

FRONTIER NORTH INC. AND FRONTIER MIDSTATES INC.

Regulations, Rates and Charges Applicable to
Facilities for Intrastate Access, Ancillary
and Miscellaneous Services Provided by

FACILITIES FOR INTRASTATE ACCESS

to Intrastate Customers

Services herein are provided by means of wire, fiber optics,
radio or any other suitable technology or a combination thereof.

FACILITIES FOR INTRASTATE ACCESS

<u>Section</u>	<u>Sheet</u>	<u>Original or Revision</u>	<u>Section</u>	<u>Sheet</u>	<u>Original or Revision</u>
				23	Original
Section 0				24	Original
TITLE PAGE	1	Original		25	Original
				26	Original
Section 1				27	Original
CHECK SHEET	1	17 th Revised *		28	Original
	2	4 th Revised		29	Original
	3	14 th Revised *		30	Original
	4	7 th Revised *		31	Original
	5	1 st Revised		32	Original
	6	2 nd Revised		33	Original
Section 2				34	Original
TABLE OF	1	Original		35	Original
CONTENTS	2	Original		36	Original
	3	Original		37	Original
	4	Original		38	Original
	5	Original		39	Original
				40	Original
Section 3				41	Original
SYMBOLS AND	1	First Revised		42	Original
ABBREVIATIONS	2	Original		43	Original
	3	Original		44	Original
	4	Original		45	First Revised
	5	Original		45.1	Original
				45.2	Original
4	1	Original		45.3	Original
				46	First Revised
5	1	Original			
	2	Original	6	1	First Revised
	3	Original		2	Original
	4	Original		3	Original
	5	Original		4	Original
	6	Original		5	Original
	7	Original		6	Original
	8	Original		7	Original
	9	Original		8	Original
	10	Original		9	Original
	11	First Revised		10	Original
	11.1	Original		11	Original
	11.2	Original		12	First Revised
	12	Original		12.1	Original
	13	Original		13	Original
	14	Original		14	Original
	15	Original		15	Original
	16	Original		16	Original
	17	Original		17	Original
	18	Original		18	Original
	19	Original			
	20	Original			
	21	Original			
	22	Original			

FACILITIES FOR INTRASTATE ACCESS

<u>Section</u>	<u>Sheet</u>	<u>Original or Revision</u>	<u>Section</u>	<u>Sheet</u>	<u>Original or Revision</u>
7	1	Original	7	57	Original
	2	Original		58	Original
	3	Original		59	Original
	4	Original		60	Original
	5	Original		61	Original
	6	Original		62	Original
	7	Original		63	Original
	8	Original		64	Original
	9	Original		65	Original
	10	Original		66	Original
	11	Original		67	Original
	12	Original		68	Original
	13	Original		69	Original
	14	Original		70	Original
	15	Original		71	Original
	16	Original		72	Original
	17	Original		73	Original
	18	Original		74	Original
	19	Original		75	Original
	20	Original		76	Original
	21	Original		77	Original
	22	Original		78	Original
	23	Original		79	Original
	24	Original		80	Original
	25	Original		81	Original
	26	Original		82	Original
	27	Original		83	Original
	28	Original		84	Original
	29	Original		85	Original
	30	Original		86	Original
	31	Original		87	Original
	32	Original		88	Original
	32.1	Original		89	Original
	33	Original		90	Original
	34	Original		91	Original
	35	Original		92	Original
	36	Original		93	Original
	37	Original		94	Original
	38	Original		95	Original
	39	Original		96	Original
	40	Original		97	Original
	41	Original		98	Original
	42	Original		99	Original
	43	Original		100	Original
	44	Original		101	Original
	45	1 st Revised *		102	Original
	46	Original		103	Original
	47	Original		104	Original
	48	Original		105	Original
	49	Original		106	Original
	50	Original		107	Original
	51	Original		107.1	Original
	52	Original		108	Original
	53	Original		109	Original
	54	Original		110	Original
	55	Original			
	56	Original			

FACILITIES FOR INTRASTATE ACCESS

<u>Section</u>	<u>Sheet</u>	<u>Original or Revision</u>	<u>Section</u>	<u>Sheet</u>	<u>Original or Revision</u>	
7	111	Original	8	32	Original	
	112	Original		33	Original	
	113	Original		34	Original	
	114	Original		35	Original	
	115	Original		36	Original	
	116	3 rd Revised		37	Original	
	116.1	Original		38	Original	
	117	First Revised		39	Original	
	118	6 th Revised		40	Original	
	119	1 st Revised		41	Original	
	120	First Revised		42	Original	
					43	Original
					44	Original
	8	1		Original	45	Original
2		Original	46	Original		
3		Original	47	Original		
4		Original	48	Original		
5		Original	49	Original		
6		Original	50	Original		
7		Original	51	Original		
8		Original	52	Original		
9		Original	53	Original		
10		Original	54	Original		
11		Original	55	Original		
12		Original	56	Original		
13		Original	57	Original		
14		Original	58	Original		
15		Original	59	Original		
16		Original	60	Original		
17		Original	61	Original		
18		Original	62	Original		
19		Original	63	Original		
20		Original	64	Original		
21		Original	65	Original		
22		Original	66	Original		
23		Original	67	Original		
24		Original	68	Original		
25		Original	69	Original		
26		Original	70	First Revised		
27		Original	71	First Revised		
28		Original	72	First Revised		
29		Original	73	First Revised		
30		Original	74	First Revised		
31		Original	75	Original		
31.1	Original	76	7 th Revised*			

FACILITIES FOR INTRASTATE ACCESS

<u>Section</u>	<u>Sheet</u>	<u>Original or Revision</u>	<u>Section</u>	<u>Sheet</u>	<u>Original or Revision</u>
8	74	Original	9	22	Original
	75	Original		23	Original
	76	Original		24	Original
	77	Original		25	Original
	78	Original		26	Original
	79	Original		27	First Revised
	80	7 th Revised*		28	Original
	81	Original		29	Original
	82	7 th Revised*			
	83	Original			
	84	Original			
	85	Original	10	1	Original
	86	5 th Revised		2	Original
	87	Original			
	88	6 th Revised			
	89	7 th Revised*	11	1	Original
	90	7 th Revised*		2	Original
	91	7 th Revised*		3	Original
	92	Original		4	Original
	93	Original		5	Original
	94	Original		6	Original
95	Original	7		Original	
		8		Original	
		9		Original	
		10		Original	
9	1	Original		11	Original
	2	Original			
	3	Original			
	4	Original			
	5	Original	12	1	Original
	6	Original		2	Original
	7	Original		3	Original
	8	Original			
	9	Original			
	10	Original			
	11	Original			
	12	Original			
	13	Original			
	14	Original			
	15	Original			
	16	First Revised			
	17	Original			
	18	Original			
	19	Original			
	20	Original			
	21	Original			

FACILITIES FOR INTRASTATE ACCESS

<u>Section</u>	<u>Sheet</u>	<u>Original or Revision</u>	<u>Section</u>	<u>Sheet</u>	<u>Original or Revision</u>
13	1	Original	15	1	Original
	2	Original		2	Original
	3	Original		3	Original
	4	Original		4	Original
	5	Original		5	Original
	6	Original		6	Original
	7	Original		7	Original
	8	Original		8	Original
	9	Original		9	Original
	10	Original		10	Original
	11	Original		11	Original
	12	Original		12	Original
	13	Original		13	Original
	14	Original		14	1 st Revised *
	15	Original			
	16	Original			
			16	1	Original
			17	1	Original
				2	Original
				3	Original
				4	Original
14	1	Original		5	Original
	2	Original			
	3	Original			
	4	Original			
	5	Original			
	6	Original			
	7	Original			
	8	Original			
	9	Original			
	10	Original			
	11	Original			

FACILITIES FOR INTRASTATE ACCESS

<u>Section</u>	<u>Sheet</u>	<u>Original or Revision</u>	<u>Section</u>	<u>Sheet</u>	<u>Original or Revision</u>
18	1	Original	18	53	1 st Revised*
	2	Original		54	1 st Revised*
	3	1 st Revised*		55	1 st Revised*
	4	1 st Revised*		56	1 st Revised*
	5	1 st Revised*		57	1 st Revised*
	6	1 st Revised*		58	1 st Revised*
	7	1 st Revised*		59	1 st Revised*
	8	1 st Revised*		60	1 st Revised*
	9	1 st Revised*		61	1 st Revised*
	10	1 st Revised*		62	1 st Revised*
	11	1 st Revised*		63	1 st Revised*
	12	1 st Revised*		64	1 st Revised*
	13	1 st Revised*		65	1 st Revised*
	14	1 st Revised*		66	1 st Revised*
	15	1 st Revised*		67	1 st Revised*
	16	1 st Revised*		68	Original
	17	1 st Revised*		69	Original
	18	1 st Revised*		70	Original
	19	1 st Revised*		71	Original
	20	1 st Revised*		72	Original
	21	1 st Revised*		73	Original
	22	1 st Revised*		74	Original
	23	1 st Revised*		75	Original
	24	1 st Revised*			
	25	1 st Revised*			
	26	1 st Revised*	19	1	Original
	27	1 st Revised*		2	Original
	28	1 st Revised*		3	Original
	29	1 st Revised*		4	Original
	30	1 st Revised*		5	Original
	31	1 st Revised*		6	Original
	32	1 st Revised*		7	Original
	33	1 st Revised*		8	Original
	34	1 st Revised*		9	Original
	35	1 st Revised*		10	First Revised
	36	1 st Revised*		11	Original
	37	1 st Revised*		12	Original
	38	1 st Revised*		13	Original
	39	1 st Revised*		14	Original
	40	1 st Revised*		15	Original
	41	1 st Revised*		16	Original
	42	1 st Revised*		17	Original
	43	1 st Revised*		18	Original
	44	1 st Revised*		19	Original
	45	1 st Revised*		20	Original
	46	1 st Revised*		21	Original
	47	1 st Revised*		22	Original
	48	1 st Revised*		23	Original
	49	1 st Revised*		24	Original
	50	1 st Revised*		25	Original
	51	1 st Revised*		26	Original
	52	1 st Revised*		27	Original

FACILITIES FOR INTRASTATE ACCESS

TABLE OF CONTENTS

<u>Subject</u>	<u>Section</u>
Advanced Communications Networks	18
Ancillary Services	11
Application of Tariff	4
Carrier Common Line Access	15
Coin Services	17
Exceptions to FIA Offerings	16
Expanded Interconnection Services	19
General Regulations	5
Miscellaneous Services	9
Ordering Options for FIA	6
Special Access	8
Special Construction	13
Special Facilities Routing of FIA	12
Special Federal Government FIA	14
Specialized FIA or Arrangements	10
Switched Access	7

FACILITIES FOR INTRASTATE ACCESS

0. **TITLE PAGE**
1. **CHECK SHEETS**
2. **TABLE OF CONTENTS**
3. **EXPLANATION OF SYMBOLS**
EXPLANATION OF ABBREVIATIONS
REFERENCE TO OTHER TARIFFS
REFERENCE TO TECHNICAL PUBLICATIONS
4. **APPLICATION OF TARIFF**
5. **GENERAL REGULATIONS**
 - 2.1 Undertaking of the Telephone Company
 - 2.2 Use
 - 2.3 Obligation of the Customer
 - 2.4 Payment Arrangements and Credit Allowances
 - 2.5 Connections
 - 2.6 Definitions
 - 2.7 FIA Services Provided By More Than One Telephone Company
6. **ORDERING OPTIONS FOR FIA**
 - 3.1 General
 - 3.2 Access Service Request
 - 3.3 Access Service Requests For Services Provided By More Than One Telephone Company
7. **SWITCHED ACCESS**
 - 4.1 General
 - 4.2 Description of Switched Access
 - 4.3 Obligations of the Customer
 - 4.4 Payment Arrangements and Credit Allowances
 - 4.5 Rate and Charge Regulations
 - 4.6 Rates and Charges

FACILITIES FOR INTRASTATE ACCESS

8. SPECIAL ACCESS

- 5.1. General
- 5.2. Description of Special Access
- 5.3. Description of Terminating Options
- 5.4. Description of Supplemental Features
- 5.5. Description of Multiplexing Arrangements
- 5.6. Rate Regulations
- 5.7. Rates and Charges
- 5.8. Miscellaneous Special Access Services
- 5.9. Individual Case Basis Rates and Charges
- 5.10. Special Access Cross Connect Rates and Charges

9. MISCELLANEOUS SERVICES

- 6.1. General
- 6.2. Additional Labor
- 6.3. Maintenance of Service Charges
- 6.4. Telecommunications Service Priority (TSP) System
- 6.5. Balloting and Allocation Process for Equal Access
- 6.6. Additional Testing
- 6.7. End User/Agent Lists
- 6.8. Rates and Charges
- 6.9. Billing Name and Address Services
- 6.10. Denial/Restoral Service
- 6.11. International Blocking Service
- 6.12. Service Access Code 900 Blocking
- 6.13. Selective Class of Call Screening
- 6.14. Answer Supervision
- 6.15. Payphone-Specific Coding Digits
- 6.16. DS1 Span Power

10. SPECIALIZED FIA OR ARRANGEMENTS

- 7.1. General
- 7.2. Rates and Charges

11. ANCILLARY SERVICES

- 8.1. Directory Assistance Service
- 8.2. Operator Services

12. SPECIAL FACILITIES ROUTING OF FIA

- 9.1. Description of Special Facilities Routing of FIA
- 9.2. Rates and Charges

FACILITIES FOR INTRASTATE ACCESS

13. SPECIAL CONSTRUCTION

10.1 General

10.2 Liabilities, Charges and Payments

10.3 Deferral of the In-Service of FIA

10.4 Charges for Customers Choosing the Optional Liability Period to Provide Permanent FIA

10.5 Charges for Customers Choosing the Standard Liability Period to Provide Permanent FIA

10.6 Charges to Provide Temporary FIA

14. SPECIAL FEDERAL GOVERNMENT FIA

11.1 General

11.2 Emergency Conditions

11.3 Intervals to Provide FIA

11.4 Safeguarding of FIA

11.5 Federal Government Regulations

11.6 FIA Offerings to the Federal Government

15. CARRIER COMMON LINE SERVICE

12.1 General

12.2 Description of Carrier Common Line Charges

12.3 Obligations of the Customer

12.4 Rate Regulations

12.5 Rates and Charges

FACILITIES FOR INTRASTATE ACCESS

16. **EXCEPTIONS TO FIA OFFERINGS**

17. **COIN SERVICES**

15.1 General

15.2 Service Description

15.3 Service Provisioning

15.4 Collection and Remittance of Coin Station Monies

15.5 Provision of Message Call Detail Concerning Coin Station Monies

15.6 Payment of Coin Sent-Paid Monies

18. **ADVANCED COMMUNICATIONS NETWORKS**

16.1 Frame Relay Service

16.2 Frame Relay Service II

16.3 Asynchronous Transfer Mode (ATM) Service

16.4 Asynchronous Transfer Mode (ATM) Cell Relay Service (CRS)

16.5 Transport Lan connect (TLC)

19. **EXPANDED INTERCONNECTION SERVICES (EIS)**

17.1 Service Description

17.2 Provision of EIS

17.3 Obligations of the Customer

17.4 Discontinuance of Service

17.5 Ordering Options for EIS

17.6 EIS Service Request

17.7 Physical EIS

17.8 Virtual EIS

17.9 Rate Regulations

17.10 EIS Rates and Charges

17.11 Virtual EIS Wire Centers and Access Tandems

17.12 Virtual EIS Rates and Charges

17.13 Physical EIS Rates and Charges

17.14 Environmental Conditioning Charges

FACILITIES FOR INTRASTATE ACCESS

CONCURRING CARRIERS

Frontier Midstates Inc.

EXPLANATION OF SYMBOLS

- (C) - To signify changed regulation
- (D) - To signify discontinued rate or regulation
- (I) - To signify increase
- (N) - To signify new rate or regulation
- (R) - To signify reduction
- (M) - To signify matter relocated without change
- (T) - To signify a change in text but no change in regulation or rates

(N)

EXPLANATION OF ABBREVIATIONS

AAM - Assumed Access Minutes
ac - Alternating Current
ACAT - Additional Cooperative Acceptance Testing
ACD - Automatic Call Distributer
ACNA - Access Customer Name Abbreviation
AIOD - Automatic Identification of Outward Dialed
AM - Access Minutes
ANI - Automatic Number Identification
ARD - Automatic Ringdown
ASG - Access Services Group
ASR - Access Service Request
AST - Automatic Scheduled Testing
ATM - Asynchronous Transfer Mode
AT&TC - American Telephone and Telegraph Communications, Inc.
BHMC - Busy Hour Minutes of Capacity
BP - Billing Percentage
BSA - Basic Serving Arrangement
BSE - Basic Service Element
CAC - Carrier Access Code
CCS - Centum Call-Seconds
CCSA - Common Control Switching Arrangement(s)
CDL - Customer Designated Location
CDM - Call Days in Month
CFA - Connecting Facility Assignment
CIC - Carrier Identification Code
CIP - Carrier Identification Parameter
CMF - Chargeable Minimum Factor
COMPS - Central Office Maintenance Planning System
Cont'd - Continued
CST - Cooperative Scheduled Testing
CSU - Circuit Switching Unit

FACILITIES FOR INTRASTATE ACCESS

EXPLANATION OF ABBREVIATIONS (Cont'd)

DA - Digital Data Access
DAM - Distance in Airline Miles
dB - Decibel
dBm - Decibels below One Milliwatt
dBmO - Transmission Level Referred to the Zero Transmission Level Point
dBnCO - Decibel Reference Noise C-Message Weighted O
dBv - Decibels Referred to One Volt
dc - Direct Current
DDS - Digital Data Service
DTMF - Dual Tone Multifrequency
DX - Duplex
ECCKT - Exchange Carrier Circuit ID
ELEPL - Equal Level Echo Path Loss
E&M - The Receive and Transmit Leads of a Signaling System
EML - Expected Measured Loss
EPL - Echo Path Loss
ERL - Echo Return Loss
f - Frequency
FCC - Federal Communications Commission
FCO - Foreign Central Office Service
FIA - Facilities for Intrastate Access
FNPA - Foreign Numbering Plan Area
GSEC - General Services and Equipment Code
HC - High Capacity
HNPA - Home Numbering Plan Area
Hz - Hertz
IA - Interface Arrangement
IC - Interexchange Carrier
ICB - Individual Case Basis
IDDD - International Direct Distance Dialing
ILP - Initial Liability Period
IP - Interconnection Point
kbps - Kilobits per Second
kHz - Kiloherzt
LATA - Local Access and Transport Area
LEC - Local Exchange Carrier
Ma - Milliampere
Mbps - Megabits per Second
MHz - Megahertz
MJU - Multi-Junction Unit
MRC - Monthly Recurring Charge
MST - Manual Scheduled Testing
MTL - Maximum Termination Liability

FACILITIES FOR INTRASTATE ACCESS

EXPLANATION OF ABBREVIATIONS (Cont'd)

NA - Not Available
NANP - North American Numbering Plan
NECA - National Exchange Carrier Association
NPA - Numbering Plan Area
NRC - Nonrecurring Charge
NST - Nonscheduled Testing
NXX - Three Digit Central Office Code
OPS - Off-Premises Station
PBX - Private Branch Exchange
PCM - Pulse Code Modulation
PIIU - Percent Intrastate InterLATA Use
PILU - Percent Intrastate IntraLATA Use
POT - Point of Termination
RMC - Recurring Monthly Charges
rms - Root-Mean-Square
SAC - Service Access Code
SASG - Special Access Service Guarantee
SCFA - Secondary Connecting Facility Assignment
SF - Single Frequency
SRL - Singing Return Loss
STR - Switched Transport Rate
TDCF - Total Day Conversion Factor
TLP - Transmission Level Point
TV - Television
UL - Under Utilization Liability
VG - Voice Grade
V&H - Vertical & Horizontal
WA - Wideband Analog
WATS - Wide Area Telecommunications Service

FACILITIES FOR INTRASTATE ACCESS

REFERENCE TO OTHER TARIFFS

Whenever reference is made in this tariff to other tariffs of Frontier North Inc. and Frontier Midstates Inc., the reference is to the tariffs in force as of the effective date of this tariff, and to amendments thereto and successive issues thereof.

REFERENCE TO TECHNICAL PUBLICATIONS

- (1) NECA Technical Reference Publication AS No. 1-Issued March 1984; entire issue

Addendum - Issued March, 1987
- (2) Technical Interface Reference Manual, Issue 2-Issued August 1984; Revised December 1985, August 1986 and October 1988; Sections 3300, 5107, 6000, 6103 and 7000.
- (5) American National Standards Institute Publications

For the service category of Frame Relay:
T1.602-1989, Issued 1988
T1.606-1990, Issued 1989
T1.617-1991, Issued 1991
T1.618-1991, Issued 1991

For the service category of Asynchronous Transfer Mode (ATM) Network Service:
T1.511-1997, Issued 1997
T1.627-1993, Issued 1993
T1.630-1993, Issued 1993
- (3) Underwriters Laboratory Publication UL 94, Issued 1990
- (1) AT&T Technical Reference Publication 41014-Issued February 1978; entire issue
- (2) Service Corporation Telephone Operations-Traffic Grade of Service Standards, Issued April 1985; entire issue
- (4) Bellcore Technical Reference Publication
TR-TSV-000905, Issue 1, August, 1989
TR-NWT-000499, Issue 4, November, 1991
TR-NWT-000063, Issue 4, July, 1991
TR-TSY-000191, Issue 1, May, 1986
TR-TSY-000487, Issue 1, July, 1989
TR-NPL-000320, Issue 1, April, 1988
- (4) Multiple Exchange Carrier Access Billing (MECAB) Guidelines-Issued June, 1994
- (4) Multiple Exchange Carrier Ordering and Design (MECOD) Guidelines-Issued June, 1994

REFERENCE TO NECA TARIFFS

- (1) NECA Tariff FCC No. 4

(1) Available from the Federal Communications Commission's commercial contractor.
(2) Available from Testmark Labs, 3050 Harrodsburg Rd., Lexington, Kentucky 40503
(3) Available from Underwriters Laboratory, Inc. Attention: Publications, 333 Pflingsten Rd., Northbrook, Illinois 60062.
(4) Available from Bellcore, Customer Service, 8 Corporate Place, Piscataway, New Jersey 08854-4196.
(5) Available from American National Standards Institute, 1430 Broadway, New York, NY 10018.

FACILITIES FOR INTRASTATE ACCESS

REFERENCE TO TECHNICAL PUBLICATIONS (Cont'd)

Reference is made in this tariff to the following National Communications System documents pursuant to the National Security Emergency Preparedness (NSEP) Telecommunications Service Priority (TSP) System:

Section 6.4(E)(8) ## NCS Manual 3-1-1 "Telecommunications Service Priority (TSP) System for National Security Emergency Preparedness (NSEP) Service User Manual", dated July 9, 1990.

Section 6.4(F)(4) ## NCS Handbook 3-1-2 "Telecommunications Service Priority (TSP) System for National Security Emergency Preparedness (NSEP) Service Vendor Handbook", dated July 9, 1990.

47 C.F.R. FCC Rules and Regulations, Part 15.109;
 Issued: 10-01-95; Available: 10-01-95.

The following technical publication is referenced in this tariff and may be obtained from the ATM Forum Technical Committee. Attention: Bob Klessig, 3COM Corporation, 5400 Bayfront Plaza, Santa Clara, CA 95052.

For the service category of ATM Network Service:

af-tm-0056.000. Version 4.0, Issued 1996

Changes to this material are readily available via the Internet address.

Available from Government Printing Office, Superintendent of Documentation, Document Control Branch, 941 North Capitol Street, N.E., Washington, DC 20401.

Issued: August 17, 2010

Effective: August 18, 2010

By Kenneth Mason, Vice President

Rochester, New York

FACILITIES FOR INTRASTATE ACCESS

1. APPLICATION OF TARIFF

1.1 Intrastate InterLATA

- 1.1.1 This tariff contains regulations, rates and charges applicable to Carrier Common Line, Switched Access, Special Access, End User Access, Lifeline Assistance and Universal Service Fund and Expanded Interconnection Service, Advanced Communications Networks or, in combination, as Facilities for Intrastate Access, hereinafter referred to as FIA, provided by Frontier North Inc. and Frontier Midstates Inc., hereinafter referred to as the Telephone Company, to Customers. This tariff further provides for Ancillary and Miscellaneous Services. This tariff does not apply to other services offered by the Telephone Company.
- 1.1.2 Pursuant to the Federal Communications Commission's Rules at Section 69.4(c), 69.5(d), 69.104(1), 69.116, 69.117, 69.603(c) and 69.603(d), regulations concerning administration and billing of Lifeline Assistance and Universal Service Fund, rates and charges for these carrier's carrier elements are contained in Section 8 of the National Exchange Carrier Association, Inc., Tariff FCC No. 5. The National Exchange Carrier Association, Inc., will bill and collect all Lifeline Assistance and Universal Service Fund charges on behalf of the Telephone Company.
- 1.1.2 Regulations, rates and charges as specified in this tariff apply to FIA and shall not serve as a substitute for IC tariff offerings of services to end users. The provision of such FIA by the Telephone Company as set forth in this tariff does not constitute a joint undertaking with an IC for the furnishing of any service.

1.2 Intrastate IntraLATA

- 1.2.1 This tariff contains regulations, rates and charges applicable to Facilities for Intrastate Access, as set forth in 1.1, provided by the Telephone Company to Customers and other Local Exchange Carriers (LECs) with the following exceptions:
- Michigan Transition Mechanism, is not applicable for intrastate intraLATA applications.
 - End User FIA, is not applicable for intrastate IntraLATA applications.
 - For Direct-Routed Intraexchange Channels, rates as shown in Section 5.8.2 will apply.
- 1.2.2 Regulations, rates and charges as specified in this tariff apply to access services and shall not serve as a substitute for IC or LEC offerings of services to end users. The provision of such service by the Telephone Company as set forth in this tariff does not constitute a joint undertaking with an IC or LEC for the furnishing of any service.

FACILITIES FOR INTRASTATE ACCESS

SECTION 5 TABLE OF CONTENTS

2.	<u>GENERAL REGULATIONS</u>	<u>Page</u>
2.1	<u>Undertaking of the Telephone Company</u>	2
2.1.1	Scope.....	2
2.1.2	Limitations.....	2
2.1.3	Liability.....	3
2.1.4	Provision of FIA.....	4
2.1.5	Installation and Termination of FIA.....	4
2.1.6	Maintenance of FIA.....	4
2.1.7	Changes and Substitutions.....	5
2.1.8	Discontinuance and Refusal of FIA.....	6
2.1.9	Preemption of FIA.....	7
2.1.10	Limitation of Use of Metallic Facilities.....	7
2.2	<u>Use</u>	8
2.2.1	Interference or Impairment.....	8
2.2.2	Unlawful Use of FIA.....	8
2.3	<u>Obligation of the Customer</u>	9
2.3.1	Damages.....	9
2.3.2	Theft.....	9
2.3.3	Equipment Space and Power.....	9
2.3.4	Space and power for Expanded Interconnection Service.....	9
2.3.5	Availability for Testing.....	10
2.3.6	Balance.....	10
2.3.7	Design of Customer Services.....	10
2.3.8	References to Telephone Company.....	10
2.3.9	Claims and Demands for Damages.....	11
2.3.10	Coordination With Respect to Network Contingencies.....	11
2.4	<u>Payment Arrangements and Credit Allowances</u>	12
2.4.1	Payment of Charges and Deposits.....	12
2.4.2	Minimum Periods.....	14
2.4.3	Reserved for future use.....	15
2.4.4	Credit Allowance for FIA Interruptions.....	15
2.4.5	Performance Commitment Program.....	21
2.5	<u>Connections</u>	21
2.6	<u>Definitions</u>	22
2.7	<u>FIA Services Provided By More Than One Telephone Company</u>	40

FACILITIES FOR INTRASTATE ACCESS

2. GENERAL REGULATIONS

2.1 Undertaking of the Telephone Company

2.1.1 Scope

- (A) The Telephone Company does not undertake to transmit calls or offer a telecommunications service under this tariff.
- (B) The Telephone Company shall be responsible only for the installation, operation, and maintenance of the services which it provides.
- (C) The Telephone Company will, for maintenance purposes, test its FIA only to the extent necessary to detect and/or clear troubles. Testing beyond normal parameters will be done as described in Section 6.
- (D) FIA are provided twenty-four hours daily, seven days per week.

2.1.2 Limitations

- (A) The Customer may not assign or transfer the use of FIA provided under this tariff except that, where there is no interruption of use or relocation of the FIA, such assignment or transfer may be made to:
 - another Customer, whether an individual, partnership, association or corporation, provided the assignee or transferee assumes all outstanding indebtedness for such FIA, and the unexpired portion of the minimum period and the termination liability applicable to such FIA, if any; or
 - a court appointed receiver, trustee or other person acting pursuant to law in bankruptcy, receivership, reorganization, insolvency, liquidation or other similar proceedings, provided the assignee or transferee assumes the unexpired portion of the minimum period and the termination liability applicable to such FIA, if any.

In all cases of assignment or transfer, the written acknowledgment of the Telephone Company is required prior to such assignment or transfer which acknowledgment shall be made within 15 days from the receipt of notification. All regulations and conditions contained in this tariff shall apply to such assignee or transferee.

The assignment or transfer of FIA does not relieve or discharge the assignor or transferor from remaining jointly or severally liable with the assignee or transferee for any obligations existing at the time of the assignment or transfer.

- (B) The emergency provisioning and restoration of FIA shall be in accordance with Part 64, Subpart D, Paragraph 64.401, of the FCC's Rules and Regulations, which specifies the priority system for such activities. Section 6.4 describes the service arrangement.
- (C) The Telephone Company does not warrant that its facilities and services meet standards other than those in this tariff.

FACILITIES FOR INTRASTATE ACCESS

2. **GENERAL REGULATIONS** (Cont'd)

2.1 Undertaking of the Telephone Company (Cont'd)

2.1.3 Liability

- (A) The Telephone Company's liability, if any, for willful misconduct is not limited by this tariff. With respect to any other claim or suit by a Customer for damages associated with the installation, provision, termination, maintenance, repair or restoration of FIA, and subject to the provisions of (B) through (D), the Telephone Company's liability, if any, shall not exceed an amount equal to the proportionate charge for the FIA for the period during which the provision of FIA was affected. This liability for damages shall be in addition to any amounts that may otherwise be due the Customer under this tariff as a credit allowance for a provision of FIA interruption.
- (B) The Telephone Company shall not be liable for any act or omission of any other carrier or Customer providing a portion of a service, nor shall the Telephone Company, for its own act or omission, hold liable any other carrier or Customer providing a portion of a service.
- (C) The Telephone Company shall be indemnified, defended and held harmless by the Customer against any claim, loss or damage arising from the use of FIA offered under this tariff. The foregoing indemnity shall issue on the Customer separately, each being responsible for his own acts and omissions, involving:
 - Claims for libel, slander, invasion of privacy, or infringement of copyright arising from any communications;
 - Claims for patent infringement arising from combining or using the FIA furnished by the Telephone Company in connection with facilities or equipment furnished by the Customer; or
 - All other claims arising out of any act or omission of the Customer in the course of using FIA provided pursuant to this tariff.
- (D) The Telephone Company does not guarantee or make any warranty with respect to its FIA when used in an explosive atmosphere. The Telephone Company shall be indemnified, defended and held harmless by the Customer from any and all claims by any person relating to the FIA so provided. The foregoing indemnity shall issue on the Customer separately, each being responsible for his own acts and omissions.
- (E) Except in the case of willful misconduct, under no circumstances whatever shall the Telephone Company be liable for indirect, incidental, special or consequential damages; and this disclaimer shall be effective notwithstanding any other provisions hereof.

FACILITIES FOR INTRASTATE ACCESS

2. GENERAL REGULATIONS (Cont'd)

2.1 Undertaking of the Telephone Company (Cont'd)

2.1.3 Limitations (Cont'd)

- (F) No license under patents is granted by the Telephone Company to the Customer or shall be implied or arise by estoppel in the Customer's favor with respect to any circuit, apparatus, system or method used by the Customer in connection with FIA provided under this tariff. With respect to claims of patent infringement made by third persons, the Telephone Company will defend, indemnify, protect and save harmless the Customer from and against all claims arising out of the use by the Customer of FIA provided under this tariff.
- (G) The Telephone Company's failure to provide or maintain FIA under this tariff shall be excused by labor difficulties, governmental orders, civil commotions, acts of God and other circumstances beyond the Telephone Company's reasonable control, subject to the interruption allowance provisions.
- (H) The Telephone Company shall reimburse the Customer for damages to premises or equipment of the Customer resulting from the provision of FIA by the Telephone Company on such premises, or by the installation or removal thereof, caused by the negligence or willful act of the Telephone Company.

2.1.4 Provision of FIA

- (A) The Telephone Company, to the extent that such FIA are or can be made available with reasonable effort, and after provisions have been made for the Telephone Company's local service, will provide to the Customer, upon reasonable notice, FIA offered in other applicable sections of this tariff at rates and charges specified therein.
- (B) FIA provided to a Customer under this tariff may be connected directly to Customer facilities and/or may be connected to access facilities of another telephone company or companies in the joint provision of interexchange access.

2.1.5 Installation and Termination of FIA

Except as provided for Expanded Interconnection Service specified in Section 17, the FIA provided under this tariff (A) will include any entrance cable or drop wiring and wire or intrabuilding cable to that point where provision is made for termination of the Telephone Company's outside distribution network facilities at a suitable location inside a CDL, and (B) will be installed by the Telephone Company to such point of termination.

2.1.6 Maintenance of FIA

- (A) The FIA provided under this tariff shall be maintained by the Telephone Company. The Customer or others may not rearrange, move, disconnect, remove or attempt to repair any FIA provided by the Telephone Company, other than by connection or disconnection to any interface means used, except with the written consent of the Telephone Company.
- (B) Customer provided transmission facilities and equipment terminating in the Telephone Company wire center, access tandem, manhole or similar location for purposes of virtual Expanded Interconnection Service (EIS), as set forth in Section 17, will be maintained by the Telephone Company. Customer provided transmission facilities and equipment terminating in the Telephone Company wire center or access tandem for purposes of physical EIS will not be maintained by the Telephone Company.

FACILITIES FOR INTRASTATE ACCESS

2. GENERAL REGULATIONS (Cont'd)

2.1 Undertaking of the Telephone Company (Cont'd)

2.1.7 Changes and Substitutions

Except as provided for equipment and systems subject to Part 68 of the FCC Rules and Regulations in 47 C.F.R. Paragraph 68.110 (b), the Telephone Company may, where such action is reasonably required in the operation of its business, substitute, change, or rearrange any telephone plant used in providing FIA under this tariff, change minimum network protection criteria, change operating or maintenance characteristics of facilities, or change operations or procedures of the Telephone Company. In case of any such substitution, change or rearrangement, the facility parameters will be within generally accepted standards. The Telephone Company shall not be responsible if any such substitution, change or rearrangement renders any Customer furnished services obsolete or requires modification or alteration thereof or otherwise affects their use or performance.

If such substitution, change or rearrangement materially affects the operating characteristics or technical parameters of the FIA, as originally ordered by the Customer, the Telephone Company will notify the Customer in writing prior to making such substitution, change or rearrangement. Notification will be given as follows:

- Should a major change occur, the Telephone Company shall notify the Customer at least one year in advance. A major change is described as any change in telephone plant which will affect the technical parameters of the interface (e.g., level, impedance, signaling, interface, bandwidth, two-wire, four-wire, etc.).
- Should a minor change occur, the Telephone Company shall notify the Customer at least thirty days in advance. A minor change is described as any change in telephone plant which will not affect the technical parameters of the interface (e.g., level, impedance, signaling, interface, bandwidth, two-wire, four-wire, etc.).

The Telephone Company will work cooperatively with the Customer relative to the redesign and implementation required by the change in operating characteristics.

FACILITIES FOR INTRASTATE ACCESS

2. **GENERAL REGULATIONS** (Cont'd)

2.1 **Undertaking of the Telephone Company** (Cont'd)

2.1.8 **Discontinuance and Refusal of FIA**

- (A) Unless the provisions apply, if the Customer fails to comply with the provisions of 2.1.6, 2.3.1, and 2.4.1(D), or if applicable, 17.3.4 and 17.7.6(D) including any payments to be made by it on the dates or at the times herein specified, and fails within thirty (30) days after written notice, by certified mail, from the Telephone Company to a person designated by the Customer to correct such noncompliance, the Telephone Company may discontinue the provision of the FIA to the noncomplying Customer. In case of such discontinuance, all applicable charges shall become due.
- (B) If the Customer repeatedly fails to comply with the provisions of this tariff in connection with the provision of a FIA or group of FIA, and fails to correct such course of action after notice as described in (A), the Telephone Company may refuse applications for additional FIA to the noncomplying Customer until the course of action is corrected.
- (C) If the National Exchange Carrier Association, Inc., notifies the Telephone Company that the Customer has failed to comply with Section 8 of the National Exchange Carrier Association, Inc., Tariff FCC No. 5 (Lifeline Assistance and Universal Service Fund charges) including any Customer's failure to make payments on the date and times specified therein, the Telephone Company, may on thirty days' written notice to the Customer by Certified U.S. Mail, take any of these actions:
- refuse additional applications for service,
 - refuse to complete any pending orders for service,
 - discontinue the provision of service to the Customer.

In the case of discontinuance, all applicable charges including termination charges, shall become due.

FACILITIES FOR INTRASTATE ACCESS

2. **GENERAL REGULATIONS** (Cont'd)

2.1 **Undertaking of the Telephone Company** (Cont'd)

2.1.9 **Preemption of FIA**

In certain instances, (i.e., when spare facilities and/or equipment are not available), it may be necessary to preempt existing services to provision or restore National Security Emergency Preparedness (NSEP) Services. If, in its best judgement, the Telephone Company deems it necessary to preempt, then the Telephone Company will ensure that:

- (A) A sufficient number of public switched services are available for public use if preemption of such services is necessary to provision or restore NSEP service.
- (B) The service(s) preempted have a lower or do not contain NSEP assigned priority levels.
- (C) A reasonable effort is made to notify the preempted service Customer of the action to be taken.
- (D) A credit allowance for any preempted service shall be made in accordance with the provisions in Section 2.4.4(A).

2.1.10 **Limitation of Use of Metallic Facilities**

Except for loop and duplex (DX) type signaling, metallic facilities shall not be used for ground return or split pair operation. Signals applied to the metallic facility shall conform to minimum protection criteria for direct electrical connections as in Part 68 of the FCC Rules and Regulations. In the case of applications of dc telegraph signaling systems, the Customer shall be responsible, at its expense, for the provision of current limitation devices to protect the Telephone Company FIA from excessive current due to abnormal conditions and for the provision of noise mitigation networks when required to reduce excess noise.

Interoffice metallic facilities are limited and requests for metallic facilities will only be provided where available. DC (Metallic) and telegraph-grade facilities and services will be discontinued effective December 7, 1991. Interoffice metallic facilities (wire pairs) are in diminishing supply, and can be expected to become less available as optical fiber is deployed and wire cables are removed.

FACILITIES FOR INTRASTATE ACCESS

2. GENERAL REGULATIONS (Cont'd)

2.2 Use

2.2.1 Interference or Impairment

- (A) The characteristics and methods of operation of any circuits, facilities or equipment provided by other than the Telephone Company, including Customer transmission equipment and facilities used with EIS, and associated with the FIA provided under this tariff shall not interfere with or impair service over any facilities of the Telephone Company, its connecting and concurring carriers, or other telephone companies involved in its services, cause damage to their plant, impair the privacy of any communications carried over their facilities or create hazards to their employees or to the public.
- (B) Except as provided for equipment or systems subject to Part 68 of the FCC Rules and Regulations in 47 C.F.R. Paragraph 68.108, if such characteristics or methods of operation are not in accordance with (A), the Telephone Company will, where practicable, notify the Customer, as appropriate, that temporary discontinuance of the use of FIA may be required; however, where prior notice is not practicable, nothing contained herein shall be deemed to preclude the Telephone Company's right to temporarily discontinue forthwith the use of FIA if such action is reasonable in the circumstances. In case of such temporary discontinuance the Customer will be promptly notified and afforded the opportunity to correct the condition which gave rise to the temporary discontinuance. During such period of temporary discontinuance, allowance for interruption of FIA in 2.4.4 is not applicable.

2.2.2 Unlawful Use of FIA

The FIA are furnished subject to the condition that they will not be used for an unlawful purpose. FIA will be discontinued if any law enforcement agency, acting within its apparent jurisdiction, advises in writing that such FIA are being used in violation of law. The Telephone Company will refuse to furnish FIA when it has reasonable grounds to believe that such FIA will be used in violation of law.

FACILITIES FOR INTRASTATE ACCESS

2. GENERAL REGULATIONS (Cont'd)

2.3 Obligation of the Customer

2.3.1 Damages

The Customer shall reimburse the Telephone Company for damages to the Telephone Company facilities utilized to provide FIA under this tariff caused by:

- the negligence or willful act of the Customer, or
- resulting from the Customer's improper use of the Telephone Company facilities, or
- due to malfunction of any facilities or equipment provided by other than the Telephone Company.

Nothing in the foregoing provision shall be interpreted to hold one Customer liable for another Customer's actions. The Telephone Company will, upon reimbursement for damages, cooperate with the Customer in prosecuting a claim against the person causing such damage and the Customer shall be subrogated to the right of recovery by the Telephone Company for the damages to the extent of such payment. The amount of reimbursement shall be the actual cost of repair to the damaged facilities including labor costs as specified in 6.2(G).

2.3.2 Theft

The Customer shall reimburse the Telephone Company for any loss through theft of facilities, apparatus, or equipment utilized to provide FIA under this tariff at the CDL or at the end user's premises. The amount of reimbursement shall be the actual cost for replacement of facilities, apparatus, or equipment lost, plus labor costs as specified in 6.2(G).

2.3.3 Equipment Space and Power

Except as specified in 2.3.4, the Customer shall furnish or arrange to have furnished to the Telephone Company at no charge, equipment space and electrical power required by the Telephone Company to provide FIA under this tariff at the points of termination of such FIA. The equipment space provided shall meet industry standard environmental conditions. The selection of ac or dc power shall be mutually agreed to by the Customer and the Telephone Company. The Customer shall also make necessary arrangements in order that the Telephone Company will have access to such spaces at reasonable times for installing, repairing or removing facilities of the Telephone Company.

2.3.4 Space and Power for Expanded Interconnection Service

Where available, the Telephone Company shall make available wire center or access tandem floor space and electrical power required by the Customer for the provision of Expanded Interconnection Service at charges set forth in Section 17.

FACILITIES FOR INTRASTATE ACCESS

2. GENERAL REGULATIONS (Cont'd)

2.3 Obligation of the Customer (Cont'd)

2.3.5 Availability for Testing

The FIA provided under this tariff shall be available to the Telephone Company at times mutually agreed upon in order to permit the Telephone Company to make tests and adjustments appropriate for maintaining the FIA, in satisfactory operating condition. Such tests and adjustments shall be completed within a reasonable time. No credit will be allowed for any interruptions involved during such tests and adjustments.

2.3.6 Balance

All signals for transmission over the FIA provided under this tariff shall be delivered by the Customer balanced to ground except for ground start and duplex (DX), McCulloh loop (alarm system) type signaling, and dc telegraph transmission at speeds of 75 baud or less.

2.3.7 Design of Customer Services

Subject to the provisions of 2.1.7, the Customer shall be solely responsible at its expense for the overall design of its services. The Customer shall be responsible separately, each at its own expense, for any redesigning or arrangement of its services which may be required because of changes in FIA, operations or procedures of the Telephone Company, minimum network protection criteria or operating or maintenance characteristics of the FIA.

2.3.8 References to Telephone Company

The Customer may advise its end users that certain FIA are provided by the Telephone Company in connection with the service the Customer furnishes to its end user; however, the Customer shall not represent that the Telephone Company jointly participates in the Customer's services.

FACILITIES FOR INTRASTATE ACCESS

2. GENERAL REGULATIONS (Cont'd)

2.3 Obligation of the Customer (Cont'd)

2.3.9 Claims and Demands for Damages

- (A) With respect to claims of patent infringement made by third persons, the Customer shall defend, indemnify, protect and save harmless the Telephone Company from and against all claims arising out of the combining with, or use in connection with, the FIA provided under this tariff, any circuit, apparatus, system or method provided by the IC or its end users.
- (B) The Customer shall defend, indemnify and save harmless the Telephone Company from and against suits, claims, and demands by third persons arising out of the construction, installation, operation, maintenance, or removal of the Customer's circuits, facilities, or equipment connected to the Telephone Company's FIA provided under this tariff including, without limitation, Workmen's Compensation claims, actions for infringement of copyright and/or unauthorized use of program material, libel and slander actions based on the content of communications transmitted over the Customer's circuits, facilities or equipment, and proceedings to recover taxes, fines, or penalties for failure of the Customer to obtain or maintain in effect any necessary certificates, permits, licenses or other authority to acquire or operate the FIA provided under this tariff; provided, however, the foregoing indemnification shall not apply to suits, claims, and demands to recover damages for damage to property, death, or personal injury unless such suits, claims or demands are based on the tortuous conduct of the Customer, its officers, agents or employees.

2.3.10 Coordination With Respect to Network Contingencies

The Customer shall, in cooperation with the Telephone Company, coordinate in planning the actions to be taken to maintain maximum network capability following natural or man-made disasters which affect telecommunications services.

2.3.11 Identification and Rating of VoIP-PSTN Traffic

(A) Scope

- (1) VoIP-PSTN Traffic is defined as traffic exchanged between the Telephone Company end user and the customer in time division multiplexing ("TDM") format that originates and/or terminates in Internet protocol ("IP") format. This section governs the identification of VoIP-PSTN Traffic that is required to be compensated at interstate access rates by the Federal Communications Commission in its Report and Order in WC Docket Nos. 10-90, etc., FCC Release No. 11-161 (Nov. 18, 2011) ("FCC Order"). Specifically, this section establishes the method of separating such traffic (referred to in this tariff as "Relevant VoIP-PSTN Traffic") from the customer's traditional intrastate access traffic, so that such Relevant VoIP-PSTN Traffic can be billed in accordance with the FCC Order.
- (2) This section will be applied to the billing of switched access charges to a customer that is a local exchange carrier only to the extent that the customer has also implemented billing of interstate access charges for Relevant VoIP-PSTN Traffic in accordance with the FCC Order.

(N)

(N)

FACILITIES FOR INTRASTATE ACCESS

2. GENERAL REGULATIONS (Cont'd)

2.3 Obligation of the Customer (Cont'd)

2.3.11 Identification and Rating of VoIP-PSTN Traffic (Cont'd)

(B) Rating of VoIP-PSTN Traffic

The Relevant VoIP-PSTN Traffic identified in accordance with this tariff section will be billed at rates equal to the Telephone Company's applicable tariffed interstate switched access rates as specified in the Telephone Company's applicable federal access tariff.

As of July 13, 2012, any intrastate originating Toll VOIP-PSTN Traffic will be billed at rates equal to the Company's intrastate originating switched access rates as provided in this tariff. Beginning July 1, 2014, any intrastate originating Toll VOIP-PSTN Traffic identified in accordance with this tariff section will be billed at rates equal to the Telephone Company's relevant interstate switched access rates as provided in the Telephone Company's applicable Federal Access Tariff.

(C) Calculation and Application of Percent-VoIP-Usage Factor

The Telephone Company will determine the number of Relevant VoIP-PSTN Traffic minutes of use ("MOU") to which interstate rates will be applied under subsection (B), above, by applying a Percent VoIP Usage ("PVU") factor to the total intrastate access MOU exchanges with The Telephone Company from the customer. The PVU will be derived and applied as follows:

- (1) The customer will calculate and furnish to the Telephone Company a factor (the "PVU") representing the percentage of the total intrastate and interstate access MOU that the customer exchanges with the Telephone Company in the State, that is sent to the Telephone Company and that originated in IP format; or is received by The Telephone Company and terminated in IP Format. This PVU shall be based on information such as traffic studies, actual call detail, or other relevant and verifiable information.
- (2) The Telephone Company will, likewise, calculate a factor (the "PVU-T") representing the percentage of the Telephone Company's total intrastate access MOU in the State that the Telephone Company originates or terminates on its network in IP format. This PVU-T shall be based on information, such as the number of the Telephone Company's retail VoIP subscriptions in the state, traffic studies, actual call detail, or other relevant and verifiable information.
- (3) The Telephone Company will use the PVU-C and PVU-T factors to calculate a PVU factor that represents the percentage of total intrastate MOU exchanged between a Telephone Company end user and the customer that is originated or terminated in IP format, whether at the Telephone Company's end, at the customer's end, or at both ends. The PVU factor will be calculated as the sum of: (A) the PVU-C factor and (B) the PVU-T factor times (1.0 minus the PVU-C factor).
- (4) The Telephone Company will apply the PVU factor to the total terminating intrastate access MOU received from the customer to determine the number of Relevant VoIP-PSTN Traffic MOUs.
- (5) If the customer does not furnish the Telephone Company with a PVU pursuant to the preceding paragraph 1, the Telephone Company will utilize a PVU equal to zero.

(N)

(N)

FACILITIES FOR INTRASTATE ACCESS

2. **GENERAL REGULATIONS** (Cont'd)

2.3 Obligation of the Customer (Cont'd)

2.3.11 Identification and Rating of VoIP-PSTN Traffic (Cont'd)

(D) Initial PVU Factor

If the PVU factor is not available and/or cannot be implemented in the Telephone Company's billing systems by January 1, 2012, once the factor is available and can be implemented the Telephone Company will adjust the customer's bills to reflect the PVU retroactively to January 1, 2012. This retroactive adjustment will be made to January 1, 2012, provided that the customer provides the factor to the Telephone Company no later than April 15, 2012; otherwise, it will set the initial PVU equal to zero, as specified in subsection (C)(1), above.

(E) PVU Factor Updates

The customer may update the PVU factor quarterly using the method set forth in subsection (C)(1), above. If the customer chooses to submit such updates, it shall forward to the Telephone Company, no later than 15 days after the first day of January, April, July and/or October of each year, a revised PVU factor based on data for the prior three months, ending the last day of December, March, June and September, respectively. The revised PVU factor will apply prospectively and serve as the basis for billing until superseded by a new PVU.

(F) PVU Factor Verification

Not more than four times in any year, the Telephone Company may ask the customer to verify the PVU factor furnished to the Telephone Company. The party so requested shall comply, and shall reasonably provide the records and other information used to determine the PVU factors.

(N)

(N)

FACILITIES FOR INTRASTATE ACCESS

2. GENERAL REGULATIONS (Cont'd)

2.4 Payment Arrangements and Credit Allowances

2.4.1 Payment of Charges and Deposits

- (A) The Telephone Company may, in order to safeguard its interests, require a Customer which has a proven history of late payments to the Telephone Company or does not have established credit, to make a deposit prior to or at any time after the provision of the FIA to the Customer to be held by the Telephone Company as a guarantee of the payment of rates and charges. No such deposit will be required of a Customer which is a successor of a company which has established credit and has no history of late payments to the Telephone Company.

A deposit may not exceed the actual or estimated rates and charges for the FIA for a two month period. The fact that a deposit has been made in no way relieves the Customer from complying with the Telephone Company's regulations as to the prompt payment of bills.

At such time as the provision of the FIA to the Customer is terminated, the amount of the deposit will be credited to the Customer's account and any credit balance which may remain will be refunded. After the Customer has established a one year prompt payment record, such a deposit will be refunded or credited to the Customer account at any time prior to the termination of the provision of the FIA to the Customer.

In case of a cash deposit, for the period the deposit is held by the Telephone Company, the Customer will receive simple annual interest at the percentage rate specified in the Telephone Company General and/or Local Tariff.

- (B) Where the provision of FIA requires facilities that meet any of the conditions specified in 10.1.1, Special Construction charges in Section 10 will apply.
- (C) The Telephone Company shall bill FIA services on a current basis for (a) all charges incurred, (b) applicable taxes, and (c) credits due the Customer.
- Switched Access (except for the Entrance Facility, Direct-Trunked Transport and Multiplexing elements), Ancillary and Miscellaneous services shall be billed in arrears.
 - Special Access, monthly EIS elements, Switched Access Entrance Facility, Direct-Trunked Transport and Multiplexing elements shall be billed in advance except for the charges and credits associated with the initial or final bills. The initial bill will also include charges for the actual period of service up to, but not including, the bill date. The unused portion of the FIA already billed will be credited on the final bill.

The Customer will receive his bill in: 1) a paper format, 2) a paper format bill summary with a magnetic tape to provide the detail information of the bill, 3) magnetic tape only, or 4) via electronic transmission. Such bills are due when rendered regardless of the media utilized. Adjustments for the quantities of FIA established or discontinued in any billing period beyond the minimum period in 2.4.2 will be prorated to the number of days based on a 30 day month. The Telephone Company will, upon request and if available, furnish such detailed information as may reasonably be required for verification of any bill.

FACILITIES FOR INTRASTATE ACCESS

2. GENERAL REGULATIONS (Cont'd)

2.4 Payment Arrangements and Credit Allowances (Cont'd)

2.4.1 Payment of Charges and Deposits (Cont'd)

(D) All bills to the Customer are due 31 days (payment date) after the bill date or by the next bill date (i.e., same date in the following month as the bill date), whichever is the shorter interval. In the event the Customer does not remit payment in immediately available funds by the payment date, the FIA may be discontinued as specified in 2.1.8.

- (1) If the entire amount billed is not received by the Telephone Company in immediately available funds by the payment date, an additional charge (late payment charge) equal to 1/365th of the percentage rate for deposit interest as that in 2.4.1(A) of the unpaid balance will be applied for each day or portion thereof that an outstanding balance remains.

If such payment date would cause payment to be due on a Saturday, Sunday or Holiday (i.e., New Year's Day, Independence Day, Labor Day, Thanksgiving Day, Christmas Day, the second Tuesday in November and a day when Washington's Birthday, Memorial Day or Columbus Day is legally observed), payment for such bills will be due from the customer as follows:

- If such payment date falls on a Saturday or on a Holiday which is observed on Tuesday, Wednesday, Thursday or Friday, the payment date shall be the last non-Holiday day preceding such Saturday or Holiday.
 - If such payment date falls on a Sunday or on a Holiday which is observed on a Monday, the payment date shall be the first non-Holiday day following such Sunday or Holiday.
- (2) In the event of a billing dispute, the Customer must submit a documented claim for the disputed amount.
- If the claim is received within 6 months of the payment due date, and the Customer has paid the total billed amount, any interest credits due the Customer upon resolution of the dispute shall be calculated from the date of overpayment.
 - If the claim for the disputed amount is received more than 6 months from the payment due date, any interest credits due the Customer upon resolution of the dispute shall be calculated from the later of the date the claim was received or the date of overpayment.

A credit will be granted to the Customer for both the disputed amount paid and an amount equal to the percentage rate in (1).

FACILITIES FOR INTRASTATE ACCESS

2. GENERAL REGULATIONS (Cont'd)

2.4 Payment Arrangements and Credit Allowances (Cont'd)

2.4.1 Payment of Charges and Deposits (Cont'd)

(D) (Cont'd)

(2) (Cont'd)

The Telephone Company will assess or credit late payment charges on disputed amounts to the Customer as follows:

- If resolved in favor of the Telephone Company and the Customer has paid the disputed amount on or before the payment due date, no late payment charges will apply.
- If resolved in favor of the Telephone Company and the Customer has withheld the disputed amount, any payments withheld pending settlement of the dispute shall be subject to the late payment charge in (1).
- If resolved in favor of the Customer and the Customer has withheld the disputed amount, the Customer shall be credited for each month or portion thereof that the late payment charge in (1) may have been applied. In the event the Customer has paid the late payment charge, a credit will be granted to the Customer for both the late payment charge paid on disputed amount and an amount equal to the percentage rate in (1).

(3) Late Payment Charges applicable to End User FIA, are those in the Telephone Company General and/or Local Tariffs.

2.4.2 Minimum Periods

- (A) The minimum periods for which FIA are provided and for which rates and charges are applicable are in 3.2.4.
- (B) The minimum periods for which FIA are provided and for which rates and charges are applicable for a Specialized FIA or Arrangements provided on an Individual Case Basis, in Section 7 are established with the individual case filing.
- (C) For discontinuances of FIA with a one month minimum period, all applicable charges for the one month period will apply. In instances where the minimum period is greater than one month, however, the charge will be the lesser of the Telephone Company's nonrecoverable costs, less the net salvage value for the discontinued service or the minimum period charges.
- (D) The minimum periods for which Expanded Interconnection Services are provided and which rates and charges are applicable are in Section 17.

2.4.3 Reserved for Future Use

FACILITIES FOR INTRASTATE ACCESS

2. GENERAL REGULATIONS (Cont'd)

2.4 Payment Arrangements and Credit Allowances (Cont'd)

2.4.4 Credit Allowance for FIA Interruptions

(A) General

A FIA is interrupted when it becomes unusable to the customer because of a failure of a component used to furnish FIA under this tariff, or when the service is preempted as a result of invoking NSEP Treatment or when the application of protective controls interrupt all transmission paths as set forth in 4.2.9 following. An interruption period starts when Telephone Company personnel become aware that the FIA is inoperative.

The credit allowance(s) for an interruption or for a series of interruptions will be computed based upon the billing method which applies to the service being credited. In no case will the credit allowance for service interruptions exceed the applicable charges for the billing period during which the interruption occurred.

A credit allowance for any FIA service will apply for the period specified as follows:

- (1) For Special Access services other than Program Audio, Videoband and Expanded Interconnection, and for Switched Access Entrance Facilities, Direct-Trunked Transport and Multiplexing services a credit allowance will be made for an interruption period of 30 minutes or more. The allowance will be calculated at the rate of 1/1440 of the monthly charge for the portion of the FIA affected, for each 30 minutes or major fraction thereof that the interruption continues. A major fraction is considered to be sixteen minutes or more beyond the 30 minute period.
- (2) For Program Audio and Videoband Special Access services, a credit allowance will be made for an interruption of 30 seconds or more. Two or more such interruptions occurring during a period of 5 consecutive minutes shall be considered as one interruption. The allowance will be calculated as follows:
 - (a) For Program Audio Service provided at monthly rates, the credit will be at the rate of 1/8640 of the monthly service rate.
 - (b) For Program Audio Service provided at daily rates, the credit will be at the rate of 1/288 of the daily rate.
 - (c) For Temporary Videoband Service provided at hourly rates, the credit will be at 1/12 of the hourly rate.

FACILITIES FOR INTRASTATE ACCESS

2. GENERAL REGULATIONS (Cont'd)

2.4 Payment Arrangements and Credit Allowances (Cont'd)

2.4.4 Credit Allowance for FIA Interruptions (Cont'd)

(A) General (Cont'd)

- (3) Except as noted, all Special Access Services will be eligible for a credit allowance for each occurrence of a service interruption period greater than 30 minutes. The maximum credit allowance will be \$200.00 for each out of service condition within the Telephone Company's facilities and will not exceed the monthly charge for the interrupted service. The credit allowance will not be applied more than once per calendar month. This credit allowance is applicable in all jurisdictions. The credit allowance is in addition to the credit allowance in 2.4.4(A)(1) and 2.4.4(A)(2). A credit allowance will not be extended in accordance with conditions in 2.1.3(H) and 2.4.4(B) for repair of Telephone Company owned facilities.

The exceptions to this credit allowance are part-time Program Audio Service in 5.2.3, Videoband Services in 5.2.4, Miscellaneous Special Access Services in 5.8 and Individual Case Basis Services in 5.9.

* Section 2.4.4(A)(3) is not available for Special Access Services installed after June 11, 2006. The preceding sentence applies to both Special Access Services that are provided on a month-to-month basis and Special Access Services that are provided under a Discount Plan (as defined below).

For Special Access Services installed on or before June 11, 2006, Section 2.4.4(A)(3) will not be available as follows:

- (a) For Special Access Services provided on a month-to-month basis, after June 11, 2006.
- (b) For Special Access Services provided under a Discount Plan (as defined below), after the date of expiration, termination, or cancellation of the Discount Plan commitment period that is in effect on June 11, 2006.

As used in this note, "Discount Plan" means any tariff arrangement for the provision of Special Access Services other than on a month-to-month basis.

For any month for which a Special Access Service receives a credit allowance under Section 2.4.4(A)(3), that Special Access Service shall not receive a credit allowance under Section 2.4.4(A)(4).

FACILITIES FOR INTRASTATE ACCESS

2. GENERAL REGULATIONS (Cont'd)

2.4 Payment Arrangements and Credit Allowances (Cont'd)

2.4.4 Credit Allowance for FIA Interruptions (Cont'd)

(A) General (Cont'd)

- (4) For certain Special Access services, a Special Access Service Guarantee (SASG) credit allowance will apply in the event that such services experience a service interruption of four or more consecutive hours except as specified in 2.4.4(B) following. The SASG credit allowance will apply to Voice band, monthly Program Audio, Video Digital Transport Service, Digital Data Service (DDS), and High Capacity DS1 & DS3 Special Access services (collectively, Special Access Services).

If a Special Access Service is eligible for an SASG credit allowance, the Telephone Company shall provide the applicable credit amount as set forth in the table following. The Telephone Company shall bill customer the applicable monthly rate for the Special Access Service, and if customer is eligible to receive the SASG credit allowance, the customer shall receive the SASG credit in a later invoice. Except as stated in this tariff, the SASG credit allowance is in addition to any other credit allowances available under this Section 2.4.4. The maximum amount of all credit allowances available under this Section 2.4.4 for a Special Access Service for a given billing period shall not exceed the total applicable monthly charge paid by the customer for such Special Access Service. The monthly charge will consist of all applicable rate elements charged to the circuit experiencing the service interruption. The SASG credit allowance can only be applied once per month on a per circuit basis. For multi-point circuits, the SASG credit allowance will apply to each leg of the circuit that experiences a service interruption.

FACILITIES FOR INTRASTATE ACCESS

2. GENERAL REGULATIONS (Cont'd)

2.4 Payment Arrangements and Credit Allowances (Cont'd)

2.4.4 Credit Allowance for FIA Interruptions (Cont'd)

(A) General (Cont'd)

(4) (Cont'd)

The Special Access Service Guarantee (SASG) credit allowance, for each applicable service is listed below:

<u>Service</u>	<u>SASG (per circuit)</u>
Voice band	\$ 20.00
Full-time Program Audio (provided at monthly rates)	
200 – 3500 Hz	10.00
100 – 5000 Hz	15.00
50 – 8000 Hz	20.00
50 – 15000 Hz	25.00
Video Digital Transport Service (monthly, 1-year, 2-year, 3-year & 5-year plans)	100.00
Digital Data Service (DDS)	
2.4 kbps	40.00
4.8 kbps	45.00
9.6 kbps	50.00
19.2 kbps	55.00
56.0 kbps	60.00
64.0 kbps	65.00
High Capacity	
DS1	160.00
DS3	400.00

FACILITIES FOR INTRASTATE ACCESS

2. GENERAL REGULATIONS (Cont'd)

2.4 Payment Arrangements and Credit Allowances (Cont'd)

2.4.4 Credit Allowance for FIA Interruptions (Cont'd)

(A) General (Cont'd)

- (5) For Switched Access service, billed using assumed minutes of use, a credit allowance will be made for an interruption of 24 hours or more. The credit allowance will be calculated at 1/30 of the assumed minutes of use charge for each 24 hours or major fraction thereof that the interruption continues. A major fraction is considered to be 13 hours. No credit will be given where Switched Access billing is based on actual usage.
- (6) For Switched Access service interrupted by an NXX isolation, a credit will be given the billed customer of record utilizing the following formula:

$$300 \text{ Minutes of Use} \times \text{the appropriate Switched Access rate} \times \text{the number of trunks out of service} = \text{the credit allowance.}$$

NXX isolation is defined as a situation whereby a customer in an NPA-NXX is unable to originate a call to the carrier network and/or receive a call from the carrier network.

The credit will apply when an out of service condition of 30 minutes or more occurs within the Telephone Company's switched facilities. The credit allowance will not be applied more than once per calendar month. A credit allowance will not be extended in accordance with conditions in 2.1.3(H) and 2.4.4(B) for repair of Telephone Company owned facilities.

- (7) Switched Access Service entrance Facilities, Direct-Trunked Transport and Multiplexing will be eligible for a credit allowance for each occurrence of a service interruption period greater than 30 minutes. The maximum credit allowance will be \$200.00 for each out of service condition within the Telephone Company's facilities. The Credit Allowance will not exceed the monthly charge for the interrupted service and will not be applicable more than once per calendar month. This credit allowance is applicable in all jurisdictions. A credit allowance will not be extended in accordance with conditions in and 2.4.4(B) for repair of Telephone Company owned facilities.

FACILITIES FOR INTRASTATE ACCESS

2. **GENERAL REGULATIONS** (Cont'd)

2.4 Payment Arrangements and Credit Allowances (Cont'd)

2.4.4 Credit Allowance for FIA Interruptions (Cont'd)

(B) When Credit Allowance Does Not Apply

No credit allowance will be made for:

- (1) Interruptions caused by the negligence of the Customer.
- (2) Interruptions of a FIA due to the failure of equipment or systems provided by the Customer or others.
- (3) Interruptions of a FIA during any period in which the Telephone Company is not afforded access to the premises where the FIA is terminated.
- (4) Interruptions of a FIA during an agreed upon period when the Customer has released a FIA to the Telephone Company for maintenance purposes, to make rearrangements, or for the implementation of an ASR for a change in the FIA. Should the maintenance, rearrangement, or ASR implementation interruption period extend beyond the agreed upon period, credit allowance will apply.
- (5) Interruptions of a FIA which continue because of the failure of the Customer to authorize replacement of any element of Special Construction, in Section 10. The period for which no credit allowance is made begins on the seventh day after the Telephone Company's written notification to the Customer of the need for such replacement and ends on the day after receipt of the Customer's written authorization for such replacement.
- (6) Periods when the Customer elects not to release the FIA for testing and/or repair and continues to use it on an impaired basis.
- (7) Periods when the Telephone Company must temporarily interrupt an EIS, as defined in Section 17, in order to prevent damage or disruption of the Telephone Company's network due to the Customer's equipment.
- (8) An interruption or a group of interruptions, resulting from a common cause, for amounts less than one dollar.
- (9) For EIS elements specified in Section 17, no credit allowance will be made.

(C) Use of An Alternative Service Provided by the Telephone Company

Should the Customer elect to use an alternative service provided by the Telephone Company during the period that a FIA is interrupted, the Customer must pay the tariffed rates and charges for the alternative service used.

(D) Temporary Surrender of a FIA

In certain instances, the Customer may be requested to surrender a FIA for purposes other than maintenance, testing or activity relating to an ASR. If the Customer consents, or in the instance of preemption under NSEP Treatment as in Section 2.1.9, a credit allowance will be granted. The credit allowance will be determined in accordance with 2.4.4(A).

FACILITIES FOR INTRASTATE ACCESS

2. **GENERAL REGULATIONS** (Cont'd)

2.4 Payment Arrangements and Credit Allowances (Cont'd)

2.4.5 Performance Commitment Program

All refunds under the Performance Commitment Program will be provided as a credit adjustment to the Customer's bill.

(A) Performance Commitment Program - IC Desired Due Date for PIC Installation

The Telephone Company assures that the IC Desired Due Date (ICDDD) for PIC Installation, as in 6.5(D), will be provided as negotiated. The failure of the Telephone Company to meet the ICDDD will result in the refund, to the IC's end user/agent Customer, of the Nonrecurring Charge for Primary Interexchange Carrier, in 6.5(E).

2.5 Connections

2.5.1 General

Equipment and systems (i.e., terminal equipment, multiline terminating systems, and communications systems) may be connected with Switched and Special Access furnished by the Telephone Company where such connection or interconnection is made in accordance with the provisions specified in the NECA Technical Reference Publication AS No. 1 and in 2.1 preceding.

2.5.2 Standard Access Service Connections

Access services are provided by means of wire, fiber optics, radio or any other suitable technology or a combination thereof. Special Access service connections are made directly or through a Telephone Company hub where bridging or multiplexing functions are performed. These connections can either be analog or digital.

2.5.3 Expanded Interconnection Service (EIS) - Fiber Optic

Fiber Optic EIS provides a Customer with space and associated requirements such as power and environmental conditioning within or near a Telephone Company wire center or access tandem to locate certain fiber optic facilities and equipment, and an interconnection with certain Telephone Company provided facilities.

EIS will be provided subject to the regulations and rates and charges set forth in Section 17.

2.5.4 Expanded Interconnection Service (EIS) - Microwave

Microwave EIS provides a Customer with space and associated requirements such as power and environmental conditioning within a Telephone Company wire center or access tandem certain microwave facilities and equipment, and a connection to certain Telephone Company provided facilities.

Customer-provided microwave facilities, equipment and support structures may be located in, on or above the exterior walls and roof of Telephone Company wire centers or access tandems. Such interconnection must be made in accordance with the provisions specified in 2.1. These interconnections will be provided subject to the regulations and rates and charges set forth in Section 17.

FACILITIES FOR INTRASTATE ACCESS

2. GENERAL REGULATIONS (Cont'd)

2.6 Definitions

Certain terms used herein are defined as follows:

Access Area

The term "Access Area" denotes a specific calling area containing those Customers served by one or more Central Offices associated with the various Switched Access provisions offered under this tariff. The size and configuration of the Access Area a Customer obtains is dependent upon the Feature Group type and the specific characteristics of the Central Office or Access Tandem office to which the connection is made.

Access Code

The term "Access Code" applies to Switched Access Service. It denotes a uniform seven digit code dialed by an end user to access an Interexchange Carrier's facilities. The Carrier Access Code has the form 101XXXX and the Carrier Identification Code has the form 950-XXXX.

Access Group

The term "Access Group" denotes a grouping of lines or trunks used to establish a connection between switching systems. Each grouping of lines or trunks is traffic engineered as a unit with each of the individual members of the group having identical characteristics and being interchangeable with any other member of the group.

Access Minutes

The term "Access Minutes" denotes that usage of exchange facilities in intrastate or foreign service for the purpose of calculating chargeable usage. On the originating end of an intrastate or foreign call, usage is measured from the time the originating End User's call is delivered by the Telephone Company to and acknowledged as received by the Customer's facilities connected with the originating exchange. On the terminating end of an intrastate or foreign call, usage is measured from the time the call is received by the End User in the terminating exchange. Timing of usage at both originating and terminating ends of an intrastate or foreign call shall terminate when the calling or called party disconnects, whichever event is recognized first in the originating and terminating end exchanges, as applicable. For the calculation of total minutes, seconds are totaled and converted to minutes before rounding occurs. Remainder seconds greater than 29 are rounded to a minute.

Access Service Request

The term "Access Service Request" (ASR) denotes a document (i.e., order) used by the Telephone Company to process a Customer's request for Access Services as offered throughout this tariff.

Access Tandem

The term "Access Tandem" denotes a telephone company switching system that provides a traffic concentration and distribution function for interLATA area traffic originating from or terminating at an end offices in the access area.

FACILITIES FOR INTRASTATE ACCESS

2. **GENERAL REGULATIONS** (Cont'd)

2.6 Definitions (Cont'd)

Agent

The term "Agent", as used in Section 6 of this tariff, is defined as the person or entity that Frontier North Inc. and Frontier Midstates Inc. acknowledges as controlling decisions pertaining to instrument placement, subscription authority, and access or usage control of Public or Semipublic Pay Telephone Service or, that person or entity duly authorized to act in that capacity by the physical owner of the premises.

Answer/Disconnect Supervision

The term "Answer/Disconnect Supervision" denotes the transmission of the switch trunk equipment supervisory signal (off-hook or on-hook) to the CDL for terminating calls to a Telephone Company end office as an indication that the called party has answered or disconnected.

Answer Message

The term "Answer Message" denotes an SS7 message sent in the backward direction to indicate that the call has been answered.

Attempt

The term "Attempt" denotes a call in the originating direction from an end user to a CDL which is completed (answered) or not completed (not answered) and a call in the terminating direction from a CDL to a Customer which is completed (answered) or not completed (not answered).

Attenuation Distortion

The term "Attenuation Distortion" denotes the difference in loss at specified frequencies relative to the loss at 1004 Hz.

Balance (100-Type) Test Line

The term "Balance (100-Type) Test Line" denotes a standard feature of FGA, FGB, FGC, FGD, 800, 888 Access Service, BSA-A, BSA-B, BSA-C and BSA-D and refers to the end office termination provided for balance and noise testing. The termination provides off-hook supervision to the calling end, and terminates the line or trunk in a resistive and capacitive arrangement which simulates the characteristic impedance of the end office.

Basic Service Element

The term "Basic Service Element (BSE)" denotes an unbundled service option available only with Basic Serving Arrangements.

Basic Serving Arrangement

The term "Basic Serving Arrangement (BSA)" denotes a category of Switched Access Service differentiated by technical characteristics, e.g., line side versus trunk side connection at the Telephone Company's first point of switching.

BHMC

See Busy Hours Minutes of Capacity.

Bit

The term "Bit" denotes the smallest unit of information in the binary system of notation.

FACILITIES FOR INTRASTATE ACCESS

2. **GENERAL REGULATIONS** (Cont'd)

2.6 Definitions (Cont'd)

Bridging

The term "Bridging" denotes the connection of one or more circuits in parallel with another circuit without interrupting the continuity of the first circuit.

Bridging Wire Center

The term "Bridging Wire Center" denotes the telephone company designated wire center in which bridging is accomplished.

Business Day

The term "Business Day" denotes the times of day that a company is open for business. Generally, in the business community, these are 8 or 9 a.m. to 5 or 6 p.m., respectively, with an hour for lunch, Monday through Friday, resulting in a standard 40-hour work week.

Busy Hour Minutes of Capacity

The term "Busy Hour Minutes of Capacity" (BHMC) denotes the trunk group usage load consisting of the average usage load for the busy season.

Busy Season

The term "Busy Season" denotes the four consecutive weeks of the calendar year having the highest daily busiest hour traffic load based on a five day week. Normally the five-day week consists of Monday through Friday. Where weekend traffic is greater than weekday traffic, one or both weekend days may be used as a substitute for a weekday as long as a consistent five-day week is maintained for the four consecutive weeks.

Byte

The term "Byte" denotes a sequence or group of eight bits that represent one character.

Carrier Identification Code

The term "Carrier Identification Code" (CIC) denotes the uniform access code associated with a specific Interexchange Carrier.

Carrier Identification Parameter

The term "Carrier Identification Parameter" (CIP) denotes a field in the SS7 Initial Address Message (IAM) that identifies and transmits CIC information in a forward direction to an IC Customer.

C-Conditioning

The term "C-Conditioning" denotes a telephone company special treatment of the transmission path in order to control attenuation and envelope delay distortion.

C-Message Noise

The term "C-Message Noise" denotes the frequency weighted average noise within an idle voice circuit. The frequency weighting, called C-Message, is used to simulate the frequency characteristic of the 500-type telephone set and the hearing of the average subscriber.

C-Notched Noise

The term "C-Notched Noise" denotes the frequency weighted noise on a voice circuit with a holding tone, which is removed at the measuring end through a notch (very narrow band) filter.

FACILITIES FOR INTRASTATE ACCESS

2. GENERAL REGULATIONS (Cont'd)

2.6 Definitions (Cont'd)

CCS

The term "CCS" denotes a hundred call-seconds which is a standard unit of traffic load that is equal to 100 seconds of usage or capacity of a group of lines or trunks.

Call

The term "Call" denotes a communication including an off-hook signal and routing information initiated at the originating location and completed to a terminating location.

Carrier Identification Code

The term "Carrier Identification Code" (CIC) denotes the uniform access code associated with a specific interexchange carrier.

Cellular Mobile Carrier (CMC)

The term "Cellular Mobile Carrier (CMC)" denotes a Common Carrier authorized by the Federal Communications Commission to provide cellular mobile radio telecommunications services.

Central Office

The term "Central Office" denotes a telephone company local switching system where telephone company local service subscriber station loops are terminated for purposes of interconnection to each other and to trunks.

Central Office Loop Around Test Line

The term "Central Office Loop Around Test Line" denotes equipment in the Telephone Company's end office which provides a means for making two-way transmission tests for Switched Access services. These transmission tests are normally for the measurement of level and noise tests. This arrangement has two terminations, each reached by means of a separate seven digit number.

Central Office Prefix

The term "Central Office Prefix" denotes the first three digits (NXX) of the telephone number assigned to a telephone company subscriber's local service.

Centralized Automatic Reporting on Trunks (CAROT) Testing

The term "Centralized Automatic Reporting on Trunks (CAROT) Testing" denotes a type of testing which includes the capacity for measuring the 1000-Hz loss, C-Message-Weighted noise, C-Notched noise, loss slope, and the provision of a balance termination.

Channelize

The term "Channelize" denotes the process of multiplexing demultiplexing circuits using analog or digital techniques.

FACILITIES FOR INTRASTATE ACCESS

2. GENERAL REGULATIONS (Cont'd)

2.6 Definitions (Cont'd)

Circuit

The term "Circuit" denotes an electrical or photonic, in the case of fiber optic based transmission systems, communications path between two or more points of termination.

Circuit Code

The term "Circuit Code" denotes the service class routing of an SS7 call that indicates the interexchange carrier trunk group to which the traffic will be routed (e.g., 0+, 0-, 500, 900, etc.).

Committed Information Rate (CIR)

The term "Committed Information Rate (CIR)" denotes the maximum information rate at which Customer traffic will be admitted to the Frame Relay network without being designated eligible for discard.

Common Channel Signaling System 7 Network (CCS7)

The term (Common Channel Signaling System 7 Network (CCS7)" denotes a dedicated out-of-band signaling network which utilizes Signaling System 7 (SS7) protocol to provide call handling and data base access services.

Common Line

The term "Common Line" denotes a line, trunk, coin line or other facility provided under the Telephone Company General and/or Local Tariffs, terminated on a Central Office switch. A Common Line - Residence is a line or trunk provided under the residence regulations of the Telephone Company General and/or Local Tariffs. A Common Line - Business is a line provided under the business regulations of the Telephone Company General and/or Local Tariffs. A coin line is a line provided under the public and/or semi-public service regulations of the Telephone Company General and/or Local Tariffs.

Communications System

The term "Communications System" denotes circuits and other facilities which are capable of communications between terminal equipment provided by other than the Telephone Company or Telephone Company stations.

Confirmed ASR

The term "Confirmed ASR" denotes an Customer's ASR for a) Switched Access FIA which the Telephone Company has processed with the Engineering Department to confirm for the Customer and the Telephone Company the availability of facilities and/or equipment and b) Special Access FIA for which the Telephone Company confirms to the Customer that the established due date can be met. The date the ASR is confirmed, the standard service date interval commences.

Confirming Design Layout Report Date

The term "Confirming Design Layout Report (CDLR) Date" identifies the date that the Telephone Company is scheduled to receive confirmation that the Design Layout Report provided by the Telephone Company for a confirmed ASR is acceptable.

FACILITIES FOR INTRASTATE ACCESS

2. GENERAL REGULATIONS (Cont'd)

2.6 Definitions (Cont'd)

Conventional Signaling

The term "Conventional Signaling" denotes the inter-machine signaling system which has been traditionally used in North America for the purpose of transmitting the called number's address digits from the originating end office to the switching machine which will terminate the call. In this system, all of the dialed digits are received by the originating switching machine, a path is selected, and the sequence of supervisory signals and outpulsed digits is initiated. No overlap outpulsing, ten-digit ANI, ANI information digits, or acknowledgement wink are included in this signaling sequence.

Customer

The term "Customer" denotes any individual, partnership, association, joint stock company, trust, corporation, or governmental entity or any other entity which subscribes to the services offered under this tariff.

Customer Designated Location

The term "Customer Designated Location" (CDL) denotes a location specified by the Customer for the purpose of terminating FIA services. The Telephone Company must have access to the location to perform installation, testing, and maintenance functions. The Customer may or may not have access to the location. CDLs include locations such as Customer premises, end user premises, Customer repeater stations, Customer microwave towers, a Telephone Company's first point of switching, some other point where Telephone Company testing can occur, etc. A CDL may be designated by the Customer for Switched Access, Special Access, or both in combination. Customer transmission facilities and equipment may be terminated in Telephone Company wire centers or access tandems under EIS arrangements, as defined in Section 17. Telephone Company Switched and Special Access Services may be interconnected to such Customer equipment using Cross Connect arrangements as described in Section 4.5.3 and Section 5.1.1(D), respectively.

D-Conditioning

The term "D-Conditioning" denotes a Telephone Company special treatment of the transmission path in order to control C-notched noise and intermodulation distortion.

Daily Busiest Hour

The term "Daily Busiest Hour" denotes the highest usage hour for each day with the reading taken on the clock hour or half hour. The clock hour or half hour selection varies from day to day, depending upon the usage measured. The Daily Busiest Hour is also known as the Bouncing Busy Hour.

Data Transmission (107-Type) Test Line

The term "Data Transmission (107-Type) Test Line" denotes an arrangement which provides for the connection to a signal source which provides test signals for one-way testing of data and voice transmission parameters.

FACILITIES FOR INTRASTATE ACCESS

2. GENERAL REGULATIONS (Cont'd)

2.6 Definitions (Cont'd)

Dual Tone Multifrequency Address Signaling

The term "Dual Tone Multifrequency (DTMF) Address Signaling" denotes a type of signaling that is an optional feature of FGA and BSA-A. It may be utilized when FGA or BSA-A is being used in the terminating direction. An office arranged for signaling would expect to receive address signals from the IC in the form of DTMF format.

Echo Path Loss

The term "Echo Path Loss" denotes the measure of reflected signal at a four-wire interface without regard to the send and receive Transmission Level Point (TLP).

Echo Return Loss

The term "Echo Return Loss" denotes a frequency weighted measure of return loss over the middle of the voiceband (approximately 500 to 2500 Hz) where talker echo is most annoying.

End Office Switch

The term "End Office Switch" denotes a Telephone Company local switching system located in a Wire Center where Telephone Company local service subscriber station loops are terminated for purposes of originating and terminating traffic to or from a Customer.

End User

The term "End User" means any Customer of an intrastate or foreign telecommunications service that is not a carrier, except that a carrier, other than the Telephone Company, shall be deemed to be an "end user" to the extent that such carrier uses a telecommunications service for administrative purposes, and a person or entity that offers telecommunications services exclusively as a reseller shall be deemed to be an "end user" if all resale transmissions offered by such reseller originate on the premises of such reseller (e.g., hotels, motels, and shared tenant services).

Engineering Review

The term "Engineering Review" denotes the examination of an ASR with a Customer-requested change to determine if a design change is required. It includes, but is not limited to, the review and possible change requirements in equipment, interfaces, circuit configurations, engineering records, and billing.

Entry Switch

See First Point of Switching.

FACILITIES FOR INTRASTATE ACCESS

2. GENERAL REGULATIONS (Cont'd)

2.6 Definitions (Cont'd)

Excess Capacity

The term "Excess Capacity" denotes a quantity of FIA requested by the Customer which is greater than that which the Telephone Company would construct to fulfill the Customer's ASR.

Exchange

The term "Exchange" denotes a unit generally smaller than a Local Access and Transport Area (LATA), established by the Telephone Company for the administration of communications service in a specified area which usually embraces a city, town or village and its environs. It consists of one or more central offices together with the associated facilities used in furnishing communications service within that area. One or more designated exchanges comprise a given LATA.

Exchange Access Signaling

The term "Exchange Access Signaling" denotes the signaling system which is used, by equal access end offices, to transmit originating information and address digits to the Customer's premises and includes the means of verifying the receipt of these address digits. Features of this system include overlap outpulsing (in suitably equipped end offices), identification of the type of call, identification of the ten-digit telephone number of the calling party, and acknowledgement wink supervisory signals.

Existing Suitable Space

The term "Existing Suitable Space" denotes a space in which ac/dc power, heat and air conditioning, battery and generator back-up power, and other requirements necessary for provision of wire center or access tandem equipment currently exists.

Exit Message

The term "Exit Message" denotes an SS7 message sent to an end office by the Telephone Company tandem switch to mark the connect time when the Telephone Company's tandem switch sends an Initial Address Message to a Customer.

Extended Area Service

The term "Extended Area Service" (EAS) denotes an arrangement whereby a Customer in one exchange can call a local number in another exchange that is part of the extended area without paying a toll charge.

Facility

The term "facility" denotes generically the various transmission media used for the transmission of telecommunication services. This includes, but is not limited to, cable (copper pair, coaxial and fiber optic) and microwave radio equipment.

Firm Order Confirmation Date

The term "Firm Order Confirmation (FOC) Date" denotes the date that the Telephone Company will provide the schedule of dates for the provisioning activities associated with the Customer's request for service.

FACILITIES FOR INTRASTATE ACCESS

2. GENERAL REGULATIONS (Cont'd)

2.6 Definitions (Cont'd)

First Point of Switching

The term "First Point of Switching" denotes the first telephone company location at which switching occurs on the terminating path of a call proceeding from the CDL to the terminating end office or the last telephone company location at which switching occurs on the originating path of a call proceeding from the originating end office to the CDL.

Flexible Automatic Number Identification (FLEX ANI)

The term "Flexible Automatic Number Identification" denotes an optional feature or Basic Service Element that provides additional values for the information indicator digits available with the ANI feature on originating calls. These additional digits identify the type of line that is originating the call for billing, screening and routing purposes.

Four-Wire to Two-Wire Conversion

The term "Four-Wire to Two-Wire Conversion" denotes an arrangement which converts a four-wire transmission path to a two-wire transmission path to allow a four-wire facility to terminate in a two-wire entity such as a central office switch trunk circuit or switching system.

Ground Start Supervisory Signaling

The term "Ground Start Supervisory Signaling" denotes a type of signaling which provides for the application of ground on the tip side of the point of termination (assuming no signaling conversion has been provided by the Telephone Company) as an initial seizure signal before the application of ringing in the originating direction (towards the Customer from the end office).

Immediately Available Funds

The term "Immediately Available Funds" denotes a corporate or personal check drawn on a bank account and funds which are available for use by the receiving party on the same day on which they are received and include U.S. Federal Reserve Bank Wire Transfers, U.S. Federal Reserve Notes (paper cash), U.S. Coins, U.S. Postal Money Orders and New York Certificates of Deposit.

Individual Case Basis

The term "Individual Case Basis" denotes a condition where the regulations, if applicable, rates and charges for an offering under the provisions of this tariff are developed based on the circumstances in each case.

Information Service Provider

The term "Information Service Provider" denotes one who offers a capability for generating, acquiring, storing, transforming, processing, retrieving, utilizing, or making available information which may be conveyed via telecommunications, except that such service does not include (1) any use of any such capability for the management, control, or operation of a telecommunications system or the management of a telecommunications service, or (2) the provision of time, weather, and such other similar audio services that are offered by the Telephone Company.

FACILITIES FOR INTRASTATE ACCESS

2. **GENERAL REGULATIONS** (Cont'd)

2.6 Definitions (Cont'd)

Initial Address Message (IAM)

The term "Initial Address Message (IAM)" denotes an SS7 message sent in the forward direction to initiate trunk set up with the busying of an outgoing trunk which carries the information about that trunk along with other information relating to the routing and handling of the call to the next switch.

Installed Cost

The term "Installed Cost" denotes the total investment (estimated or actual) by the Telephone Company to provide facilities for the offered services.

Interconnection

The term "Interconnection" denotes the termination of a Customer's basic transmission facilities, including optical terminating equipment and multiplexers at or near the Telephone Company wire center or access tandem. Interconnection is provided as physical or virtual.

Interconnection Point

The term "Interconnection Point" denotes physical EIS arrangements as the point where the Customer-owned cable facilities connect to the Telephone Company termination equipment. The interconnection point for virtual EIS arrangements is the demarcation between ownership of the cable facilities.

Interexchange Carrier (IC) or Interexchange Common Carrier

The terms "Interexchange Carrier" (IC) or "Interexchange Common Carrier" denote any individual, partnership, association, joint stock company, trust, governmental entity or corporation engaged for hire in intrastate or foreign communication by wire or radio, between two or more LATAs.

Intermodulation Distortion

The term "Intermodulation Distortion" denotes a measure of the nonlinearity of a circuit. It is measured using four tones, and evaluating the ratios (in dBs) of the transmitted composite four-tone signal power to the second-order products of the tones (R2), and the third-order products of the tones (R3).

Interstate Communications

The term "Interstate Communications" denotes both interstate and foreign communications.

Intrastate Communications

The term "Intrastate Communications" denotes any communications within a state subject to oversight by a state regulatory commission as provided by the laws of the state involved.

Line

The term "Line" denotes a communications path connecting an end office switch with an end user's premises or a CDL for the provision for FGA or BSA-A.

Line Group

The term "Line Group" denotes a grouping of lines which are traffic engineered as a unit for the establishment of connections between end office switches and Customers in which all of the communications paths are interchangeable.

FACILITIES FOR INTRASTATE ACCESS

2. **GENERAL REGULATIONS** (Cont'd)

2.6 Definitions (Cont'd)

Line Side Connection

The term "Line Side Connection" denotes a connection of a transmission path to the line side of an end office system.

Local Access and Transport Area

The term "Local Access and Transport Area" (LATA) denotes a geographic area for the provision and administration of communications service. It encompasses designated Access Areas which are grouped to serve common social, economic, and other purposes.

Local Tandem Switch

The term "Local Tandem Switch" denotes a Telephone Company local operating unit by means of which local or access telephonic communication is switched to and from an End office switch.

Maximum Burst Rate (Be)

The term "Maximum Burst Rate (Be)" denotes the maximum information rate at which Customer traffic will be admitted to the Frame Relay network. Traffic rates in excess of Be will be automatically discarded on ingress to the network.

Maximum Termination Liability

The term "Maximum Termination Liability" (MTL) denotes the maximum amount of money for which the Customer is liable in the event all FIA ordered in a Special Construction case are discontinued before a specified period of time.

Maximum Termination Liability Period

The term "Maximum Termination Liability Period" denotes the length of time the Customer is liable for a termination charge in the event specially constructed FIA are terminated. The MTL period is equal to the average account life of the FIA provided.

Mid Link

The term "Mid Link" denotes the Special Transport facilities between Hub Wire Centers where the circuit is bridged and/or where switching devices such as a loop transfer arrangement are located.

Milliwatt (102 Type) Test Line

The term "Milliwatt (102-Type) Test Line" denotes an arrangement in an end office which provides a 1004-Hz tone at 0 dBm0 for one-way transmission measurements towards the CDL from the Telephone Company end office.

Mobile Telephone Switching Office (MTSO)

The term "Mobile Telephone Switching Office (MTSO)" denotes a Cellular Mobile Carrier (CMC) switching facility that is used to originate or terminate calls on the CMC network, or originate or terminate calls between the CMC and the public switched telephone network.

FACILITIES FOR INTRASTATE ACCESS

2. GENERAL REGULATIONS (Cont'd)

2.6 Definitions (Cont'd)

Multicarrier Access Area

The term "Multicarrier Access Area" denotes an EAS for FGA and BSA-A or an area for FGB and BSA-B where FIA services are provided by more than one telephone company in which a Customer obtains access to an entire EAS or FGB or BSA-B area by obtaining an FGA or BSA-A, or FGB or BSA-B access tandem arrangement that connects its switch with the First Point of Switching of the Primary Exchange Carrier.

National Security Emergency Preparedness (NSEP) Services

The term "National Security Emergency Preparedness (NSEP) Services" denotes telecommunications services which are used to maintain a state of readiness or to respond to and manage any event or crisis (local, national or international), which causes or could cause injury or harm to the population, damage to or loss of property, or degrades or threatens the NSEP posture of the United States.

Net Salvage

The term "Net Salvage" denotes the estimated scrap, sale, or trade-in value, less the estimated cost of removal. Cost of removal includes the costs of demolishing, tearing down, removing, or otherwise disposing of the material and any other applicable costs. Because the cost of removal may exceed salvage, facilities may have negative net salvage.

Network Channel Interface Code

The "Network Channel Interface" code (NCI) is an ordering code that provides an indication of the generic channel type. The NCI code provides the technical characteristics of the interface and describes the physical and electrical characteristics of the special access interface to the CDLs. A complete description and listing of these interface codes is specified in Section 6103 of the Technical Interface Reference Manual.

Nonrecoverable Cost

The term "Nonrecoverable Cost" denotes the cost of the specially constructed facilities for which the Telephone Company has no foreseeable use should the Customer terminate service.

Non-Overlap Outpulsing

The term "Non-Overlap Outpulsing" is the feature of the exchange access signaling system which provides initiation of pulsing to the Customer's premises after the calling subscriber has completed dialing an originating call.

FACILITIES FOR INTRASTATE ACCESS

2. GENERAL REGULATIONS (Cont'd)

2.6 Definitions (Cont'd)

Nonsynchronous Test Line

The term "Nonsynchronous Test Line" denotes an arrangement in step-by-step end offices which provides operational tests which are not as complete as those provided by the synchronous test lines, but which can be made more rapidly.

North American Numbering Plan

The term "North American Numbering Plan" denotes a three-digit area or Numbering Plan Area (NPA) code and a seven-digit telephone number made up of a three-digit central office code (NXX) plus a four-digit station number (XXXX).

NSEP Treatment

The term "NSEP Treatment" denotes the provisioning of a telecommunications service before others based on the provisioning priority level assigned by the Executive Office of the President.

Off-Hook

The term "Off-Hook" denotes the active condition of Switched Access or a Telephone Company local service line.

On-Hook

The term "On-Hook" denotes the idle condition of Switched Access or a Telephone Company local service line.

Open Circuit Test Line

The term "Open Circuit Test Line" denotes an arrangement in an end office which provides an ac open circuit termination of the trunk or line by means of an inductor of several Henries.

Operator Services Provider

The term "Operator Services Provider" denotes the interstate or intrastate provider of operator services to which an end user placing an operator assisted call is connected.

Operator Services System

The switching equipment, facilities, operator positions and software components utilized for the provision or operator services.

FACILITIES FOR INTRASTATE ACCESS

2. **GENERAL REGULATIONS** (Cont'd)

2.6 Definitions (Cont'd)

Operator Services Switching Location (OSSL)

A Telephone Company office where Telephone Company equipment processes Operator Services calls to or from a Customer designated location in the same LATA.

Order Interval

The term "Order Interval" denotes the interval between the Scheduled Issue Date and the Service Date.

Originating Direction

The term "Originating Direction" denotes the use of Switched Access for the origination of calls from an end user to a CDL.

Overlap Outpulsing

The term "Overlap Outpulsing" is the feature of the exchange access signaling system which permits initiation of pulsing to the Customer's premises before the calling subscriber has completed dialing an originating call.

OZZ Code

The term "OZZ Code" denotes the service class routing code of a multifrequency (MF) call that indicates the interexchange carrier trunk group to which the traffic will be routed (e.g., 0+, 0-, 500, 900, etc.).

Permanent Virtual Circuit (PVC)

The term "Permanent Virtual Circuit (PVC)" denotes a logical channel, defined in software, that establishes a path from one Customer port to another.

Physical EIS

The term "Physical EIS" denotes an offering that enables Customers to place equipment needed to terminate basic transmission facilities, including optical terminating equipment and multiplexers, within or upon the Telephone Company's wire center or Telephone Company access tandem buildings, use such equipment to connect Customer's fiber optic systems or microwave radio transmission facilities (where reasonably feasible) with the local exchange carrier's equipment and facilities used to provide interstate switched and special access services.

Plant Test Date

The term "Plant Test Date" denotes the date on which installation is completed and the Telephone Company to Customer testing can begin.

Point of Termination

The term "Point of Termination" denotes the point of demarcation at a CDL or end user premises at which the Telephone Company's responsibility for the provision of FIA Service ends.

Premises

The term "Premises" denotes a building or buildings on continuous property (except Railroad Right-of-Way, etc.) not separated by a public highway.

Preservice Testing

The term "Preservice Testing" denotes tests performed on a FIA to assure standard transmission performance/parameters meet specifications prior to acceptance testing.

FACILITIES FOR INTRASTATE ACCESS

2. GENERAL REGULATIONS (Cont'd)

2.6 Definitions (Cont'd)

Primary Exchange Carrier

The term "Primary Exchange Carrier" (PEC) denotes the telephone company in whose exchange a Customer's first point of switching (i.e., dial tone for FGA or BSA-A, an access tandem for FGB or BSA-B) is located.

Public Pay Telephone

The term "Public Pay Telephone" denotes a switched coin line provided under the Public Telephone Service regulations of the Telephone Company General and/or Local Tariffs.

Recoverable Cost

The term "Recoverable Cost" denotes the cost of the specially constructed facilities for which the Telephone Company has a foreseeable reuse, either in place or elsewhere should the Customer terminate service.

Registered Equipment

The term "Registered Equipment" denotes the Customer's terminal equipment which complies with or has been approved within the Registration Provisions of Part 68 of the FCC Rules and Regulations.

Release Message

The term "Release Message" denotes an SS7 message sent in either direction to indicate that a specific circuit is being released.

Route Mileage

The term "Route Mileage" denotes the actual Telephone Company provided facility mileage of a transmission circuit.

Scheduled Issue Date

The term "Scheduled Issue Date" denotes the date the Telephone Company is scheduled to issue the confirmed ASR to all associated work groups.

Secondary Exchange Carrier

The term "Secondary Exchange Carrier" (SEC) denotes the telephone company in whose exchange a Customer does not subscribe to FGA or BSA-A, or FGB or BSA-B service, but from whose exchange the Customer's end users can call the interexchange switch or CDL of an IC in the primary exchange of another telephone company on a toll-free basis.

FACILITIES FOR INTRASTATE ACCESS

2. GENERAL REGULATIONS (Cont'd)

2.6 Definitions (Cont'd)

Semi-Public Pay Telephone

The term "Semi-Public Pay Telephone" denotes a switched coin line provided under the Semi-Public Telephone Service regulations of the Telephone Company General and/or Local Tariffs.

Service Date

The term "Service Date" denotes the date that the FIA is to be placed in service. A confirmed ASR is required to establish a service date.

Serving Wire Center

The term "Serving Wire Center" denotes the wire center from which the Customer designated location would normally obtain dial tone from the Telephone Company. The "Serving Wire Center" is designated by the Telephone Company based upon the location being served.

Seven-Digit Manual Test Line

The term "Seven-Digit Manual Test Line" denotes a set of optional features for all Switched Access which allows the Customer to select balance, milliwatt, and synchronous test lines of FGA and BSA-A, by manually dialing a seven-digit number over the associated Switched Access.

Short Circuit Test Line

The term "Short Circuit Test Line" denotes the end office circuit which provides an ac short circuit termination of the trunk or line by means of a capacitor of at least 4 microfarads.

Signaling System 7 (SS7)

The term "Signaling System 7 (SS7)" denotes the layered protocol used for standardized common channel signaling in the United States.

Signal Transfer Point (STP)

The term "Signal Transfer Point (STP)" denotes a packet switch which provides access to the Telephone Company's SS7 network and performs SS7 message signal routing and screening.

Synchronous Test Line

The term "Synchronous Test Line" denotes an arrangement of an end office which performs marginal operational tests of supervisory and ring-tripping functions.

Telecommunications Service Priority (TSP) System

The term "Telecommunications Service Priority (TSP) System" refers to the regulatory, administrative and operational system authorizing and providing for priority treatment (i.e., the provisioning and restoration) or NSEP Services.

FACILITIES FOR INTRASTATE ACCESS

2. GENERAL REGULATIONS (Cont'd)

2.6 Definitions (Cont'd)

Temporary Facilities

The term "Temporary Facilities" denotes facilities used to provide FIA to a Customer for less than the minimum service period or less than one month, whichever is longer, or to provide FIA while permanent facilities are being constructed.

Terminating Direction

The term "Terminating Direction" denotes the use of the Switched Access for the completion of calls from a CDL to an end user.

Trunk

The term "Trunk" denotes a communications path connecting two switching systems in a network, used in an end-to-end connection.

Trunk Group

The term "Trunk Group" denotes a grouping of trunks which are traffic engineered as a unit for the establishment of connections between switching systems in which all of the communications paths are interchangeable.

Trunk Side Connection

The term "Trunk Side Connection" denotes the connection of a transmission path to the trunk side of an end office switch.

V & H Coordinates Method

The term "V & H Coordinates Method" denotes a method of computing airline miles between two points by utilizing an established formula which is based on the Vertical (V) and Horizontal (H) coordinates of the two points.

Virtual EIS

The term "Virtual EIS" denotes an offering that enables Customers to designate or specify equipment needed to terminate basic transmission facilities, including optical terminating equipment and multiplexers, to be located within or upon Telephone Company's wire center or access tandem buildings, and dedicated to such Customers use.

FACILITIES FOR INTRASTATE ACCESS

2. GENERAL REGULATIONS (Cont'd)

2.6 Definitions (Cont'd)

WATS Serving Office

The term "WATS Serving Office" denotes a telephone company designated serving wire center where switching, screening and/or recording functions are performed in connection with a Special Access Line used with a Switching Interface as in 4.2.5(V).*

Wire Center

The term "Wire Center" denotes a location in which one or more end office switches, and cross connection equipment used for the provision of Telephone Company telecommunications services, are located.

Wire Center Area

The term "Wire Center Area" denotes the geographic area served by a Wire Center through the use of central office switching equipment, cross connection equipment, and subscriber loops.

* The use of the terms WATS or WATS-type throughout this tariff is primarily for ordering purposes and is not intended to restrict the use of the Customer services when ordering Special Access and Switched Access in combination.

FACILITIES FOR INTRASTATE ACCESS

2. GENERAL REGULATIONS (Cont'd)

2.7 FIA Services Provided By More Than One Telephone Company

2.7.1 General

When Switched Transport or Special Transport service is provided by more than one telephone company, the telephone companies involved will mutually agree upon one of the billing methods based upon the type of access service and the interconnection arrangements between the telephone companies.

The Telephone Company will notify the Customer which billing method will be used. The Customer will place the ASR as in 3.3.

2.7.2 Single Company Billing:

The Single Company Billing method may be applied to FGA and BSA-A Switched Access service.

The telephone company receiving the ASR from the Customer, as specified in 3.3.1(A)(1), will arrange to provide the service, determine the applicable charges and bill the Customer for the entire service in accordance with its Access Tariff. The airline mileage is determined using the V&H method in the Exchange Carrier Association (NECA) Tariff FCC No. 4.

2.7.3 Meet Point Billing:

Meet Point Billing is required when an access service is provided by multiple Telephone Companies* for FGB, FGC, FGD, BSA-B, BSA-C and BSA-D Switched Access Services and Special Access. It is optional for FGA and BSA-A Switched Access Services.

There are two Meet Point Billing Options--Single Bill and Multiple Bill. The Telephone Company must notify the Customer of:

- the Meet Point Billing Option that will be used,
- the Telephone Company(s) that will render the bill(s),
- the Telephone Company(s) to whom payment(s) should be remitted, and
- the Telephone Company(s) that will provide the bill inquiry function.

The Telephone Company shall provide such notification at the time that an ASR is placed requesting access service. Additionally, the Telephone Company shall provide this notice in writing 30 days in advance of any change.

* Meet Point Billing option guidelines, as contained in the MECAB document, may also be applied to FIA services provided by one exchange carrier in two or more states within a single LATA.

FACILITIES FOR INTRASTATE ACCESS

2. GENERAL REGULATIONS (Cont'd)

2.7 FIA Services Provided By More Than One Telephone Company (Cont'd)

2.7.3 Meet Point Billing (Cont'd)

(A) Single Bill Option

The Single Bill Option allows the Customer to receive one bill from one telephone company or its billing agent for access services.

The Telephone Company(s) that renders the bill to the Customer may provide to the Customer, cross references to the other Telephone Company(s) service and/or the common circuit identifiers based upon industry standards as contained in the MECAB document. Should a billing dispute arise, the terms and conditions of the Billing Company(s) will apply.

For Usage rated access services the access minutes of use will be compiled by the Initial Billing Company and used by the Initial Billing Company and any subsequent Billing Company(s) for the development of access charges.

- The Initial Billing Company for FGB, FGC, FGD, BSA-B, BSA-C and BSA-D Switched Access services is normally the end user's serving office and for WATS usage the Initial Billing Company is normally the WATS serving office. When the Initial Billing Company is other than the normally designated Telephone Company, the Telephone Company will notify the Customer.
- The Subsequent Billing Company(s) is any Telephone Company(s) in whose territory a segment of the Switched Transport Facility is provided and/ or where the CDL is located.

The Single Bill option provides three billing alternatives, Single Bill/ Single Tariff, Single Bill/Pass-Through Billing and Single Bill/Multiple Tariff which are described following:

FACILITIES FOR INTRASTATE ACCESS

2. GENERAL REGULATIONS (Cont'd)

2.7 FIA Services Provided By More Than One Telephone Company (Cont'd)

2.7.3 Meet Point Billing (Cont'd)

(A) Single Bill Option (Cont'd)

(1) Single Bill/Single Tariff

Each Telephone Company will receive an ASR or a copy of the ASR from the Customer as specified in 3.3(A)(2) and arrange to provide the service.

The Initial Billing Company will:

- determine the applicable charges and bill in accordance with its tariff;
- include all recurring and nonrecurring rates and charges of its tariff; and
- forward the bill to the Customer.

The Customer will remit the payment to the Initial Billing Company.

(2) Single Bill/Pass-Through Billing

Each Telephone Company will receive an ASR or a copy of the ASR from the Customer as specified in 3.3(A)(2) and arrange to provide the service.

Each Telephone Company will:

- determine its portion of Switched Transport and/or Special Transport as in 2.7(3)(A)(2);
- determine the applicable charges and bill in accordance with its tariff;
- include all recurring and nonrecurring rates and charges of its tariff; and
- forward the bill to the Initial Billing Company for meet point billed access services.

FACILITIES FOR INTRASTATE ACCESS

2. GENERAL REGULATIONS (Cont'd)

2.7 FIA Services Provided By More Than One Telephone Company (Cont'd)

2.7.3 Meet Point Billing (Cont'd)

(A) Single Bill Option (Cont'd)

(2) Single Bill/Pass-Through Billing (Cont'd)

The Initial Billing Company will:

- apply usage data, when needed, to the bill and calculate the charges;
- identify each involved Telephone Company's charges separately on the bill;
- combine all the bills of the involved Telephone Companies of a meet point billed access service into one access bill;
- forward the bill to the Customer; and
- advise the Customer how to remit the payment, either directly to each Telephone Company involved in the provision of this meet point billed service; or, as a single payment made to the Initial Billing Company. If payments are to be sent directly to the Initial Billing Company, the Subsequent Billing Company(s) will provide the Customer with written authorization for the payment arrangement.

(3) Single Bill/Multiple Tariff

Each Telephone Company will receive an ASR or a copy of the ASR from the Customer as specified in 3.3(A)(2) and arrange to provide the service.

The Initial Billing Company will:

- determine each Telephone Company's portion of switched transport and/or special transport as in this tariff;
- determine the applicable charges and bill in accordance with each Telephone Company's tariff;
- include all recurring and nonrecurring charges for each involved Telephone Company;
- identify each Telephone Company's charges separately on the bill;
- forward the bill to the Customer; and
- advise the Customer how to remit the payment, either directly to each Telephone Company involved in the provision of this meet point billed service; or, as a single payment made to the Initial Billing Company. If payments are to be sent directly to the Initial Billing Company, the Subsequent Billing Company(s) will provide the Customer with written authorization for the payment arrangement.

FACILITIES FOR INTRASTATE ACCESS

2. GENERAL REGULATIONS (Cont'd)

2.7 FIA Services Provided By More Than One Telephone Company (Cont'd)

2.7.3 Meet Point Billing (Cont'd)

(B) Multiple Bill Option

The Multiple Bill Option allows all Telephone Companies providing service to bill the Customer for their portion of a jointly provided access service.

Each Telephone Company will:

- determine its portion of the Switched Transport and/or Special Transport as in this tariff;
- determine the applicable charges and bill in accordance with its tariff;
- include all recurring and nonrecurring rates and charges of its tariff; and
- forward the bill to the Customer.

The Customer will remit the payments directly to each Telephone Company.

(C) Meet Point Billing Mileage Calculation

Each Telephone Company's portion of the Switched Transport and/or Special Transport mileage will be determined as follows:

- (1) For Switched Access Tandem-Switched Transport Services, determine the appropriate Tandem-Switched Transport - Facility total miles by computing the number of miles from the access tandem to the serving wire center in the Access Area (i.e., end user serving wire center, or WATS Serving Office), using the V&H method as set forth in the NECA Tariff FCC No. 4. For Special Access Services, and Switched Access Direct-Trunked Transport determine the appropriate Special Transport or Direct-Trunked Transport total miles by computing the number of miles between the serving wire centers involved (i.e., CDL serving wire center, Hub Wire Center, WATS Serving Office, end office, or access tandem) using the V&H method as set forth in the NECA Tariff FCC No. 4. Where the calculated miles include a fraction, the value is rounded up to the next full mile.
- (2) Determine the billing percentage (BP), as described in the NECA Tariff FCC No. 4. This represents the portion of the service provided by each telephone company.

FACILITIES FOR INTRASTATE ACCESS

2. GENERAL REGULATIONS (Cont'd)

(T)

2.7 FIA Services Provided By More Than One Telephone Company (Cont'd)

2.7.3 Meet Point Billing (Cont'd)

(C) Meet Point Billing Mileage Calculation (Cont'd)

(3) Switched Access Examples

Example 1: Originating Switched Access

- Feature Group D Switched Access is ordered to End Office.
- Originating End Office and Access Tandem are in the operating territory of a Telephone Company (TC-A).
- Customer Designated Premises is in the operating territory of a Telephone Company (TC-B)
- Assumptions:
 - TC-A Direct Trunk Transport BP = 40%
 - TC-B Direct Trunk Transport BP = 60%
 - Direct Trunked Transport mileage = 26 mi.
 - Tandem Switched Transport mileage = 23 mi.
- Telephone Company A charges are:
 - End Office charges = 9,000 min. x EO rate
 - Tandem Switched Transport Facility charge = 9,000 min. x 23 mi. x TSF rate
 - Tandem Switched Transport Termination charge = 2 terminations x 9,000 min. x TST rate
 - Tandem Switching Rate = 9,000 min. x TS rate
 - Direct Trunked Facility charge = 26 mi. x DTF rate x 40%
 - Direct Trunked Termination charge = 1 termination x DTT rate
 - Shared Multiplexing charge = 9,000 min. x SM rate

Example 2: Terminating Switched Access – Tandem 3rd Party

- Feature Group D Switched Access is ordered to End Office.
- Terminating Access Tandem is owned by Frontier Telephone ILEC Companies (TC-A) and End Office is owned by a non-Frontier Telephone Company (TC-B).
- Assumptions:
 - *TC-A Direct Trunk Transport BP = 40%
 - *TC-B Direct Trunk Transport BP = 60%
 - Direct Trunk Transport mileage = 26 mi.
 - TC-A Tandem Switched Transport BP = 20%
 - TC-B Tandem Switched Transport BP = 80%
 - Tandem Switched Transport mileage = 23 mi.

(T)

FACILITIES FOR INTRASTATE ACCESS

2. GENERAL REGULATIONS (Cont'd)

2.7 FIA Services Provided By More Than One Telephone Company (Cont'd)

(T)

2.7.3 Meet Point Billing (Cont'd)

(C) Meet Point Billing Mileage Calculation (Cont'd)

(3) Switched Access Examples (Cont'd)

- Assumptions:
- Telephone Company A charges are:
 - Tandem Switched Transport Facility-3rd Party charge = 9,000 min. x 23 mi. x TSF-3rd Party rate x 20%
 - Tandem Switched Transport Termination -3rd Party charge = 1 termination x 9,000 min. x TST - 3rd Party rate
 - Tandem Switching-3rd Party Rate = 9,000 min. x TS-3rd Party rate
 - Direct Trunked Facility charge
 - 2A = 26 miles. x DTF rate x 40%
 - 2B = 26 miles x DTF rate
 - Direct Trunked Termination charge
 - 2A = 1 termination x DTT rate
 - 2B = 2 termination x DTT rate
 - Shared Multiplexing 3rd Party Charge = 9,000 min. x SM-3rd Party rate

Example 3: Terminating Switched Access – Tandem End Office

- Feature Group D Switched Access is ordered to End Office.
- Terminating End Office and Access Tandem are both owned by Frontier Telephone ILEC Companies (TC-A).
- Assumptions:
 - TC-A Direct Trunk Transport BP = 40%
 - TC-B Direct Trunk Transport BP = 60%
 - Direct Trunk Transport mileage = 26 mi.
 - Tandem Switched Transport mileage = 23 mi.
- Telephone Company A charges are:
 - End Office charges = 9,000 min. x EO rate
 - Tandem Switched Facility – End Office charge = 9,000 min. x 23 mi. x TSF-End Office rate.

(T)

FACILITIES FOR INTRASTATE ACCESS

2. GENERAL REGULATIONS (Cont'd)

2.7 FIA Services Provided By More Than One Telephone Company (Cont'd)

2.7.3 Meet Point Billing (Cont'd)

(C) Meet Point Billing Mileage Calculation (Cont'd)

(3) Switched Access Examples (Cont'd)

- Tandem Switched Transport Termination – End Office charge = 2 terminations x 9,000 min. x TST-End Office rate.
- Tandem Switching – End Office charge = 9,000 min. x TS-End Office rate
- Direct Trunked Facility charge
= 26 miles. x DTF rate x 40%
- Direct Trunked Termination charge
= 1 termination x DTT rate
- Shared Multiplexing Charge
= 9,000 min. x SM-End Office rate

Example 4: Terminating Switched Access – Tandem 3rd Party

- Feature Group D Switched Access is ordered to End Office.
- End Office is owned by Frontier Telephone Company (TC-A).
- Access Tandem is owned by a non-Frontier Telephone ILEC Company (TC-B)
- Telephone Company A charges are:
 - End Office charges = 9,000 min. x EO rate
 - Tandem Switched Facility – 3rd Party charge
= 9,000 min. x 23 mi. x TSF-3rd Party rate x 80%
 - Tandem Switched Termination – 3rd Party charge
= 1 termination x 9,000 min. x TST-3rd Party rate

Example 5: Originating Switched Access – Frontier Telephone ILEC Company owns only the End Office

- Feature Group D Switched Access is ordered to End Office.
- End Office is owned by Frontier Telephone Companies (TC-A).
- Access Tandem is owned by a non-Frontier Telephone ILEC Company (TC-B)
- Assumptions:
 - Direct Trunk Transport mileage = 26 mi.
 - TC-A Tandem Switched Transport BP = 80%

FACILITIES FOR INTRASTATE ACCESS

2. **GENERAL REGULATIONS** (Cont'd)

2.7 FIA Services Provided By More Than One Telephone Company (Cont'd)

(T)

2.7.3 Meet Point Billing (Cont'd)

(C) Meet Point Billing Mileage Calculation (Cont'd)

(3) Switched Access Examples (Cont'd)

- Assumptions:

- TC-B Tandem Switched Transport BP = 20%
- Tandem Switched Transport mileage = 23 mi.

- Telephone Company A charges are:

- End Office charges = 9,000 min. x EO rate
- Tandem Switched Transport Facility charge
= 9,000 min. x 23 mi. x TSF rate x 80%.

- Tandem Switched Transport Termination charge = 1 termination x 9,000 min. x TST rate.

(T)

FACILITIES FOR INTRASTATE ACCESS

2. **GENERAL REGULATIONS** (Cont'd)

2.7 FIA Services Provided By More Than One Telephone Company (Cont'd)

2.7.3 Meet Point Billing (Cont'd)

(C) Meet Point Billing Mileage Calculation (Cont'd)

(4) For Special Access and for Switched Access Direct-Trunked Transport, multiply the number of airline miles as in (1), times the BP for each telephone company as in (2), times the Special Transport or Direct-Trunked Transport Facility rate elements. For DS1 and DS3 Special Transport and DS1 and DS3 Direct-Trunked Transport, multiply the Special Transport Termination or Direct-Trunked Transport Termination rate times the number of terminations provided by the Telephone Company.

(D) All other appropriate recurring and nonrecurring charges in each telephone company's Access tariff are applicable.

(E) When Terminating Tandem Switched Transport is provided through a Frontier Telephone ILEC access Tandem and the Terminating End Office is not owned by a Frontier Telephone ILEC Company or through an ILEC Access Tandem not owned by a Frontier Telephone ILEC Company and the Terminating End Office is owned by a Frontier Telephone ILEC Company, Terminating – Tandem 3rd Party rates are applicable, otherwise Terminating – Tandem End Office rates are applicable. When originating Tandem Switched Transport is provided, Originating rates are applicable.

(T)
|
(T)

(F) The Interconnection charge for Switched Transport shall be billed by the Telephone Company in whose territory the end office is located.

(G) The Shared Trunk Port for Tandem-Switched Transport shall be billed by the Telephone Company in whose territory the end office is located.

(H) For tandem routed trunks, the Dedicated Trunk Port shall be billed by the Telephone Company owning the tandem. For end office direct routed trunks, the Dedicated Trunk Port shall be billed by the Telephone Company owning the end office on a single bill, single tariff or multiple bill, multiple tariff meet point billing arrangement.

(I) The Shared Multiplexing charge will be assessed to the interexchange carrier by the Telephone Company owning the access tandem under the multiple bill, multiple tariff meet point billing option, and to the initial billing company, by the Telephone Company owning the access tandem, under the single bill, single tariff meet point billing option.

FACILITIES FOR INTRASTATE ACCESS
SECTION 6 TABLE OF CONTENTS

3. <u>ORDERING OPTIONS FOR FIA</u>	<u>Page</u>	
3.1 <u>General</u>	2	
3.1.1 Ordering Conditions	2	
3.1.2 Provision of Other Services	8	
3.1.3 Special Construction	9	
3.1.4 Expanded Interconnection Service (EIS).....	9	
3.1.5 Tandem Switch Signaling.....	9	
3.2 <u>Access Service Request</u>	9	
3.2.1 Service Date Intervals	9	
3.2.2 ASR Modifications	9	
3.2.3 Selection of Facilities for Access Service	12.1	(T)
3.2.4 Minimum Period	12.1	(T)
3.2.5 Minimum Period Charges	13	
3.2.6 Cancellation of an ASR	14	
3.2.7 Discontinuance of Switched Access FGD or BSA-D	17	
3.2.8 FGD or BSA-D Maximum Per Trunk Cancelled Charge	17	
3.3 <u>Access Service Requests For Services Provided By More Than One Telephone Company</u>	18	

FACILITIES FOR INTRASTATE ACCESS

3. ORDERING OPTIONS FOR FIA

3.1 General

This section sets forth the regulations and order related charges for Access Service Requests (ASRs) to provide the Customer with FIA. These charges are in addition to other applicable charges in other sections of this tariff.

3.1.1 Ordering Conditions

- (A) A Customer may order any amount of FIA (Switched or Special) of the same interface type, same Feature Group, same BSA or same Special Access between the same locations for installation on the same date on a single FIA ASR. A Customer may order the changed use of Switched Access and Special Access over the same high capacity facility, however, separate FIA ASRs are required.

- ASRs for FGA or BSA-A must specify the number of lines required.
- ASRs for FGB, FGC, FGD, BSA-B, BSA-C, BSA-D and SAC Access Service must specify the number of trunks required or Busy Hour Minutes of Capacity (BHMC). For Tandem-Switched Transport, the Customer has the option of specifying the number of trunks or Busy Hour Minutes of Capacity (BHMC). In addition, the ASR must indicate whether the Switched Transport ordered is for Entrance Facilities, Direct-Trunked Transport and/or Tandem-Switched Transport. For Direct-Trunked Transport, and Entrance Facilities the ASR must specify channel type, channel interface, and any options desired. In addition, ASRs for Direct-Trunked Transport must specify Facility Hubs involved.

Additional ASR requirements for Switched Access Service are described in 4.2.5(V) and 4.3.2.

- (B) The Customer shall supply all details necessary to complete an ASR. The details may include the following: service date, Customer name, CDL, end office, Interface Arrangement, type of Switched Access or Special Access, Supplemental Features, End Office Services and Signaling Interface, and originating and terminating capacity required. The Customer may also be required to provide end user name and location, end user contact person, and end user premises access information to complete an order for Special Access.

When a Customer orders mixed interstate and intrastate Switched Access, the Customer is required to provide an estimate of the percent of traffic, as described in 4.3.3, which will be interstate. If the Customer fails to provide this estimate, the order will not be processed until such time as the Customer provides this estimate.

When a Customer orders mixed-use special access service, the Customer must indicate the jurisdiction based on the criteria in Section 5.1.6.

- (C) When the Alternate Traffic Routing Optional Arrangement is ordered, more than one CDL will be supplied and the number of trunks or BHMC for FGB, FGC and FGD to each CDL shall be specified.

When the Alternate Traffic Routing Basic Serving Element (BSE) is ordered, more than one CDL will be supplied and the number of trunks or BHMC for BSA-B, BSA-C and BSA-D to each CDL shall be specified.

Issued: August 17, 2010

Effective: August 18, 2010

By Kenneth Mason Vice President

Rochester, New York

FACILITIES FOR INTRASTATE ACCESS

3. ORDERING OPTIONS FOR FIA (Cont'd)

3.1 General (Cont'd)

3.1.1 Ordering Conditions (Cont'd)

- (D) The Customer shall order SAC Access Services, as described in 4.2.1(E), in the same manner as ordering FGD or BSA-D with the following exceptions. For 500 SAC Access Service or 900 SAC Access Service, Customers may request direct connections to only those offices designated by the Telephone Company as 500 SAC Access Service or 900 SAC Access Service screening offices. All 500 NXX or 900 NXX Code assignments and administration shall be in accordance with the North American Numbering Plan (NANP). 800, 888 SAC Access Service is offered only in conjunction with the 800/888 Customer Identification Function as described in 4.2.10 and in conjunction with 800/888 Data Base Query Service as described in 4.2.18. Customers may request 800/888 SAC access connections to suitably equipped end offices and access tandem offices. A list of those offices will be provided upon request. All 800 or 888 number assignments shall be administered by the Number Administration Service Center (NASC) through the Service Management System (SMS).

FACILITIES FOR INTRASTATE ACCESS

3. ORDERING OPTIONS FOR FIA (Cont'd)

3.1 General (Cont'd)

3.1.1 Ordering Conditions (Cont'd)

(D) (Cont'd)

500 NXX codes or 900 NXX codes to be activated and/or deactivated in conjunction with 500 SAC Access Service or 900 SAC Access Service must be provided to the Telephone Company at least 30 business days prior to the effective date of the change.

An ASR is required by the Telephone Company for 500 NXX codes or 900 NXX codes to be activated or deactivated on an access facility level basis. The Switched Access Ordering Charge as described in 4.5.2(A)(3)(f) will apply. In addition to the Switched Access Ordering Charge, the NXX Translation Charge, as described in Section 4.5.2(H)(8), shall apply to each 500 NXX code activated or deactivated in a Telephone Company switch capable of performing the Customer Identification Function for 500 SAC Access Service. Customer assigned codes for which an ASR has not been received will be blocked.

When SAC Access Service is not terminated over a Special Access Line as in 5.1.1(C)(2), the Customer must notify the Telephone Company of all local exchange telephone numbers to which SAC Access Service traffic is designated so that the Telephone Company can balance the end office in accordance with standard Telephone Company engineering practices for heavy volume lines.

- (E) To determine if adequate central office facilities (i.e., trunk circuits) for FGD or BSA-D will be available on the conversion date to equal access and to be eligible for the allocation in the following paragraph all Customers (including those Customers who convert existing FGA, FGB, FGC, BSA-A, BSA-B and BSA-C to FGD or to BSA-D) must order FGD or BSA-D 120 days prior to an end office conversion to equal access.

When trunk circuits are not available to meet the demand an allocation of available trunk circuits will be required. The allocation of available facilities is a three-step process as described below:

In this example, assume nine Customers have ordered BHMCs which necessitate 1,000 FGD trunks where only 800 FGD trunk circuits are available at the conversion date.

Step 1: Provide an initial flat 25% distribution of available trunk circuits to each requesting Customer except for incremental requests over existing levels of FGC. (See table in Step 3.)

$$\begin{aligned} & - 25\% \times 800 \text{ (available facilities)} = 200 \\ & - \frac{200}{9-1} = 25 \end{aligned}$$

FACILITIES FOR INTRASTATE ACCESS

3. **ORDERING OPTIONS FOR FIA** (Cont'd)

3.1 General (Cont'd)

3.1.1 Ordering Conditions (Cont'd)

(D) (Cont'd)

Step 2: Assign all remaining trunk circuits proportionately, working from bottom up until Customers, as a result of the proration, are assigned less facilities than desired. First determine facilities available for apportionment.

- $800 - 175 = 625$

(eligible Customers are A, B, C, D, E, F)

- $\frac{(\text{Desired Facilities})}{(\text{Total Desired Facilities})} \times \text{Remaining Facilities}$ (of Remaining Facilities)

- $F = \frac{70}{1000 - 50} \times 625 = 46$ (assign only 45)*

- $E = \frac{80}{1000 - 120} \times (625 - 45) = 53$

(E receives less facilities than originally ordered,
i.e., $53 + 25 = 78$)

Step 3: When an Customer receives less facilities than desired, the remainder of Customers are allocated according to the following allocation factor:

$\frac{\text{Remaining Facilities}}{\text{Total Desired Facilities}} = \frac{625 - 98}{1000 - 200} = \frac{527}{800} = .659$
of Remaining Eligible Customers of Access

- $D = 100 \times .659 = 66$

- $C = 200 \times .659 = 132$

- $B = 200 \times .659 = 132$

- $A = 300 \times .659 = 197$

*Will not assign more than desired.

FACILITIES FOR INTRASTATE ACCESS

3. **ORDERING OPTIONS FOR FIA** (Cont'd)

3.1 General (Cont'd)

3.1.1 Ordering Conditions (Cont'd)

(E) (Cont'd)

Customers	Demand	Resources	Step 1		Total		Trunk Circuits
	Desired		Available	Flat 25%	Step 2	Assigned	
(In Trunks)			Distribution		Step 3		
A	300	--	25	--	197	222	
B	200	--	25	--	132	157	
C*	200	--	0	--	132	132	
D	100	--	25	--	66	91	
E	80	--	25	53	--	78	
F	70	--	25	**45	--	70	
G	25	--	25	--	--	25	
H	15	--	**15	--	--	15	
I	10	--	**10	--	--	10	
Total	1,000	800	175	98	527	800	

*Request for additional trunk circuits by a Customer with existing FGC or BSA-C.

**Will not assign more than desired.

(F) The provision of Special Access requires the selection of a Terminating Option as defined in 5.3. The provision of Switched Access requires an Entrance Facility as defined in 4.2.3(B). When a Customer orders a DS3 SAL or DS3 Switched Entrance Facility, he may specify, on the ASR, if the interface is to be an electrical or optical. In the event the Customer does not specify an interface preference for DS3, the Telephone Company will provide an electrical interface.

When a Customer orders a DS3C SAL, the Telephone Company will provide an optical interface unless service is provided via microwave in which case an electro-magnetic interface is provided, or unless the Customer specifies on the ASR a request for an electrical interface.

(G) An ASR is required from the Customer to request the unblocking of 0+900 calls. For an initial Customer order at the tandem or end office level, the Telephone Company must receive the request to unblock 0+900 dialing capability at least 60 business days prior to the requested effective date. To block or unblock 0+900 dialing capability for NXX codes assigned to a Customer in an end office subtending a previously unblocked tandem, a request must be received at least 30 business days prior to the requested effective date of the change.

FACILITIES FOR INTRASTATE ACCESS

3. ORDERING OPTIONS FOR FIA (Cont'd)

3.1 General (Cont'd)

3.1.1 Ordering Conditions (Cont'd)

- (H) An ASR is required from the Customer to add 1+ coin traffic from an end office. At the Customer's option, the ASR can be issued at a 1+ coin tandem or end office level. For an initial Customer order at a 1+ coin tandem, the Telephone Company must receive the request at least 120 calendar days prior to the requested effective date. Standard provisioning intervals will apply to subsequent orders involving that 1+ coin tandem.

The Customer must provide the Telephone Company with written notification stating that an order is being submitted pursuant to an agreement with a secondary service provider prior to the routing of 1+ interLATA coin traffic to a provider other than the Customer.

- (I) When ordering Operator Services, an ASR is required to establish a new FGC, FGD, BSA-C or BSA-D trunk group(s) or to add Operator Services to an existing FGC, FGD, BSA-C or BSA-D trunk group between the Telephone Company's Operator Services Switching Location and one CDL in the same LATA.

When measurement capability does not exist for Operator Services per call charges, a forecast of the number of Operator Services calls anticipated is required from the Customer as set forth in 8.2.3 when the initial order for Operator Services is placed.

- (J) When ordering Signaling System 7 (SS7) Out of Band Signaling as described in 4.2.5(AA), the Customer shall provide an ASR specifying a reference to existing CCS7 Access Service facilities or reference to a related ASR for CCS7 Access Service as such CCS7 Access Service facilities are described in the Company's Tariff Frontier FCC No. 4. The Customer's ASR shall also include STP point codes, STP location identifier codes, FGD or BSA-D trunk or 800/877/888 Service access trunk circuit identification codes and switch type. When ordering SS7 Out of Band Signaling for FGD or BSA-D, the Customer shall specify that all traffic carried by that FGD or BSA-D will be equipped with Out of Band Signaling. The Customer shall work cooperatively with the Telephone Company to determine the number of CCS7 Access Service connections required to handle the Customer's SS7 Out of Band Signaling traffic.

- (K) When ordering Expanded Interconnection Services (EIS) as described in 17.5, the Customer shall place an ASR for the Cross Connect, as described in 4.5.3, to interconnect the facilities of the Telephone Company to the facilities of the Customer. Each service application used in conjunction with EIS will require a separate ASR. When ordering additions or changes to the existing EIS facilities, the Customer must refer to the specific EIS facilities affected by the addition or change.

- (L) When a Customer orders Tandem Switch Signaling (TSS), as described in 4.2.5(AC) and 4.2.5 (AC), to be established with the installation of a new FGD or BSA-D trunk group, 500 SAC Access Service or 900 SAC Access Service trunk group, the Switched Access Ordering charge, per ASR and the appropriate Service Installation charge will apply for the installation of the FGD, BSA-D or 500 SAC Access Service or 900 SAC Access Services. TSS can only be provided from equal access end offices.

When a Customer orders Tandem Switch Signaling to be added to an existing FGD, BSA-D trunk group, 500 SAC Access Service or 900 SAC Access Service trunk group or to a pending ASR, only the Switched Access Ordering charge and the Design Change charge will apply for the addition of the optional arrangement.

- (M) When ordering FGD or BSA-D Switched Access with 950-XXXX Access as described in 4.2.5(T), the Customer shall provide an ASR specifying which 950-XXXX access code(s) are to be routed and the FGD or BSA-D Switched Access Service over which resulting originating 950-XXXX access code calls are to be routed.

FACILITIES FOR INTRASTATE ACCESS

3. ORDERING OPTIONS FOR FIA (Cont'd)

3.1 General (Cont'd)

3.1.1 Ordering Conditions (Cont'd)

- (N) When ordering Carrier Identification Parameter (CIP) as described in 4.2.5(AD), the Customer shall provide an ASR specifying a reference to existing FGD or BSA-D switched access services or reference to a related ASR for FGD or BSA-D switched access services. The Customer's ASR shall specify the information necessary to identify the trunk group to which the CIP is to be added.

3.1.2 Provision of Other Services

- (A) At the option of a Customer, Directory Assistance, Additional Labor, Telecommunications Service Priority (TSP), Testing and Special Routing services may be ordered with an ASR at the same time the ASR is accepted by the Telephone Company. Such requests will be considered to be supplemental to the ASR. The rates and charges for these services in other sections of this tariff will apply in addition to the ordering charges in this section and the rates and charges for the Switched Access or Special Access with which they are associated.

FACILITIES FOR INTRASTATE ACCESS

3. ORDERING OPTIONS FOR FIA (Cont'd)

3.1 General (Cont'd)

3.1.2 Provision of Other Services (Cont'd)

- (B) The items listed in (A) may subsequently be added to the ASR at any time, up to and including the service date established by the FIA ASR. When ordered subsequently, charges for ASR modifications in 3.2.2 will apply.

3.1.3 Special Construction

- (A) The regulations, rates and charges for Special Construction in Section 10 are in addition to the regulations, rates and charges specified in this section.
- (B) Special Construction is not applicable to EIS.

3.1.4 Expanded Interconnection Service (EIS)

The regulations, rates and charges for EIS in Section 17 are in addition to the regulations, rates and charges specified in this section.

3.1.5 Tandem Switch Signaling

The regulations, rates and charges for Tandem Switch Signaling in Sections 4 and 5 are in addition to the regulations, rates and charges specified in this section.

3.2 Access Service Request

An ASR is used by the Telephone Company to receive orders for the following types of FIA requested by the Customer:

- Switched Access in Section 4,
- Special Access in Section 5,
- Expanded Interconnection Service as in Section 17, and
- Other Services in other sections of the tariff.

3.2.1 Service Date Intervals

The time required to provision service is known as the service date interval. Such intervals will be established in accordance with published service date interval guidelines which are available to Customers upon request. The service date interval guidelines will apply to ASRs and will specify the quantities of FIA that can be provided on the same service date. The Customer may request a service date other than that established pursuant to the service date interval guidelines, and the Telephone Company, where possible, will establish the service date in accordance with such request, subject, however, to other applicable provisions of this tariff.

3.2.2 ASR Modifications

The Customer may request a modification of its ASR prior to the service date. The Telephone Company will make every effort to accommodate a requested modification when it is able to do so with the normal work force assigned to complete such an ASR within normal business hours. If the modification cannot be made with the normal work force during normal business hours, the Telephone Company will notify the Customer. If the Customer still desires the ASR modification, the Telephone Company will schedule a new service date. All charges for ASR modifications will apply on a per occurrence basis. Where new ASRs may be required, the appropriate charges in other sections of this tariff will be applicable.

FACILITIES FOR INTRASTATE ACCESS

3. ORDERING OPTIONS FOR FIA (Cont'd)

3.2 Access Service Request (Cont'd)

3.2.2 ASR Modifications (Cont'd)

(B) Partial Cancellation Charge (Cont'd)

- (1) Except as specified in 3.2.6(D), when an ASR for Switched Access Service is partially cancelled on or after the Scheduled Issue Date, the charge will be determined by multiplying the total Installation nonrecurring charges for the canceled portion of the order by the number of business days elapsed since the Scheduled Issue Date and dividing that figure by the number of days in the service interval and adding the Switched Access Ordering Charge.
- (2) When an ASR for Special Access Service or Advanced Communications Network services is partially canceled, on or after the Scheduled Issue Date, the charge will be determined by multiplying the total Special Access or Advanced Communications Network services nonrecurring charges for the canceled portion of the order by the number of business days elapsed since the Scheduled Issue Date and dividing that figure by the number of days in the service interval.
- (3) When a Customer cancels part of an ASR for which billing has commenced as provided in 3.2.2(A) and 3.2.6(A), cancellation charges in 3.2.6(C)(3) will apply to that part of the ASR being cancelled.

(C) Discontinuance of Service

A Customer may discontinue FIA that is in service at any time. The request for discontinuance of service must be received by the Telephone Company at least two business days prior to the date on which service is to be disconnected and billing discontinued. The disconnect request may be submitted via the same method(s) used to place orders. The Customer must notify the Telephone Company of a delay or cancellation in the discontinuance request prior to the disconnect date. The Telephone Company, where possible, will establish the disconnect date in accordance with such request. Billing and service will then continue until the new requested disconnect date. If a service is discontinued prior to the expiration of the Minimum Period in 3.2.4, the Minimum Period Charges in 3.2.5 may apply.

FACILITIES FOR INTRASTATE ACCESS

3. **ORDERING OPTIONS FOR FIA** (Cont'd)

3.2 **Access Service Request** (Cont'd)

3.2.2 **ASR Modifications** (Cont'd)

(D) **Design Change Charge**

The Customer may request a design change to a pending ASR for both Switched and Special Access or request a change to an existing Switched Access Service. A Design Change is a change which requires engineering review. The regulations, rates and charges for a design change are in Section 4.5.2(A)(3)(h) for Switched Access Service, and Section 5.6.1(E)(1) for Special Access Service, and are in addition to the regulations, rates and charges specified in this section.

(E) **Requests for Expedition**

When placing an Access Service Request a customer may request a service date that is prior to the Telephone Company's published service date interval. If the Telephone Company determines that the service can be provided on the requested date, an Expedited Order Charge will apply.

A customer may also request an earlier service date on a pending Access Service Request. If the customer's request can be accommodated, a Service Date Change Charge as described in Section 3.2.2(A) will apply in addition to the Expedited Order Charge.

If the Telephone Company is subsequently unable to meet an agreed upon expedited service date, the Expedited Order Charge will not apply.

In the event that the Telephone Company provides service on an expedited basis by customer request and the customer then delays service, an additional Service Date Change Charge as described in Section 3.2.2(A) will apply.

The Expedited Order Charge applies per order, based on the requested service date. A request to expedite service to be available the next day is a one day expedite, a request for service in two days is a two day expedite, and so on to a request for service a week from the request date is a seven day expedite. Expedited orders for same day service are not available. If the requested service date is at the published service date interval or later, no Expedited Order Charge will apply.

Rates for Expedited Order Charges are as follows:

One Day Expedite	\$1,534.15
Two Day Expedite	1,250.65
Three Day Expedite	967.15
Four Day Expedite	683.65
Five Day Expedite	626.95
Six Day Expedite	570.25
Seven Day Expedite	513.55

(C)

(C)

FACILITIES FOR INTRASTATE ACCESS

3. ORDERING OPTIONS FOR FIA (Cont'd)

3.2 Access Service Request (Cont'd)

3.2.3 Selection of Facilities for Access Service

- (A) (Reserved for Future Use)
- (B) Requests for a specific circuit is not an option of the Customer except as provided for under Special Facilities Routing of FIA in Section 9.

3.2.4 Minimum Period

- (A) The Minimum Period for which Special Access, End User FIA, Frame Relay, Basic Service Elements (BSEs) and Primary Interexchange Carrier Charge are provided and for which charges are applicable, is one month, except as in (B) through (I).
- (B) The Minimum Period for Miscellaneous Services is in Section 6.
- (C) The Minimum Period for Ancillary Services is in Section 8.
- (D) The Minimum Period for temporary videoband and program audio Special Access is the minimum period for which rates are established in Section 5.6.2.
- (E) The Minimum Period for FIA provided under Special Construction provisions and for which charges are applicable.
- (F) The Minimum Period for FGA, FGB, FGC, BSA-A, BSA-B, BSA-C, SAC Access Service, and also for FGD or BSA-D ordered after the conversion of an end office to equal access is one month. For the application of the minimum period charges for Switched Access Service FGB, FGC, BSA-B, BSA-C, SAC Access Service, and for FGD or BSA-D ordered after the conversion of an end office to equal access, it is assumed the last identical capacity placed in service is the first one discontinued.

FACILITIES FOR INTRASTATE ACCESS

3. ORDERING OPTIONS FOR FIA (Cont'd)

3.2 Access Service Request (Cont'd)

3.2.4 Minimum Period (Cont'd)

- (G) For FGD or BSA-D ordered prior to the conversion of an end office to equal access and (1) cancelled prior to the conversion date, a Cancellation Charge in 3.2.6 applies or (2) cancelled on or after the equal access conversion date, a Discontinuance Charge in 3.2.7 applies.
- (H) The minimum periods for Special Access DS3 Service are in Section 5.6.11.
- (I) The minimum periods for Expanded Interconnection Services are in Section 17.9.2.
- (J) (Reserved for Future Use)
- (K) The minimum periods for Advanced Communications Network services are set forth under Section 16.

3.2.5 Minimum Period Charges

When FIA are discontinued prior to the expiration of the Minimum Period, charges are applicable for the remaining month(s) and/or fraction thereof of the Minimum Period.

The Minimum Period Charge will be determined as follows:

- (A) For Switched Access usage sensitive rate elements, the charge for the minimum period, or fraction thereof, is equal to the applicable rates for the actual or assumed usage for the minimum period or such fraction thereof. For Switched Access flat-rated monthly elements (i.e., Entrance Facility, Direct-Trunked Transport and Multiplexing rates), the charge for the minimum period or fraction thereof is the applicable monthly rates for the service.
- (B) For Special Access, other than DS3 Service, the charge is the applicable monthly rate for the service(s) in 5.7. For Special Access DS3 Service, the charges are in Section 5.6.11.
- (C) For End User Common Lines, the charge is the applicable monthly rate for the FIA.
- (D) For FGD or BSA-D ordered prior to conversion of an end office to equal access, but cancelled after the equal access conversion date, a Discontinuance Charge in 3.2.7 applies.
- (E) For part-time or occasional program audio Special Access services, the rates in 5.6.1, 5.7, and 5.8 will apply.
- (F) For FGA, FGB, BSA-A and BSA-B Type service where measurement equipment is not available and the Assumed Minutes of Use Monthly Surrogate is used, the charge will be the prorated amount on a daily basis, calculated at 1/30 of the applicable rate shown in Section 4.6.9, for each day of the minimum period the facility was in service.
- (G) For the Primary Interexchange Carrier Charge, the charge is the applicable monthly rate as in Section 12.

FACILITIES FOR INTRASTATE ACCESS

3. ORDERING OPTIONS FOR FIA (Cont'd)

3.2 Access Service Request (Cont'd)

3.2.6 Cancellation of an ASR

- (A) A Customer may cancel ordered FIA on any date prior to the service date. The cancellation date is the date the Telephone Company receives written or verbal notice from the Customer that the ASR is to be cancelled. The verbal notice must be followed by written confirmation within 10 days.

For Switched Access Tandem-Switched Transport or ASRs requesting additional trunk activations on existing Direct-Trunked Transport facilities, if a Customer is unable to accept service within 30 calendar days of the original service date, the ASR shall be considered cancelled and charges in (C) and (D) will apply. In such instances, the cancellation date shall be the 31st calendar day beyond the original service date of the ASR.

For Special Access, and Switched Access Entrance Facilities and Direct-Trunked Transport, if a Customer is unable to accept service within 30 calendar days of the original service date, the Customer has the choice of the following options:

- The ASR shall be cancelled and charges in (C) will apply, or
- Billing for the service will commence.

In either case, the cancellation date or the billing date shall commence on the 31st calendar day beyond the original service date of the ASR.

- (B) ASR costs are considered to have started when the Telephone Company incurs any cost in connection therewith or in preparation thereof which would not otherwise have been incurred. These costs include but are not limited to preliminary engineering, orders to suppliers and other similar items of cost.
- (C) When a Customer cancels an ASR for the installation of new service, or an ASR to modify existing service, charges will apply as follows:
- (1) When an ASR for Switched Access Service is canceled on or after the Application Date, the Cancellation Charge is calculated, on a per ASR basis, by multiplying the total Installation nonrecurring charges for the quantity ordered by the number of business days elapsed since the Application Date, and dividing that figure by the number of days in the service interval (i.e., the number of business days between the Scheduled Issue Date and the last day of the service date interval) and adding the Switched Access Ordering Charge.

FACILITIES FOR INTRASTATE ACCESS

3. ORDERING OPTIONS FOR FIA (Cont'd)

3.2 Access Service Request (Cont'd)

3.2.6 Cancellation of an ASR (Cont'd)

(C) (Cont'd)

- (2) When an ASR for Special Access Service is canceled on or after the Application Date, the Cancellation Charge is calculated, on a per ASR basis, by multiplying the total nonrecurring charges for the quantity ordered by the number of business days elapsed since the Application Date, and dividing that figure by the number of days in the service interval (i.e., the number of business days between the order date and the last day of the service date interval).
- (3) When a Customer chooses to commence billing rather than cancel an ASR for Special Access as in (A), the Customer must submit an ASR prior to the calendar day 31 from the original service date and request a service date change. The new service date may not exceed the original service date by more than 120 calendar days. Charges in 3.2.2(A) will only apply for each subsequent service date change request after calendar day 31, not to exceed 120 calendar days.

When a Customer elects to commence billing, monthly recurring charges will begin accruing at calendar day 31 after the original service date. Upon completion of the ASR, the initial bill for Special Access Service will include these accrued charges and any additional nonrecurring charges in addition to billable charges specified in 2.4.1(C).

If the ASR is not completed within 121 calendar days of the original service date, the ASR will be cancelled. Cancellation charges in (C)(2) will apply. In addition the Customer will be billed the accrued monthly recurring charges specified above plus any additional nonrecurring charges applicable for the service. These charges will be computed commencing at day 31 after the original service date up to and including the cancellation date, not to exceed 90 days of service (120 days from the original service date). The Telephone Company will not reissue an ASR with the new service date beyond 121 calendar days. It will be the Customer's responsibility to submit a new ASR for Switched or Special Access Service, as appropriate.

FACILITIES FOR INTRASTATE ACCESS

3. **ORDERING OPTIONS FOR FIA** (Cont'd)

3.2 Access Service Request (Cont'd)

3.2.6 Cancellation of an ASR (Cont'd)

- (D) For cancellation of an ASR for Switched Access FGD or BSA-D before an end office converts to equal access, cancellation charges will apply if the Telephone Company is notified of the cancellation within a period of 12 months prior to the scheduled service date. Cancellation charges apply to each trunk cancelled.

When, due to a shortage of FGD or BSA-D facilities an allocation of FGD or BSA-D facilities is made, cancellation charges apply only to circuits allocated to the Customer.

Cancellation charges will accrue to the maximum in equal monthly increments (i.e., maximum cancellation charge divided by 12) beginning twelve months before an end office converts to equal access. Maximum cancellation charges are listed in Section 3.2.8. The charge applied will be the accrued charge in the month during which notice of cancellation is received by the Telephone Company.

Example: Michigan

<u>Month During Which Notice Is Received Before Conversion Date</u>	<u>Charge (Per Trunk Cancelled)</u>
12	\$41.13
11	82.26
10	123.39
9	164.52
8	205.64
7	246.77
6	287.90
5	329.03
4	370.16
3	411.28
2	452.41
1	493.54

FACILITIES FOR INTRASTATE ACCESS

3. **ORDERING OPTIONS FOR FIA** (Cont'd)

3.2 Access Service Request (Cont'd)

3.2.7 Discontinuance of Switched Access FGD or BSA-D

A Discontinuance Charge applies if a Customer discontinues FGD or BSA-D service provided at the conversion of an end office to equal access. The Discontinuance Charge applies to each FGD or BSA-D trunk discontinued with one exception. When the FGD or BSA-D service is a result of an upgrade from FGB, FGC, BSA-B, BSA-C or SAC Access Service trunks in service prior to conversion to equal access, the Discontinuance Charge will only apply to the number of FGD or BSA-D trunks being discontinued that are in excess of the number of FGB, FGC, BSA-B, BSA-C or SAC Access Service trunks in service prior to conversion to equal access. However, the Customer may still be liable for any Minimum Period charges in 3.2.5 that may be applicable to the FGB, FGC, BSA-B, BSA-C or SAC Access Service trunks that were in service prior to conversion. For purposes of calculating the Discontinuance Charge, the Maximum Discontinuance Charge will be amortized in equal monthly increments (i.e., Maximum Discontinuance Charge divided by 12) over a 12 month period beginning on the date the end office converts to equal access. The Maximum Discontinuance Charge is equal to the FGD or BSA-D Maximum Cancellation Charge in 3.2.8. The charge assessed will be the unamortized portion of the Maximum Discontinuance Charge.

Example: Michigan

<u>Month During Which Service is Discontinued After Conversion Date</u>	<u>Charge (Per Trunk Discontinued)</u>
1	\$493.54
2	452.41
3	411.28
4	370.16
5	329.03
6	287.90
7	246.77
8	205.64
9	164.52
10	123.39
11	82.26
12	41.13

3.2.8 FGD or BSA-D Maximum Per Trunk Cancelled Charge

Charge: \$493.54

FACILITIES FOR INTRASTATE ACCESS

3. **ORDERING OPTIONS FOR FIA** (Cont'd)

3.3 Access Service Requests For Services Provided By More Than One Telephone Company

- (A) Switched or Special Access Services provided by more than one telephone company are services where one end of the Switched Transport or Special Transport facility is in the operating territory of one telephone company and the other end of the facility is in the operating territory of a different telephone company.

The ordering procedure for this service is in (1) and (2). The telephone company will notify the Customer, identifying which ordering procedures will apply.

(1) Single Company Billing

The telephone company receiving the ASR from the Customer will arrange to provide the service and bill the Customer as in 2.7.2. The Customer will place the ASR with the telephone company as follows:

- (a) For Switched Access Services the Customer will place the ASR with the telephone company in whose territory the following is located.

- FGA or BSA-A - dial tone office

When the preceding is not in the same telephone company's territory as the CDL, the Customer must supply a copy of the ASR to the telephone company in whose territory the CDL is located.

(2) Meet Point Billing

Each telephone company will provide its portion of the Switched Transport or Special Transport Service within its operating territory to the meet point with the other telephone company(s). The BP will be determined by the telephone companies involved in providing the FIA service and listed in the NECA Tariff FCC No. 4.

For all Switched Access Services and all Special Access Services the order will be placed with the telephone company as specified in the Ordering and Billing Forum's Multiple Exchange Carrier Ordering and Design (MECOD) guidelines.

- (B) When FGA or BSA-A is ordered in a Multicarrier Access Area, the Customer must provide a copy of the order to the SEC. The SEC will bill as in 2.7.

FACILITIES FOR INTRASTATE ACCESS

SECTION 7 TABLE OF CONTENTS

4. SWITCHED ACCESS	Page
4.1 <u>General</u>	2
4.2 <u>Description of Switched Access</u>	3
4.2.1 Description of Feature Groups.....	3
4.2.2 Description of Basic Service Arrangements (BSAs).....	21
4.2.3 Description of Switched Transport.....	35
4.2.4 Description of End Office Services.....	48
4.2.5 End Office Services Optional Arrangements.....	49
4.2.6 Call Restriction and Code Screening Reports.....	65
4.2.7 Installation and Acceptance Testing of Switched Access.....	65
4.2.8 Provision of Design Layout Report.....	66
4.2.9 Network Management.....	66
4.2.10 800/877/888 Customer Identification Function.....	66
4.2.11 900 Customer Identification Function.....	66
4.2.12 Design and Routing of Switched Access.....	66
4.2.13 Provision of Switched Access Performance Data.....	66
4.2.14 Transmission Performance.....	67
4.2.15 Design Blocking Probability.....	67
4.2.16 Special Facilities Routing.....	68
4.2.17 Information Surcharge.....	69
4.2.18 800/877/888 Data Base Query Service.....	69
4.2.19 500 Customer Identification Function.....	70
4.2.20 Tandem Switch Signaling.....	70
4.2.21 Basic Service Elements (BSEs).....	71
4.3 <u>Obligations of the Customer</u>	76
4.3.1 On and Off-Hook Supervision.....	76
4.3.2 ASR Requirements.....	76
4.3.3 Jurisdictional Determination.....	77
4.3.4 Jurisdictional Determination-Intrastate InterLATA and Intrastate InterLATA.....	79
4.4 <u>Payment Arrangements and Credit Allowances</u>	80
4.4.1 Cancellation of Applications.....	80
4.4.2 Credit Allowances.....	81
4.5 <u>Rate and Charge Regulations</u>	81
4.5.1 Rate Elements.....	81
4.5.2 Rate Regulations.....	81
4.5.3 Switched Access Cross Connect.....	113
4.5.4 Application of Rates for FGA and BSA-A Extension Service.....	113
4.5.5 Reserved for Future Use.....	113
4.5.6 Shared Use Analog and Digital High Capacity Service.....	114
4.5.7 Basic Service Elements (BSEs).....	115
4.6 <u>Rates and Charges</u>	116
4.6.1 Nonrecurring Charges.....	116
4.6.2 Switched Transport.....	116
4.6.3 End Office Services.....	118
4.6.4 Information Surcharge.....	119
4.6.5 FGA and BSA-A Usage Sensitive Credit Allowance.....	119
4.6.6 Assumed Minutes of Use Surrogate.....	119
4.6.7 Switched Access Cross Connect.....	119
4.6.8 Basic Service Elements (BSE).....	119

FACILITIES FOR INTRASTATE ACCESS

4. SWITCHED ACCESS (Cont'd)

4.1 General

Switched Access provides two-point communications paths between the point of termination at a Customer designated location (CDL) and the points of termination at Telephone Company end user premises within the Access Area. Each path is established through the use of Switched Transport (Entrance Facilities, Direct-Trunked Transport and/or Tandem Switched Transport), End Office Services, and Common Lines or Special Access Lines. Switched Access provides for the ability to originate calls from an end user's premises to the CDL and to terminate calls from the CDL to an end user's premises. Specific descriptions of Switched Access are in 4.2. Switched Access Services may be connected to a Customer's transmission equipment and facilities using a DS1 or DS3 Cross Connect arrangement where the Customer is provided Expanded Interconnection Service as defined in Section 17.

Switched Access services, when used to provide Tandem Switch Signaling (TSS) may be connected to a Customer's access tandem via switched transport services or to a Customer's transmission equipment and facilities using a DS1 or DS3 Cross Connect arrangement where the Customer is provided Expanded Interconnection Service as described in Section 17. TSS is available only with FGD and BSA-D Switched Access, 500 SAC Access and 900 SAC Access Services provided from equal access end offices. TSS is provided in multifrequency (MF) address signaling format from equal access end offices. TSS is also provided in SS7 Out of Band signaling format at suitably equipped (Service Switching Point) end offices. TSS is not available from end offices that use alternate technologies to provide equal access capabilities, nor from Telephone Company access tandems.

Switched Access Feature Groups are ordered in either quantities of lines, trunks or in Busy Hour Minutes of Capacity (BHMC). FGA and BSA-A is furnished on a per-line basis, and FGB, FGC, FGD, BSA-B, BSA-C, BSA-D and SAC Access Service are furnished on a per-trunk basis in accordance with the capacity ordered in trunks or BHMC.

Quantities of lines, trunks or total BHMC of the circuit group connecting the first point of switching and the CDL are determined at the Telephone Company's first point of switching.

A Customer may designate one or more CDLs within the LATA for FGA, FGB, FGC, FGD, BSA-A, BSA-B, BSA-C and BSA-D Switched Access or SAC Access Service.

When Switched Access is ordered in BHMC, the BHMC must be differentiated by Feature Group type and directionality of traffic as in 4.3.2 in order for the Telephone Company to properly design Switched Access to meet the traffic carrying capacity requirements of the Customer.

FACILITIES FOR INTRASTATE ACCESS

4. SWITCHED ACCESS (Cont'd)

4.1 General (Cont'd)

When a Customer plans to use Switched Access in connection with the resale of services of a Customer, the provisions for such Switched Access charges are in Section 12.

Switched Access is provided with basic testing as described in 4.2.1(A)(9), (B)(11), (C)(11), (D)(11), and 4.2.7. Additional testing is provided as described in 6.6. Testing is provided only on the FIA supplied by the Telephone Company.

Shared use between Switched Access and Special Access over high capacity facilities is described in 5.6.7.

Switched Access may be ordered by the Customer for mixed intrastate and interstate communications as in 4.3.2 and 4.3.3.

4.2 Description of Switched Access

Switched Access is provided in conjunction with either of two types of access services, bundled Feature Groups or unbundled Basic Serving Arrangements (BSAs). BSAs, described in 4.2.2, are provided in two basic categories differentiated by their technical characteristics and how they connect, line side or trunk side connection, to the Telephone Company's first point of switching. The trunk side BSA is further differentiated into three alternatives based upon how the end user accesses the trunk side BSA, with or without an access code. Feature Group A (FGA) and Basic Serving Arrangement A (BSA-A) are defined as line side connections to the Telephone Company's network. Feature Group B (FGB), Feature Group C (FGC), Feature Group D (FGD), Basic Serving Arrangement Alternative B (BSA-B), Basic Serving Arrangement Alternative C (BSA-C), and Basic Serving Arrangement Alternative D (BSA-D) are defined as trunk side connections to the Telephone Company's network. The use of a line side or trunk side switched access connection is dependent upon the switched access arrangement ordered by the Customer. Feature Groups and BSAs are arranged for either originating, terminating, or two-way calling, based on the end office switching capacity ordered. Originating calling permits the delivery of calls from Telephone Company exchange service locations to the Customer's premises. Terminating calling permits the delivery of calls from the Customer's premises to Telephone Company exchange service locations. Two-Way calling permits the delivery of calls in both directions, but not simultaneously.

Switched Access will be provided as both Feature Groups and BSAs to Telephone Company end offices either directly routed or routed via an access tandem, except as set forth following:

- Feature Group and BSA trunk side equivalents (FGB and BSA-B, FGC and BSA-C, and FGD and BSA-D) may not be provided for the same Carrier Identification Code (CIC) and/or Billing Account Number (BAN) at Telephone Company end offices which subtend the same tandem. When a Telephone Company end office subtends multiple tandems, Feature Group and BSA trunk side equivalents may not be provided for the same CIC and/or BAN at any Telephone Company end office which subtends either tandem.
- Feature Group and BSA line side equivalents (FGA and BSA-A) may not be mixed in the same multiline hunt group.

4.2.1 Descriptions of Feature Groups

The Telephone Company, under the ordering provisions in Section 3, at rates and charges as specified in 4.6, will provide Switched Access Feature Groups as follows:

(A) Feature Group A

Feature Group A (FGA), which is available to all Customers, provides line-side access to Telephone Company end office switches with an end user access code of NXX-XXXX for the Customer's use in originating and terminating communications. FGA is available as Message Telecommunications Service-type or Wide Area Telecommunications Service-type (MTS/WATS-type) access or as Foreign Central Office/Off Network Access Line (FCO/ONAL) open end access for Customer provided intrastate communications capability or connection to an interexchange intrastate service.

FACILITIES FOR INTRASTATE ACCESS

4. **SWITCHED ACCESS** (Cont'd)

4.2 Description of Switched Access (Cont'd)

4.2.1 Descriptions of Feature Groups (Cont'd)

(A) Feature Group A (Cont'd)

- (1) FGA is provided at all Telephone Company end office switches and switches Customer communications to and from Common Lines, or Special Access Lines, as in 4.2.1(A).

FGA utilizes a two-point electrical communications path between the Interface Arrangement and the Common Line or Special Access Line which is a voice grade transmission path comprised of any form or configuration of plant capable of, and typically used in the telecommunications industry for, the transmission of the human voice and associated telephone signals within the frequency bandwidth of approximately 300 to 3000 Hz.

- (2) FGA is provided as line-side switching through end office switch line equipment. Line-side switching may, at the option of the Customer, be provided with ground start supervisory signaling or loop start supervisory signaling.
- (3) The Customer shall select the first point of switching, within the selected FGA Access Area.
- (4) FGA is arranged for originating calling only, terminating calling only or two-way calling. The Telephone Company will determine the type of calling to be provided unless the Customer requests the option, Customer Specification of Switched Access Directionality as described in 4.2.5(H). For such specification, additional charges on an Individual Case Basis will apply if the calling arrangements are different than that the Telephone Company would have provided without such special arrangements. Originating calling permits the origination of calls from the end user to the CDL. Terminating calling permits the termination of calls from the CDL to the end user. Two-way calling permits either the origination or termination of calls, but not simultaneously.
- (5) FGA, when being used in the terminating direction, is arranged with dial tone start-dial signaling and dial pulse address signaling. FGA, when being used in the terminating direction, may, at the option of the Customer, be arranged for Dual Tone Multifrequency (DTMF) address signaling, subject to availability of equipment in the end office from which FGA is provided. When FGA is provided in a Hunt Group Arrangement or Uniform Call Distribution Arrangement, all FGA will be arranged for the same type of signaling.

No address signaling is provided by the Telephone Company when FGA is used in the originating direction. Address signaling in such cases, if required by the Customer, must be provided by the end user using inband tone signaling techniques. Such inband tone address signals will be subject to the ordinary transmission capabilities of the Switched Transport provided.

FACILITIES FOR INTRASTATE ACCESS

4. SWITCHED ACCESS (Cont'd)

4.2 Description of Switched Access (Cont'd)

4.2.1 Descriptions of Feature Groups (Cont'd)

(A) Feature Group A (Cont'd)

- (6) FGA, when used in the terminating direction, may be used to access valid NXXs in the FGA Access Area. For FGA, the Access Area is defined as the local calling area of the end office switch from which the FGA is provided. The description of any specific FGA Access Area will be provided to the Customer upon request. Access is also provided for Extended FGA terminating calls established on a 1+ basis (i.e., toll) outside the specific FGA Access Area (i.e., local calling area) however inside the LATA. When a FGA Customer chooses to terminate toll calls outside the LATA via an Interexchange Carrier's Service (i.e., no screening or blocking performed by Customer), the rates and charges in 4.5.2(H)(3) apply. The Telephone Company may, at the Customer's request, and depending on the technical capabilities, screen and block such interLATA calls. Access is also provided to local operator service (0- and 0+), directory assistance (411 and 555-1212), emergency reporting service (911), local telephone repair (611), information services (e.g., time and temperature) and IC services (by dialing the appropriate digits). The Customer will be billed for an operator surcharge as in the Telephone Company General and/or Local Tariffs, for local operator assistance (0-) calls; certain community information service calls; directory assistance (411 and 555-1212) calls; and Customer call charges in accordance with other IC tariffs in force when the Telephone Company performs the billing for such Customer calls.

Access to these services may, at the option of the Customer, be blocked when the Call Denial on Line or Hunt Group three digit or six digit dial code screening arrangements are provided, subject to the availability of the equipment in the end office from which FGA is provided. Call Denial on Line or Hunt Group is an arrangement which will screen terminating calls except calls to 411, 611, 911, 800, 888, 555-1212, and a set of NXXs selected by the Customer, in cooperation with the Telephone Company for each end office switch and route all other calls to reorder tone or recorded announcement.

Three digit dial code screening is an arrangement which will screen terminating calls and allow completion of calls to one or more specific NXXs (or all NXXs) within the Home NPA, or calls to one, two, or three digit service codes (e.g., 0, 411) and route all others to reorder tone or recorded announcement.

Six digit dial code screening is an arrangement which will screen Access Area terminating calls and allow completion of calls to selected NXXs within foreign NPAs and route all other calls in the foreign NPA to reorder tone or recorded announcement.

- (7) FGA is provided on a single line basis. FGA may, at the option of the Customer, be provided in a Hunt Group Arrangement or a Uniform Call Distribution Arrangement. When FGA is provided with these arrangements, the FGA may also, at the option of the Customer, be provided with a Nonhunting Number Arrangement. The Uniform Call Distribution Arrangement and the Nonhunting Number Arrangement are only available from certain Telephone Company end office switches. All FGA in a Hunt Group Arrangement or Uniform Call Distribution Arrangement with the Nonhunting Number Arrangement will be similarly arranged.

FACILITIES FOR INTRASTATE ACCESS

4. SWITCHED ACCESS (Cont'd)

4.2 Description of Switched Access (Cont'd)

4.2.1 Descriptions of Feature Groups (Cont'd)

(A) Feature Group A (Cont'd)

- (8) A seven digit telephone number assigned by the Telephone Company is provided for access to FGA in the originating direction. The seven digit local telephone number will be associated with the selected end office switch and is of the form NXX-XXXX. If the Customer requests a specific seven digit telephone number that is not currently assigned and the Telephone Company can, with reasonable effort, comply with that request, the requested number will be assigned to the Customer.
- (9) FGA is provided with basic testing at no additional charge. Basic tests include: loss, 3 tone slope, (C-message and C-notched), dc continuity and when applicable operational signaling.
 - (a) Where Telephone Company equipment is available a seven digit access number will be provided to the Customer for testing in the terminating direction. These access numbers shall include: balance (100 type) test line, and milliwatt (102 type) test line.

Additional testing will apply as in 6.6 when: (a) the Customer requests a test not specified in the preceding; (b) the test requested is not essential to the ongoing maintenance of FGA; or (c) the Customer requests testing on a more frequent basis than scheduled for in the Telephone Company's Central Office Maintenance Planning System (COMPS). The Telephone Company will routinely perform maintenance testing from the dial tone end office to the Customer's first point of switching.

- (10) When all FGA for an individual Customer (a single line or entire hunt group) is discontinued at an end office, a regular number intercept announcement is provided. This arrangement provides, for a limited period of time, an announcement that the service associated with the number dialed has been disconnected.
- (11) FGA is provided with either Type B or Type C transmission performance. The parameters associated with these performances are guaranteed to the first point of switching. Type C transmission performance is provided with Interface Arrangement 1 and Type B is provided with Interface Arrangements 2 through 10. In addition, Data Transmission Parameters may, at the option of the Customer, be provided with FGA.

(B) Feature Group B

Feature Group B (FGB), which is available to all Customers, provides trunk-side access to Telephone Company end office switches with an associated uniform 950-XXXX access code for originating and terminating communications for Customer provided intrastate communications capability or connection to an interexchange intrastate service.

FACILITIES FOR INTRASTATE ACCESS

4. SWITCHED ACCESS (Cont'd)

4.2 Description of Switched Access (Cont'd)

4.2.1 Descriptions of Feature Groups (Cont'd)

(B) Feature Group B (Cont'd)

- (1) FGB, when provided without the use of a Telephone Company access tandem switch (in a directly routed arrangement), is provided at all Telephone Company appropriately equipped electronic end office switches. When provided via Telephone Company appropriately equipped electronic access tandem switches, FGB End Office Services are provided at all Telephone Company subtending end office switches in the terminating direction and at appropriately equipped end offices in the originating direction utilizing the end user access code of 950-XXXX. For those subtending end offices that are not appropriately equipped, access in the originating direction is available by the end user access code of 1+950-XXXX.

FGB utilizes a two-point electrical communications path between the Interface Arrangement and Common Line or a Special Access Line, as in 4.2.1(B), which is a voice grade transmission path comprised of any form or configuration of plant capable of, and typically used in the telecommunications industry for, the transmission of the human voice and associated telephone signals within the frequency bandwidth of approximately 300 to 3000 Hz.

- (2) FGB is provided as trunk-side switching through the use of end office switch trunk equipment. The switch trunk equipment is provided with wink start pulsing and answer and disconnect supervisory signaling.
- (3) The Telephone Company will select the trunking arrangement from the end office, within the selected Access Area from which FGB is to be provided. If the Customer orders an Automatic Number Identification (ANI) Arrangement or Rotary Dial Station Signaling, where available, special routing and trunking arrangements may be required.
- (4) FGB is arranged for either originating, terminating, or two-way calling based on the trunks or BHMC ordered. The Telephone Company will determine the type of directional calling to be provided unless the Customer requests the option, Customer Specification of Switched Access Directionality as described in 4.2.5(H). For such specification, additional charges on an Individual Case Basis will apply if the calling arrangements are different from that the Telephone Company would have provided without such special arrangements. Originating calling permits the origination of calls from the end user to the CDL. Terminating calling permits the termination of calls from the CDL to the end user. Two-way calling permits either the origination or termination of calls, but not simultaneously.
- (5) FGB, when being used in the terminating and originating direction, is provided with multifrequency address signaling. At the option of the Customer, up to 7 Digits Outpulsing of Access Digits to the Customer will be provided in the originating direction by the Telephone Company equipment to the CDL where the FGB terminates. Except for FGB provided with the ANI arrangement or Rotary Dial Station Signaling as in 4.2.5(M), any other address signaling in the originating direction, if required by the Customer, must be provided by the end user using inband tone signaling techniques. Such inband tone address signals will not be regenerated by the Telephone Company and will be subject to the ordinary transmission capabilities of the Switched Transport provided.

FACILITIES FOR INTRASTATE ACCESS

4. **SWITCHED ACCESS** (Cont'd)

4.2 Description of Switched Access (Cont'd)

4.2.1 Descriptions of Feature Groups (Cont'd)

(B) Feature Group B (Cont'd)

- (6) FGB, when being used in the terminating direction, may be used to access valid NXXs in the FGB Access Area. If the FGB connection is made directly to an end office the Access Area is that of that end office only. If the FGB connection is made to an access tandem the Access Area is that of all end offices subtending that access tandem. The description of any FGB Access Area will be provided to the Customer upon request. Access is also available to information services (e.g., time and temperature) and IC services by dialing the appropriate digits and other services when those services can be reached using valid NXX codes. Premium End Office Switching - Bundled (EOSB) rates in 4.5.2(H)(5) and 4.6.3(B) apply to all FGB usage originating or terminating at an equal access end office. When a provider of MTS and WATS subscribes to FGB and FGC at an end office, FGC usage and FGB terminating usage will be subject to premium EOSB rates and FGB originating usage will be subject to nonpremium EOSB rates.
- (7) A separate trunk group will be established based on the directionality (i.e., originating only, terminating only, or two-way traffic) of the FGB arrangement provided.
- (8) The access code for FGB is a uniform access code in the form of 950-XXXX. For end offices not appropriately equipped an IC may instruct their end users to access the FGB by dialing 1+950-XXXX.
- (9) FGB may, at the option of the Customer, be arranged to provide an ANI arrangement to obtain the calling station billing numbers. ANI is not available if the FGB connection is at an access tandem. The ANI arrangement provides seven digit calling station billing number information to the CDL. In those situations where no billing number is available in the end office switch, as with 4/8 party service, no seven digit number will be provided and an "operator identification" information digit will be provided.

In those cases where an ANI failure has occurred in the end office switch, no seven digit number will be provided, and an "identification failure" information digit will be provided. ANI will be available using multifrequency signaling provided by the Telephone Company.

Rotary Dial Station Signaling will be made available in certain end offices using dial repeating equipment provided by the Telephone Company. The Customer must order Switched Transport arranged to pass the dial repeating signals. FGB is provided in directly routed arrangements where the ANI or Rotary Dial Station Signaling arrangements are provided.

Only calls from end users terminated on the end office switch will be provided with the ANI or Rotary Dial Station Signaling arrangements.

- (10) The Telephone Company will determine the end office ANI protocol for FGB. The Telephone Company makes no guarantee that ANI will be available at all end offices which have access to FGB.

FACILITIES FOR INTRASTATE ACCESS

4. SWITCHED ACCESS (Cont'd)

4.2 Description of Switched Access (Cont'd)

4.2.1 Descriptions of Feature Groups (Cont'd)

(B) Feature Group B (Cont'd)

- (11) FGB is provided with basic testing at no additional charge. Basic tests include: loss, 3 tone slope, (C-message and C-notched noise) and where applicable, dc continuity, signaling and balance testing.
- (a) Where Telephone Company equipment is available, a seven digit access number will be provided to the Customer for testing in the terminating direction. These access numbers shall include: balance (100 type) test line, milliwatt (102 type) test line, data transmission (107 type) test line, loop around test line, short circuit test line and open circuit test line.
- (b) Where Telephone Company equipment is available and the Customer is equipped with compatible remote office test lines, FGB will be provided with automatic testing (105 type or equivalent) in the originating direction.

Additional testing charges apply as in 6.6 when: (a) the Customer requests a test not specified in the preceding; (b) the test requested is not essential to the ongoing maintenance of FGB; or (c) the Customer requests testing on a more frequent basis than scheduled in the Telephone Company's Central Office Maintenance Planning System (COMPS). The Telephone Company will routinely perform maintenance testing from its access tandem or end office (if direct routed) to the Customer's first point of switching.

- (12) When all FGB is discontinued at an end office and/or in an Access Area, a regular number intercept announcement is provided. This arrangement provides, for a limited period of time, an announcement that the FGB associated with the number dialed has been disconnected.
- (13) FGB is provided with either Type B or Type C transmission performance. The parameters associated with these performances are guaranteed to the end office, when routed directly, or to the first point of switching, when routed via an access tandem. Type C transmission performance is provided with Interface Arrangement 1 and Type B is provided with Interface Arrangements 2 through 10. In addition, Data Transmission Parameters may, at the option of the Customer, be provided with FGB.
- (14) FGB may at the option of the Customer and with the concurrence of the Telephone Company, be provided with Alternate Traffic Routing. This arrangement, as shown in 4.2.5(A), delivers originating traffic from an end office over a designated trunk group to the CDL. When that trunk group is fully loaded, additional originating traffic is automatically delivered over one or more designated trunk groups to one or more CDLs.

FACILITIES FOR INTRASTATE ACCESS

4. SWITCHED ACCESS (Cont'd)

4.2 Description of Switched Access (Cont'd)

4.2.1 Descriptions of Feature Groups (Cont'd)

(C) Feature Group C

Feature Group C (FGC) provides trunk-side access to Telephone Company end office switches for providers of MTS and WATS for originating and terminating communications. FGC is available in all end offices which are not equipped for FGD or BSA-D End Office Services.

- (1) FGC is provided at all Telephone Company end office switches or Telephone Company designated access tandem switches. FGC is available at an end office switch unless FGD or BSA-D is provided in the same office. When FGD or BSA-D is available, FGC will be discontinued as soon as the conversion to FGD or BSA-D can be arranged.

FGC utilizes a two-point electrical communications path between the Interface Arrangement and Common Line or Special Access Line which is a voice grade transmission path comprised of any form or configuration of plant capable of, and typically used in the telecommunications industry for, the transmission of the human voice and associated signals within the frequency bandwidth of approximately 300 to 3000 Hz.

- (2) FGC is provided as trunk-side switching through the use of end office switch trunk equipment. The switch trunk equipment is provided with answer and disconnect supervisory signaling. Wink start pulsing signals are provided in all offices where available. In those offices where wink start pulsing signals are not available, delay dial start pulsing signals will be provided.
- (3) The Telephone Company will select the trunking arrangement from the end office within the selected Access Area from which FGC is to be provided. If the Customer orders an ANI arrangement or Service Class Routing Arrangement, special routing and trunking arrangements may be required.
- (4) FGC is arranged for either originating calling only, terminating calling only, or two-way calling based on the trunks or BHMC ordered. The Telephone Company will determine the type of Directional calling to be provided unless the Customer requests the option, Customer Specification of Directionality as described in 4.2.5(H). For such specification, additional charges on an Individual Case Basis will apply if the trunk group Routing arrangements are different from that the Telephone Company would have provided without such special arrangements. Originating calling permits the origination of calls from the end user to the CDL. Terminating calling permits the termination of calls from the CDL to the end user. Two-way calling permits either the origination or termination of calls, but not simultaneously.
- (5) FGC is provided with multifrequency address signaling except in certain electromechanical end office switches where multifrequency signaling is not available. In such electromechanical end office switches, the address signaling will be dial pulse or revertive pulse signaling, whichever is available. Dial pulse address signaling may, at the option of the Customer, be provided in lieu of multifrequency address signaling if such signaling facilities are available in the end office. Up to twelve digits of the called party number dialed by the Customer's end user will be provided by Telephone Company equipment to the CDL where the FGC terminates. Such called party number signals will be subject to the ordinary transmission capabilities of the Switched Transport provided.

FACILITIES FOR INTRASTATE ACCESS

4. SWITCHED ACCESS (Cont'd)

4.2 Description of Switched Access (Cont'd)

4.2.1 Descriptions of Feature Groups (Cont'd)

(C) Feature Group C (Cont'd)

- (6) FGC, when being used in the terminating direction, may be used to access NXXs in the FGC Access Area. If the FGC connection is made directly to an end office the Access Area is that of that end office only. If the FGC connection is made to a Telephone Company access tandem the Access Area is that of all end offices subtending that Telephone Company access tandem. The description of any FGC Access Area will be provided to the Customer upon request. Access is also available to Directory Assistance and other services (by dialing the appropriate codes) when the services can be reached using valid NXX codes.
- (7) A separate trunk group will be established based on the directionality (i.e., originating only, terminating only, or two-way traffic) of the FGC arrangement provided.
- (8) No access code is required for FGC. In certain locations, due to Central Office equipment limitations, two or three digit access codes may be used. The telephone number dialed by AT&TC's end user shall be a seven or ten digit number for calls in the North American Numbering Plan (NANP). For international calls outside the NANP, a five to twelve digit number may be dialed. The form of the numbers dialed by AT&TC's end user is NXX-XXXX, 0 or 1 + NXX-XXXX, NPA + NXX-XXXX, 0 or 1 + NPA + NXX-XXXX, and, when the International Direct Distance Dialing Arrangement (IDDD) is provided, 01 + CC + NN or 011 + CC + NN (NN = City Code).
- (9) FGC may, at the option of the Customer, be arranged to provide an ANI arrangement to obtain the calling station billing number. The ANI arrangement provides seven digit station billing number information to the CDL. In those situations where no billing number is available in the end office switch, as with 4/8 party service, no seven digit number will be provided and an "operator identification" information digit will be provided.

In those cases where an ANI failure has occurred in the end office switch, no seven digit number will be provided and an "identification failure" information digit will be provided. ANI will be made available using multifrequency signaling provided by the Telephone Company.

FGC is provided in directly routed arrangements to the end office switch where the ANI arrangement is provided. The Telephone Company will determine the end office ANI protocol for FGC.

Only calls from end users terminated on the end office switch will be provided with the ANI arrangement. ANI is provided from end offices for which Telephone Company recording for end user billing is not provided, or where it is not required, as with 800/877/888 Service. It is not provided from end offices for which the Telephone Company needs to forward ANI to its recording equipment.

- (10) FGC may, at the option of the Customer, be arranged for International Direct Distance Dialing (IDDD) arrangement in the originating direction. End offices or Telephone Company access tandems equipped for IDDD will be designated by the Telephone Company. The CDL must be equipped to receive the IDDD supervisory and address signals and the CDL must provide operator assistance to the end users if necessary to obtain the IDDD address signals once the CDL acknowledges it is ready to receive IDDD address signals.

FACILITIES FOR INTRASTATE ACCESS

4. SWITCHED ACCESS (Cont'd)

4.2 Description of Switched Access (Cont'd)

4.2.1 Descriptions of Feature Groups (Cont'd)

(C) Feature Group C (Cont'd)

- (11) FGC is provided with basic testing at no additional charge. Basic tests include: loss, 3 tone slope, (C-message and C-notched), and where applicable, signaling and balance testing.
- (a) Where Telephone Company equipment is available, a seven digit access number will be provided to the Customer for testing in the terminating direction. The access number shall include: balance (100 type) test line, milliwatt (102 type) test line, automatic transmission measuring (105 type) test line, data transmission (107 type) test line, nonsynchronous or synchronous test line, loop around test line, short circuit test line and open circuit test line.
- (b) Where Telephone Company equipment is available and the Customer is equipped with compatible equipment (remote office test lines and 105 test lines with associated responders or their functional equivalent), FGC will be provided with automatic testing.
- (c) At the option of the Telephone Company, cooperative testing may be provided in lieu of automatic testing. Cooperative testing is where the Telephone Company provides a technician at its office(s) and the Customer provides a technician at its CDL, with suitable test equipment to perform the required tests. The Telephone Company will routinely perform maintenance testing from its access tandem or end office (if direct routed) to the Customer's first point of switching.

Additional testing charges will apply as in 6.6 when: (a) the Customer requests a test not specified in the preceding; (b) the test requested is not essential to the ongoing maintenance of FGC; or (c) the Customer requests testing on a more frequent basis than scheduled in the Telephone Company's Central Office Maintenance Planning System (COMPS).

- (12) FGC may, at the option of the Customer, be provided with Alternate Traffic Routing. This arrangement, as shown in 4.2.5(A), delivers originating traffic from an end office over a designated trunk group to the CDL. When that trunk group is fully loaded, additional originating traffic is automatically delivered over one or more designated trunk groups to one or more CDLs.
- (13) FGC may, at the option of the Customer, be provided with a Service Class Routing Arrangement. This arrangement allows originating traffic to be delivered over selected trunk groups to specified CDL based on service prefix (e.g., 0-, 0+, 1+, 01, 011); service class codes (e.g., 500, 700, 800, 888, 900); or end user originating line class of service (e.g., coin, multiparty, hotel/motel).
- (14) FGC may, at the option of the Customer, be provided with a Trunk Access Limitation Arrangement in all Telephone Company end offices. This arrangement provides for the routing of designated (e.g., 900 Service Code) originating calls to a specified number of transmission paths in a trunk group to the CDL in order to limit the amount of such traffic that can be completed.

FACILITIES FOR INTRASTATE ACCESS

4. SWITCHED ACCESS (Cont'd)

4.2 Description of Switched Access (Cont'd)

4.2.1 Descriptions of Feature Groups (Cont'd)

(C) Feature Group C ((Cont'd)

(15) FGC is provided with the following features in the originating direction for operator assistance services. FGC may require the routing by Service Class Routing Arrangement as in 4.2.1(C)(15).

(a) Operator Assistance-Coin Control Arrangements for Telephone Company end offices where equipment is available - Such arrangements provide coin return control and routing of 0+, 0-, 01+ and 011+ prefixed originating calls to the CDL. The operator services system arrangement for receipt of 0+, 0-, 1+, 01+ and 011+ calls may, at the option of the Customer, be provided with the ANI arrangement. The cord board arrangement for receipt of 0- originating calls is not provided with ANI. FGC is provided in a directly routed arrangement where the Operator Assistance-Coin Control arrangement is provided. Only calls from coin station lines terminated on the end office switch where the Operator Assistance-Coin Control Arrangement is provided will be provided to the CDL.

(b) Operator Assistance-Noncoin Arrangements in all Telephone Company end offices - Such arrangements provide routing of 0+, 0-, 1+, 01+, and 011+ prefixed originating calls to the CDL. This arrangement for receipt of 0+, 0-, 1+, 01+, and 011+ originating calls may, at the option of the Customer, be provided with the ANI arrangement.

The cord board arrangement for receipt of 0- originating calls is not provided with ANI. FGC is provided in a directly routed arrangement where the Operator Assistance-Noncoin Arrangement is provided. Only calls from end users terminated on the end office switch where the Operator Assistance-Noncoin Arrangement is provided will be provided to the CDL.

(c) Operator Assistance - Combined (coin and noncoin) Arrangements in Telephone Company end offices where equipment is available - This arrangement provides the combined features described in (a) and (b).

(16) FGC is provided with either Type B or Type C transmission performance as follows: a) when routed directly to the end office, either Type B or Type C is provided; b) when routed to an access tandem, only Type B is provided; or c) Type B or Type C is provided on the transmission path from the access tandem to the end office. Type C transmission performance is provided with Interface Arrangement 1 when routed directly to an end office. Type B is provided with Interface Arrangements 2 through 10 whether routed directly to an end office or to an access tandem. In addition, Data Transmission Parameters may, at the option of the Customer, be provided with FGC.

FACILITIES FOR INTRASTATE ACCESS

4. SWITCHED ACCESS (Cont'd)

4.2 Description of Switched Access (Cont'd)

4.2.1 Descriptions of Feature Groups (Cont'd)

(D) Feature Group D

Feature Group D (FGD), which is available to all Customers, provides trunk-side access to Telephone Company end office switches with an associated 101XXXX access code for providers of MTS/WATS and MTS/WATS-type services for originating and terminating communications for Customer-provided intrastate communications capability or connections to an interexchange intrastate service.

- (1) FGD is provided at Telephone Company appropriately equipped electronic end office switches.

FGD utilizes a two-point electrical communications path between the Interface Arrangement and Common Line or Special Access Line which is a voice grade transmission path comprised of any form or configuration of plant capable of, and typically used in the telecommunications industry for, the transmission of the human voice and associated telephone signals within the frequency bandwidth of approximately 300 to 3000 Hz.

SS7 Out of Band Signaling for FGD is provided at suitably equipped Telephone Company end office or access tandem switches.

- (2) FGD is provided as trunk-side switching through the use of end office or Telephone Company access tandem switch trunk equipment. The switch trunk equipment is provided with answer and disconnect supervisory signaling and wink start pulsing signals except when SS7 Out of Band Signaling is specified.
- (3) The Telephone Company will select the trunking arrangement from the end office, within the selected Access Area from which FGD is to be provided. If the Customer orders an Automatic Number Identification (ANI) Arrangement, Alternate Traffic Routing Arrangement, Service Class Routing Arrangement, Trunk Access Limitation Arrangement, or Operator Assistance Full Feature Arrangement, special routing and trunking arrangements may be required.
- (4) FGD is arranged for either originating calling only, terminating calling only, or two-way calling and based on the trunks or BHMC ordered. The Telephone Company will determine the type of directional calling to be provided unless the Customer orders an Operator Assistance Full Feature Arrangement or requests the option, Customer Specification of Switched Access Directionality as described in 4.2.5(H). For such arrangements, additional charges on an Individual Case Basis will apply if the trunking arrangements are different from that the Telephone Company would have provided without such special arrangements. Originating calling permits the origination of calls from the end user to the CDL. Terminating calling permits the termination of calls from the CDL. Two-way calling permits either the origination or termination of calls, but not simultaneously.
- (5) FGD is provided with multifrequency address signaling or SS7 Out of Band Signaling. Up to twelve digits of the called party number dialed by the end user will be provided by Telephone Company equipment to the CDL where the FGD terminates. Such address signals will be subject to the ordinary transmission capabilities of the Switched Transport provided.

FACILITIES FOR INTRASTATE ACCESS

4. SWITCHED ACCESS (Cont'd)

4.2 Description of Switched Access (Cont'd)

4.2.1 Descriptions of Feature Groups (Cont'd)

(D) Feature Group D (Cont'd)

- (6) FGD, when being used in the terminating direction, may be used to access valid NXXs in the FGD Access Area. If the FGD connection is made directly to an end office the Access Area is that of that end office only. If the FGD connection is made to a Telephone Company access tandem, the Access Area is all end offices subtending that access tandem that have FGD capabilities. When the Customer wants access to all end offices subtending that access tandem (both equal access and non equal access) a single FGD trunk group may be used. Traffic terminating at a non equal access end office using a FGD trunk group will be ordered as FGB or FGC and billed at FGB or FGC rates. Separate trunk groups for the combined use of FGD and FGB or FGD and FGC are not required. The description of any FGD Access Area will be provided to the Customer upon request. FGD may also be used in the terminating direction to access information services (e.g., time and temperature) and other services by dialing the appropriate codes when the services can be reached using valid NXX codes.
- (7) A separate trunk group will be established based on directionality (i.e., originating only, terminating only, or two-way traffic) of the FGD arrangement provided.
- (8) The access code for FGD is a uniform access code of the form 101XXXX. No access code is required if the end user's Telephone Company local service is arranged for Primary Interexchange Carrier (PIC) arrangement as in 6.5 to the same Customer. The number dialed by the end user shall be a seven or ten digit number for calls in the North American Numbering Plan (NANP). For international calls outside the NANP, a five to twelve digit number may be dialed. The form of the numbers dialed by the end users is NXX-XXXX, 0 or 1 + NXX-XXXX, NPA + NXX-XXXX, 0 or 1 + NPA + NXX-XXXX, and, when the International Direct Distance Dialing Arrangement (IDDD) is provided, 01 + CC + NN or 011 + CC + NN. When the 101XXXX access code is used, FGD also provides for dialing the digit 0 for access to the Customer's operator, or the end-of-dialing digit (#) for cut-through access to the CDL. FGD also provides for the dialing of digits 00 for access on a non-DDD basis to the Customer's operator when the end user's service is designated to the Customer as in 6.5 and 4.2.5(V). A single access code will be the assigned number for all FGD provided to the Customer by the Telephone Company.

In addition to the standard 101XXXX access code, the Customer has the option to use 950-XXXX as an access code for FGD Switched Access Service. When the Customer orders FGD Switched Access Service with 950-XXXX Access as described in 4.2.5(T), FGD switched access calls may also be originated by using the Customer's 950-XXXX access code(s). All such calls will be rated as FGD switched access calls.

FGD, provided with multifrequency address signaling or SS7 Out of Band Signaling, is arranged to receive address signaling through the use of Dual Tone Multifrequency (DTMF) or dial pulse address signaling from the end user.

FACILITIES FOR INTRASTATE ACCESS

4. SWITCHED ACCESS (Cont'd)

4.2 Description of Switched Access (Cont'd)

4.2.1 Descriptions of Feature Groups (Cont'd)

(D) Feature Group D(Cont'd)

- (9) FGD may, at the option of the Customer, be arranged to provide ANI arrangement to obtain the calling station billing number. The ANI arrangement provides ten digit station billing number information to the CDL. When SS7 Out of Band Signaling is specified, the Customer may obtain an ANI equivalent by ordering the Charge Number optional feature as described in 4.2.5(AB). In those situations where no billing number is available in the end office switch, as with 4/8 party service, no ten digit number will be provided, only the area code and an "operator identification" information digit will be provided.

In those cases where an ANI failure has occurred in the end office switch, no ten digit number will be provided, and an "identification failure" information digit will be provided. ANI will be made available using multifrequency signaling provided by the Telephone Company.

Dependent upon the group type, the ANI spill may be forwarded prior to the called number in appropriately equipped end offices. When the ANI spill is sent prior to the called number, ten digits will be forwarded (NPA + NXX-XXXX). When the ANI spill is sent after the called number, the conventional seven digits will be forwarded. The Telephone Company will determine the sequencing and protocol of the ANI spill and called number.

- (10) FGD may, at the option of the Customer, be arranged for the International Direct Distance Dialing (IDDD) Arrangement in the originating direction. End offices or Telephone Company access tandem switches which are equipped for IDDD will be designated by the Telephone Company. The CDL must be equipped to receive the IDDD supervisory and address signals and the CDL must provide operator assistance to the end users if necessary to obtain the IDDD address signals once the CDL acknowledges it is ready to receive IDDD address signals.

FGD may also be arranged to forward the international calls of one or more international carriers to the Customer. This arrangement requires verification by the Telephone Company that the Customer is authorized to forward such calls.

- (11) FGD is provided with basic testing at no additional charge. Basic tests include: loss, 3 tone slope, (C-message and C-notched), and where applicable, signaling and balance testing.
- (a) Where Telephone Company equipment is available, a seven digit access number will be provided to the Customer for testing in the terminating direction. These access numbers shall include: balance (100 type) test line, milliwatt (102 type) test line, nonsynchronous or synchronous test line, automatic transmission measuring (105 type) test line, data transmission (107 type) test line, loop around test line, short circuit test line and open circuit test line. Access to test lines by other than seven digits is at the option of the Telephone Company and may vary in availability.

FACILITIES FOR INTRASTATE ACCESS

4. SWITCHED ACCESS (Cont'd)

4.2 Description of Switched Access (Cont'd)

4.2.1 Descriptions of Feature Groups (Cont'd)

(D) Feature Group D (Cont'd)

(11) (Cont'd)

- (b) Where Telephone Company equipment is available and the Customer is equipped with compatible equipment (remote office test lines and 105 test lines with associated responders or their functional equivalent), FGD will be provided with automatic testing.
 - (c) At the option of the Telephone Company, cooperative testing may be provided in lieu of automatic testing. Cooperative testing is where the Telephone Company provides a technician at its office(s) and the Customer provides a technician at its CDL, with suitable test equipment to perform the required tests. The Telephone Company will routinely perform maintenance testing from its access tandem or end office (if direct routed) to the Customer's first point of switching. Additional testing charges will apply as in 6.6 when:
 - (a) the Customer requests a test not specified in the preceding;
 - (b) the test requested is not essential to the ongoing maintenance of FGD; or
 - (c) the Customer requests testing on a more frequent basis than scheduled in the Telephone Company's Central Office Maintenance Planning System (COMPS).
 - (d) When FGD or 800 or 888 SAC Access service with SS7 Out of Band Signaling is ordered, network compatibility and other operational tests will be performed cooperatively by the Telephone Company and the Customer at locations, dates, and times as specified by the Telephone Company in consultation with the Customer. These tests are as specified in Bellcore Technical Reference Publication TR-TSV-000905. Successful completion is necessary to receive the SS7 signaling option. To protect the security of the SS7 network, certain of the information provided, i.e., point codes, by the Telephone Company to the Customer will be subject to a nondisclosure agreement.
- (12) FGD may, at the option of the Customer, be provided with Alternate Traffic Routing. This arrangement, as shown in 4.2.5(A), delivers originating traffic from an end office over a designated trunk group to the CDL. When that trunk group is fully loaded, additional originating traffic is automatically delivered over one or more designated trunk groups to one or more CDLs.
- (13) FGD may, at the option of the Customer, be provided with a Service Class Routing Arrangement. This arrangement allows originating traffic to be delivered over selected trunk groups to specified CDLs based on service prefix code (e.g., 0-, 0+, 1+, 01, 011); service class codes (e.g., 500, 700, 800, 888, 900); or end user originating line class of service (e.g., coin, multiparty, hotel/motel). Service classes of traffic unable to be served by a Customer will be handled at the option of the Telephone Company.

FACILITIES FOR INTRASTATE ACCESS

4. SWITCHED ACCESS (Cont'd)

4.2 Description of Switched Access (Cont'd)

4.2.1 Descriptions of Feature Groups (Cont'd)

(D) Feature Group D (Cont'd)

- (14) FGD will be arranged to accept calls from Telephone Company local service without the 101XXXX uniform access code. Each Telephone Company local service will be marked to identify which 101XXXX code its calls will be directed to for InterLATA Area service.
- (15) FGD may, at the option of the Customer, be provided with a Trunk Access Limitation Arrangement. The Trunk Access Limitation Arrangement provides for the routing of designated (e.g., 900 Service class code) originating calls to a specified number of transmission paths in a trunk group.
- (16) FGD may, at the option of the Customer, be provided with an Operator Assistance Full Feature Arrangement. This arrangement provides, to the Customer operator, the initial coin control function. FGD is provided in a directly routed arrangement from the end office switch when this feature is provided. This feature may require the routing by Service Class Routing Arrangement, in (15). The coin collection and return protocol required by the Customer must be compatible with Telephone Company equipment. Offering of this feature is contingent upon suitable administrative procedures/agreements for coin services being negotiated between the Customer and the Telephone Company. This option is unavailable in conjunction with SS7 Out of Band Signaling.
- (17) FGD is provided with either Type A, Type B, or Type C transmission performance as follows: a) when routed directly to the end office, either Type B or Type C is provided; b) when routed to a Telephone Company access tandem, only Type A is provided; c) Type A is provided on the transmission path from the Telephone Company access tandem to the end office. Type C transmission performance is provided with Interface Arrangement 1. Type A and Type B are provided with Interface Arrangements 2 through 10. In addition, Data Transmission Parameters may, at the option of the Customer, be provided with FGD.
- (18) FGD trunking arrangements are available with two basic forms of signaling protocol. The standard signaling protocol provided with FGD is Overlap Outpulsing. At the option of the Customer, where technically available FGD may be provided with Non-Overlap Outpulsing signaling protocol.

FACILITIES FOR INTRASTATE ACCESS

4. SWITCHED ACCESS (Cont'd)

4.2 Description of Switched Access (Cont'd)

4.2.1 Descriptions of Feature Groups (Cont'd)

(E) SAC Access Service

Service Access Code (SAC) Access Service is an originating service that is provided via SAC Access Service switched trunk groups, or may be provided in conjunction with FGC or FGD. SAC Access Service may also be provided in conjunction with BSA-C or BSA-D as shown in 4.2.2. When a 1+500-NXX-XXXX or 0+500-NXX-XXXX call is originated by an end user for 500 SAC Access Service, the 500 Customer Identification Function, as described in 4.2.19, determines the Customer to which the call is to be routed based on the 500 NXX code dialed. When a 1+800-NXX-XXXX, 1+877-NXX-XXXX or 1+888 NXX-XXXX call is originated by an end user for 800/877/888 Access Service, the 800/877/888 Customer Identification Function as described in 4.2.10 determines the Customer to which the 800, 877 or 888 call is routed. When a 1+900-NXX-XXXX call is originated by an end user for 900 SAC Access Service, the 900 Customer Identification Function, as described in 4.2.11, determines the Customer to which the call is to be routed based on the 900 NXX code dialed.

- (1) Service Access Code (SAC) Access Service is provided at Telephone Company appropriately equipped end offices or tandem switches.
- (2) Originating SAC Access Service is a trunk side switched service that is available to the Customer via SAC Access Service trunk groups. The appropriate Customer Identification Function, in 4.2.10, 4.2.11, and 4.2.19, must be ordered in conjunction with each SAC Access Service trunk group. SAC Access Service traffic at the option of the Customer can be carried on the same group with non-SAC Access traffic.
- (3) When a 1+N00-NXX-XXXX or 1+500-NXX-XXXX call is originated by an End User, the Telephone Company will perform the selected Customer Identification Function based upon the dialed digits to determine the disposition of the call. If the call originates from an end office not equipped to provide the Customer Identification Function, the call will be routed to an office where the function is available. Once the Customer Identification Function has been performed, the call will be routed to the Customer.
- (4) The manner in which SAC Access Service is provided is dependent on the status of the end office from which the service is provided (i.e., equipped with equal access or not equipped with equal access capabilities). When SAC Access Service is provided from an end office equipped with equal access capabilities, all such service will be provisioned in accordance with the technical characteristics available with FGD or BSA-D except when more than one Telephone Company access tandem is employed in the transport of a SAC Access Service call.

When SAC Access Service is provided from an end office not equipped with equal access capabilities, such service will be provisioned in accordance with the technical characteristics available with FGC, FGD, BSA-C or BSA-D. In either case, when more than one Telephone Company access tandem is employed in the transport of a SAC Access Service call, Standard Transmission characteristics are not guaranteed.

FACILITIES FOR INTRASTATE ACCESS

4. SWITCHED ACCESS (Cont'd)

4.2 Description of Switched Access (Cont'd)

4.2.1 Descriptions of Feature Groups (Cont'd)

(E) SAC Access Service (Cont'd)

- (5) For other than FGC or BSA-C, end offices that lack equal access or the Customer Identification Function capabilities, may only be served via a Telephone Company access tandem over FGD or BSA-D trunks or SAC Access Service trunk groups. For FGC or BSA-C, SAC Access Service can be provided through existing trunk groups or separate FGC or BSA-C trunk groups which handle SAC Access Service. SAC Access Service from a Telephone Company access tandem, with both equal and nonequal access end offices, can be combined on a single FGD or BSA-D trunk group to the CDL. SAC Access Service from a Telephone Company access tandem with non-equal access end offices can be provided on a FGC or a BSA-C trunk group.
- (6) 500 SAC Access Services originating from equal access end offices with the 500 Customer Identification Function, described in 4.2.19, may be provided using exchange access signaling with overlap outpulsing and ten digit ANI. 900 SAC Access Service originating from equal access end offices with the 900 Customer Identification Function, described in 4.2.11, may be provided using exchange access signaling with overlap outpulsing and ten digit ANI. 800/877/888 SAC Access Service originating from equal access end offices with the 800/877/888 Customer Identification Function described in 4.2.10 may be provided using exchange access signaling without overlap outpulsing and with ten digit ANI. SAC Access Service originating from equal access end offices without the Customer Identification Function capabilities, or from end offices not having equal access capability, may be provided using conventional signaling. On traffic using conventional signaling, other than FGC or BSA-C, the Customer's facilities shall provide off hook supervision upon receipt of the transmitted digits.

SAC Access Service may also be provided with SS7 Out of Band Signaling from suitably equipped end office or access tandem switches.

- (7) For SAC Access Service traffic originating from equal access end offices with the Customer Identification Function capabilities, FGD parameters as specified in 4.2.1(D) apply or BSA-D parameters as specified in 4.2.2(D) apply.

For SAC Access Service traffic, other than 800/877/888 SAC Access, originating from all other end offices, FGC parameters as specified in 4.2.1(C) apply or BSA-C parameters as specified in 4.2.2(C) apply.

The Entrance Facility interface at the Customer's premises, as set forth in 4.2.3(B) for FGD or BSA-D also apply to SAC Access Service.

- (8) The Federal Communications Commission (FCC) has concluded that warehousing (which the FCC defines as Responsible Organizations, either directly or indirectly through an affiliate, reserving toll free numbers from the SMS database without having an identified toll free subscriber for whom these numbers are being reserved) is an unreasonable practice under Section 201(b) of the Communications Act and is inconsistent with the Commission's obligation under Section 251(e) of the Communications Act to ensure that numbers are made available on an equitable basis. If a Responsible Organization does not have an identified, billed toll free subscriber before switching a number from reserved or assigned to working status, then there is a rebuttable presumption that the Responsible Organization is warehousing numbers. Responsible Organizations that warehouse numbers will be subject to penalties.

FACILITIES FOR INTRASTATE ACCESS

4. **SWITCHED ACCESS** (Cont'd)

4.2 Description of Switched Access (Cont'd)

4.2.1 Descriptions of Feature Groups (Cont'd)

(E) SAC Access Service (Cont'd)

- (9) The Federal Communications Commission (FCC) has concluded that hoarding (defined as the acquisition of more toll free numbers than one intends to use for the provision of toll free service as well as the sale of a toll free number by a private entity for a fee) is contrary to the public interest in the conservation of the scarce toll free number resource and contrary to the FCC's responsibility to promote the orderly use and allocation of toll free numbers.

4.2.2 Description of Basic Serving Arrangements (BSAs)

The Telephone Company, under the ordering provisions in Section 3, at rates and charges specified in 4.6, will provide Lineside, Trunkside and Dedicated Network Access Link (DNAL) Switched Access Basic Serving Arrangements (BSAs) as follows:

(A) BSA-A

Basic Serving Arrangement A (BSA-A), which is available to all Customers, provides line-side access to Telephone Company end office switches with an end user access code of NXX-XXXX for the Customer's use in originating and terminating communications. BSA-A is available as Message Telecommunications Service-type or Wide Area Telecommunications Service-type (MTS/WATS-type) access or as Foreign Central Office/Off Network Access Line (FCO/ONAL) open end access, for Customer provided intrastate communications capability or connection to an interexchange intrastate service.

- (1) BSA-A is provided at all Telephone Company end office switches and switches Customer communications to and from Common Lines, or Special Access Lines.

BSA-A utilizes a two-point electrical communications path between the Interface Arrangement and the Common Line or Special Access Line which is a voice grade transmission path comprised of any form or configuration of plant capable of, and typically used in the telecommunications industry for, the transmission of the human voice and associated telephone signals within the frequency bandwidth of approximately 300 to 3000 Hz.

- (2) BSA-A is provided as line-side switching through end office switch line equipment. Line-side switching may, at the option of the Customer, be provided with ground start supervisory signaling or loop start supervisory signaling. BSA-A may also be provided with certain Basic Service Elements (BSEs) as shown in 4.2.21.
- (3) The Customer shall select the first point of switching, within the selected BSA-A Access Area.
- (4) BSA-A is arranged for originating calling only, terminating calling only or two-way calling. The Telephone Company will determine the type of calling to be provided unless the Customer requests the option, Customer Specification of Switched Access Directionality as described in 4.2.5(H). For such specification, additional charges on an Individual Case Basis will apply if the calling arrangements are different than that the Telephone Company would have provided without such special arrangements. Originating calling permits the origination of calls from the end user to the CDL. Terminating calling permits the termination of calls from the CDL to the end user. Two-way calling permits either the origination or termination of calls, but not simultaneously.

FACILITIES FOR INTRASTATE ACCESS

4. SWITCHED ACCESS (Cont'd)

4.2 Description of Switched Access (Cont'd)

4.2.2 Description of Basic Serving Arrangements (BSAs) (Cont'd)

(A) BSA-A (Cont'd)

- (5) BSA-A, when being used in the terminating direction, is arranged with dial tone start-dial signaling and dial pulse address signaling.
BSA-A, when being used in the terminating direction, may, at the option of the Customer, be arranged for Dual Tone Multifrequency (DTMF) address signaling, subject to availability of equipment in the end office from which BSA-A is provided. When BSA-A is provided in a Hunt Group Arrangement or Uniform Call Distribution Arrangement, as discussed in 4.2.21, all BSA-A will be arranged for the same type of signaling.

No address signaling is provided by the Telephone Company when BSA-A is used in the originating direction. Address signaling in such cases, if required by the Customer, must be provided by the end user using inband tone signaling techniques. Such inband tone address signals will be subject to the ordinary transmission capabilities of the Switched Transport provided.

- (6) BSA-A, when used in the terminating direction, may be used to access valid NXXs in the BSA-A Access Area. For BSA-A, the Access Area is defined as the local calling area of the end office switch from which the BSA-A is provided. The description of any specific BSA-A Access Area will be provided to the Customer upon request. Access is also provided for Extended BSA-A terminating calls established on a 1+ basis (i.e., toll) outside the specific BSA-A Access Area (i.e., local calling area) however inside the LATA. When a BSA-A Customer chooses to terminate toll calls outside the LATA via an Interexchange Carrier's Service (i.e., no screening or blocking performed by Customer), the rates and charges in 4.5.2(H)(3) apply. The Telephone Company may, at the Customer's request, and depending on the technical capabilities, screen and block such interLATA calls. Access is also provided to local operator service (0- and 0+), directory assistance (411 and 555-1212), emergency reporting service (911), local telephone repair (611), information services (e.g., time and temperature) and IC services (by dialing the appropriate digits). The Customer will be billed for an operator surcharge as in the Telephone Company General and/or Local Tariffs, for local operator assistance (0-) calls; certain community information service calls; directory assistance (411 and 555-1212) calls; and Customer call charges in accordance with other IC tariffs in force when the Telephone Company performs the billing for such Customer calls.

Access to these services may, at the option of the Customer, be blocked when the Call Denial on Line or Hunt Group three digit or six digit dial code screening arrangements are provided, subject to the availability of the equipment in the end office from which BSA-A is provided. Call Denial on Line or Hunt Group is an arrangement which will screen terminating calls except calls to 411, 611, 911, 800, 888, 555-1212, and a set of NXXs selected by the Customer, in cooperation with the Telephone Company for each end office switch and route all other calls to reorder tone or recorded announcement.

Three digit dial code screening is an arrangement which will screen terminating calls and allow completion of calls to one or more specific NXXs (or all NXXs) within the Home NPA, or calls to one, two, or three digit service codes (e.g., 0, 411) and route all others to reorder tone or recorded announcement.

Six digit dial code screening is an arrangement which will screen Access Area terminating calls and allow completion of calls to selected NXXs within foreign NPAs and route all other calls in the foreign NPA to reorder tone or recorded announcement.

FACILITIES FOR INTRASTATE ACCESS

4. **SWITCHED ACCESS** (Cont'd)

4.2 Description of Switched Access (Cont'd)

4.2.2 Description of Basic Serving Arrangements (BSAs) (Cont'd)

(A) BSA-A (Cont'd)

- (7) BSA-A is provided on a single line basis. When BSA-A is provided in a Hunt Group Arrangement or a Uniform Call Distribution Arrangement, the BSA-A may also, at the option of the Customer, be provided with a Nonhunting Number Arrangement. The Uniform Call Distribution Arrangement and the Nonhunting Number Arrangement are only available from certain Telephone Company end office switches. All BSA-A in a Hunt Group Arrangement or Uniform Call Distribution Arrangement with the Nonhunting Number Arrangement will be similarly arranged.
- (8) A seven digit telephone number assigned by the Telephone Company is provided for access to BSA-A in the originating direction. The seven digit local telephone number will be associated with the selected end office switch and is of the form NXX-XXXX. If the Customer requests a specific seven digit telephone number that is not currently assigned and the Telephone Company can, with reasonable effort, comply with that request, the requested number will be assigned to the Customer.
- (9) BSA-A is provided with basic testing at no additional charge. Basic tests include: loss, 3 tone slope, (C-message and C-notched), dc continuity and when applicable operational signaling.

Where Telephone Company equipment is available, a seven digit access number will be provided to the Customer for testing in the terminating direction. These access numbers shall include: balance (100 type) test line, and milliwatt (102 type) test line.

Additional testing will apply as in 6.6 when: (a) the Customer requests a test not specified in the preceding; (b) the test requested is not essential to the ongoing maintenance of BSA-A; or (c) the Customer requests testing on a more frequent basis than scheduled for in the Telephone Company's Central Office Maintenance Planning System (COMPS). The Telephone Company will routinely perform maintenance testing from the dial tone end office to the Customer's first point of switching.

- (10) When all BSA-A for an individual Customer (a single line or entire hunt group) is discontinued at an end office, a regular number intercept announcement is provided. This arrangement provides, for a limited period of time, an announcement that the service associated with the number dialed has been disconnected.
- (11) BSA-A is provided with either Type B or Type C transmission performance. The parameters associated with these performances are guaranteed to the first point of switching. Type C transmission performance is provided with Interface Arrangement 1 and Type B is provided with Interface Arrangement 2 through 10. In addition, Data Transmission Parameters may, at the option of the Customer, be provided with BSA-A.

FACILITIES FOR INTRASTATE ACCESS

4. SWITCHED ACCESS (Cont'd)

4.2 Description of Switched Access (Cont'd)

4.2.2 Description of Basic Serving Arrangements (BSAs) (Cont'd)

(B) BSA-B

Basic Serving Arrangement B (BSA-B), which is available to all Customers, provides trunk-side access to Telephone Company end office switches with an associated uniform 950-XXXX access code for originating and terminating communications for Customer provided intrastate communications capability or connection to an interexchange intrastate service.

- (1) BSA-B, when provided without the use of a Telephone Company access tandem switch (in a directly routed arrangement), is provided at all Telephone Company appropriately equipped electronic end office switches. When provided via Telephone Company appropriately equipped electronic access tandem switches, BSA-B End Office Services are provided at all Telephone Company subtending end office switches in the terminating direction and at appropriately equipped end offices in the originating direction utilizing the end user access code of 950-XXXX. For those subtending end offices that are not appropriately equipped, access in the originating direction is available by the end user access code of 1+950-XXXX.

BSA-B utilizes a two-point electrical communications path between the Interface Arrangement and Common Line or a Special Access Line, which is a voice grade transmission path comprised of any form or configuration of plant capable of, and typically used in the telecommunications industry for, the transmission of the human voice and associated telephone signals within the frequency bandwidth of approximately 300 to 3000 Hz.

- (2) BSA-B is provided as trunk-side switching through the use of end office switch trunk equipment. The switch trunk equipment is provided with wink start pulsing and answer and disconnect supervisory signaling. BSA-B may also be provided with certain Basic Service Elements (BSEs) as shown in 4.2.21.
- (3) The Telephone Company will select the trunking arrangement from the end office within the selected Access Area from which BSA-B is to be provided. If the Customer orders an Automatic Number Identification (ANI) Arrangement, as shown in 4.2.21, or Rotary Dial Station Signaling, as shown in 4.2.5(M), special routing and trunking arrangements may be required.
- (4) BSA-B is arranged for either originating, terminating, or two-way calling based on the trunks or BHMC ordered. The Telephone Company will determine the type of directional calling to be provided unless the Customer requests the option, Customer Specification of Switched Access Directionality as described in 4.2.5(H). For such specification, additional charges on an Individual Case Basis will apply if the calling arrangements are different from that the Telephone Company would have provided without such special arrangements. Originating calling permits the origination of calls from the end user to the CDL. Terminating calling permits the termination of calls from the CDL to the end user. Two-way calling permits either the origination or termination of calls, but not simultaneously.

FACILITIES FOR INTRASTATE ACCESS

4. **SWITCHED ACCESS** (Cont'd)

4.2 Description of Switched Access (Cont'd)

4.2.2 Description of Basic Serving Arrangements (BSAs) (Cont'd)

(B) BSA-B (Cont'd)

- (5) BSA-B, when being used in the terminating and originating direction, is provided with multifrequency address signaling. At the option of the Customer, up to 7 Digits Outpulsing of Access Digits to the Customer will be provided in the originating direction by the Telephone Company equipment to the CDL where the BSA-B terminates. Except for BSA-B provided with the ANI arrangement or Rotary Dial Station Signaling, any other address signaling in the originating direction, if required by the Customer, must be provided by the end user using inband tone signaling techniques. Such inband tone address signals will not be regenerated by the Telephone Company and will be subject to the ordinary transmission capabilities of the Switched Transport provided.
- (6) BSA-B, when being used in the terminating direction, may be used to access valid NXXs in the BSA-B Access Area. If the BSA-B connection is made directly to an end office, the Access Area is that of that end office only. If the BSA-B connection is made to an access tandem, the Access Area is that of all end offices subtending that access tandem. The description of any BSA-B Access Area will be provided to the Customer upon request. Access is also available to information services (e.g., time and temperature) and IC services by dialing the appropriate digits and other services when those services can be reached using valid NXX codes. Premium End Office Switching - Unbundled (EOSU) rates in 4.5.2(H)(5) and 4.6.3(D) apply to all BSA-B usage originating or terminating at an equal access end office. When a provider of MTS and WATS subscribes to BSA-B and BSA-C at an end office, BSA-C usage and BSA-B terminating usage will be subject to premium EOSU rates and BSA-B originating usage will be subject to nonpremium EOSU rates.
- (7) A separate trunk group will be established based on the directionality (i.e., originating only, terminating only, or two-way traffic) of the BSA-B arrangement provided.
- (8) The access code for BSA-B is a uniform access code in the form of 950-XXXX. For end offices not appropriately equipped an IC may instruct their end users to access the BSA-B by dialing 1+950-XXXX.
- (9) BSA-B may, at the option of the Customer, be arranged to provide an ANI arrangement to obtain the calling station billing numbers. ANI is not available if the BSA-B connection is at a Telephone Company access tandem. The ANI arrangement provides seven digit calling station billing number information to the CDL. In those situations where no billing number is available in the end office switch, as with 4/8 party service, no seven digit number will be provided and an "operator identification" information digit will be provided.

In those cases where an ANI failure has occurred in the end office switch, no seven digit number will be provided, and an "identification failure" information digit will be provided. ANI will be available using multifrequency signaling provided by the Telephone Company.

FACILITIES FOR INTRASTATE ACCESS

4. **SWITCHED ACCESS** (Cont'd)

4.2 Description of Switched Access (Cont'd)

4.2.2 Description of Basic Serving Arrangements (BSAs) (Cont'd)

(B) BSA-B (Cont'd)

(9) (Cont'd)

Rotary Dial Station Signaling will be made available in certain end offices using dial repeating equipment provided by the Telephone Company. The Customer must order Switched Transport arranged to pass the dial repeating signals. BSA-B is provided in directly routed arrangements where the ANI or Rotary Dial Station Signaling arrangements are provided.

Only calls from end users terminated on the end office switch will be provided with the ANI or Rotary Dial Station Signaling arrangements.

- (10) The Telephone Company will determine the end office ANI protocol for BSA-B. The Telephone Company makes no guarantee that ANI will be available at all end offices which have access to BSA-B.
- (11) BSA-B is provided with basic testing at no additional charge. Basic tests include: loss, 3 tone slope, (C-message and C-notched noise) and where applicable, dc continuity, signaling and balance testing.
- (a) Where Telephone Company equipment is available, a seven digit access number will be provided to the Customer for testing in the terminating direction. These access numbers shall include: balance (100 type) test line, milliwatt (102 type) test line, data transmission (107 type) test line, loop around test line, short circuit test line and open circuit test line.
- (b) Where Telephone Company equipment is available and the Customer is equipped with compatible remote office test lines, BSA-B will be provided with automatic testing (105 type or equivalent) in the originating direction.

Additional testing charges apply as in 6.6 when: (a) the Customer requests a test not specified in the preceding; (b) the test requested is not essential to the ongoing maintenance of BSA-B; or (c) the Customer requests testing on a more frequent basis than scheduled in the Telephone Company's Central Office Maintenance Planning System (COMPS). The Telephone Company will routinely perform maintenance testing from its access tandem or end office (if direct routed) to the Customer's first point of switching.

- (12) When all BSA-B is discontinued at an end office and/or in an Access Area, a regular number intercept announcement is provided. This arrangement provides, for a limited period of time, an announcement that the BSA-B associated with the number dialed has been disconnected.
- (13) BSA-B is provided with either Type B or Type C transmission performance. The parameters associated with these performances are guaranteed to the end office, when routed directly, or to the first point of switching, when routed via an access tandem. Type C transmission performance is provided with Interface Arrangement 1 and Type B is provided with Interface Arrangements 2 through 10. In addition, Data Transmission Parameters may, at the option of the Customer, be provided with BSA-B.

FACILITIES FOR INTRASTATE ACCESS

4. **SWITCHED ACCESS** (Cont'd)

4.2 Description of Switched Access (Cont'd)

4.2.2 Description of Basic Serving Arrangements (BSAs) (Cont'd)

(B) BSA-B (Cont'd)

- (14) BSA-B may at the option of the Customer and with the concurrence of the Telephone Company, be provided with Alternate Traffic Routing. This arrangement, as shown in 4.2.21, delivers originating traffic from an end office over a designated trunk group to the CDL. When that trunk group is fully loaded, additional originating traffic is automatically delivered over one or more designated trunk groups to one or more CDLs.

(C) BSA-C

Basic Serving Arrangement C (BSA-C) provides trunk-side access to Telephone Company end office switches for providers of MTS and WATS for originating and terminating communications. BSA-C is available in all end offices which are not equipped for FGD or BSA-D End Office Services.

- (1) BSA-C is provided at all Telephone Company end office switches or Telephone Company designated access tandem switches. BSA-C is available at an end office switch unless FGD or BSA-D is provided in the same office. When FGD or BSA-D is available, BSA-C will be discontinued as soon as the conversion to BSA-D can be arranged.

BSA-C utilizes a two-point electrical communications path between the Interface Arrangement and Common Line or Special Access Line which is a voice grade transmission path comprised of any form or configuration of plant capable of, and typically used in the telecommunications industry for, the transmission of the human voice and associated signals within the frequency bandwidth of approximately 300 to 3000 Hz.

- (2) BSA-C is provided as trunk-side switching through the use of end office switch trunk equipment. The switch trunk equipment is provided with answer and disconnect supervisory signaling. Wink start pulsing signals are provided in all offices where available. In those offices where wink start pulsing signals are not available, delay dial start pulsing signals will be provided.

BSA-C may also be provided with certain Basic Service Elements (BSEs) as shown in 4.2.21.

- (3) The Telephone Company will select the trunking arrangement from the end office within the selected Access Area from which BSA-C is to be provided. If the Customer orders an ANI arrangement as shown in 4.2.21 and 4.6.8, or Service Class Routing Arrangement, special routing and trunking arrangements may be required.
- (4) BSA-C is arranged for either originating calling only, terminating calling only, or two-way calling based on the trunks or BHMC ordered. The Telephone Company will determine the type of Directional calling to be provided unless the Customer requests the option, Customer Specification of Directionality as described in 4.2.5(H). For such specification, additional charges on an Individual Case Basis will apply if the trunk group Routing arrangements are different from that the Telephone Company would have provided without such special arrangements. Originating calling permits the origination of calls from the end user to the CDL. Terminating calling permits the termination of calls from the CDL to the end user. Two-way calling permits either the origination or termination of calls, but not simultaneously.

FACILITIES FOR INTRASTATE ACCESS

4. **SWITCHED ACCESS** (Cont'd)

4.2 Description of Switched Access (Cont'd)

4.2.2 Description of Basic Serving Arrangements (BSAs) (Cont'd)

(C) BSA-C (Cont'd)

- (5) BSA-C is provided with multifrequency address signaling except in certain electromechanical end office switches where multifrequency signaling is not available. In such electromechanical end office switches, the address signaling will be dial pulse or revertive pulse signaling, whichever is available. Dial pulse address signaling may, at the option of the Customer, be provided in lieu of multifrequency address signaling if such signaling facilities are available in the end office. Up to twelve digits of the called party number dialed by the Customer's end user will be provided by Telephone Company equipment to the CDL where the BSA-C terminates. Such called party number signals will be subject to the ordinary transmission capabilities of the Switched Transport provided.
- (6) BSA-C, when being used in the terminating direction, may be used to access NXXs in the BSA-C Access Area. If the BSA-C connection is made directly to an end office the Access Area is that of that end office only. If the BSA-C connection is made to a Telephone Company access tandem the Access Area is that of all end offices subtending that Telephone Company access tandem. The description of any BSA-C Access Area will be provided to the Customer upon request. Access is also available to Directory Assistance and other services (by dialing the appropriate codes) when the services can be reached using valid NXX codes.
- (7) A separate trunk group will be established based on the directionality (i.e., originating only, terminating only, or two-way traffic) of the BSA-C arrangement provided.
- (8) No access code is required for BSA-C. In certain locations, due to Central Office equipment limitations, two or three digit access codes may be used. The telephone number dialed by AT&TC's end user shall be a seven or ten digit number for calls in the North American Numbering Plan (NANP). For international calls outside the NANP, a five to twelve digit number may be dialed. The form of the numbers dialed by AT&TC's end user is NXX-XXXX, 0 or 1 + NXX-XXXX, NPA + NXX-XXXX, 0 or 1 + NPA + NXX-XXXX, and, when the International Direct Distance Dialing Arrangement (IDDD) is provided, 01 + CC + NN or 011 + CC + NN.
- (9) BSA-C may, at the option of the Customer, be arranged to provide an ANI arrangement to obtain the calling station billing number. The ANI arrangement provides seven digit station billing number information to the CDL. In those situations where no billing number is available in the end office switch, as with 4/8 party service, no seven digit number will be provided and an "operator identification" information digit will be provided.

FACILITIES FOR INTRASTATE ACCESS

4. SWITCHED ACCESS (Cont'd)

4.2 Description of Switched Access (Cont'd)

4.2.2 Description of Basic Serving Arrangements (BSAs) (Cont'd)

(C) BSA-C (Cont'd)

(9) (Cont'd)

In those cases where an ANI failure has occurred in the end office switch, no seven digit number will be provided and an "identification failure" information digit will be provided. ANI will be made available using multifrequency signaling provided by the Telephone Company.

BSA-C is provided in directly routed arrangements to the end office switch where the ANI arrangement is provided. The Telephone Company will determine the end office ANI protocol for BSA-C.

Only calls from end users terminated on the end office switch will be provided with the ANI arrangement. ANI is provided from end offices for which Telephone Company recording for end user billing is not provided, or where it is not required, as with 800/877/888 Service. It is not provided from end offices for which the Telephone Company needs to forward ANI to its recording equipment.

- (10) BSA-C may, at the option of the Customer, be arranged for International Direct Distance Dialing (IDDD) arrangement in the originating direction. End offices or Telephone Company access tandems equipped for IDDD will be designated by the Telephone Company. The CDL must be equipped to receive the IDDD supervisory and address signals and the CDL must provide operator assistance to the end users if necessary to obtain the IDDD address signals once the CDL acknowledges it is ready to receive IDDD address signals.
- (11) BSA-C is provided with basic testing at no additional charge. Basic tests include: loss, 3 tone slope, (C-message and C-notched), and where applicable, signaling and balance testing.
 - (a) Where Telephone Company equipment is available, a seven digit access number will be provided to the Customer for testing in the terminating direction. The access number shall include: balance (100 type) test line, milliwatt (102 type) test line, automatic transmission measuring (105 type) test line, data transmission (107 type) test line, nonsynchronous or synchronous test line, loop around test line, short circuit test line and open circuit test line.
 - (b) Where Telephone Company equipment is available and the Customer is equipped with compatible equipment (remote office test lines and 105 test lines with associated responders or their functional equivalent), BSA-C will be provided with automatic testing.
 - (c) At the option of the Telephone Company, cooperative testing may be provided in lieu of automatic testing. Cooperative testing is where the Telephone Company provides a technician at its office(s) and the Customer provides a technician at its CDL, with suitable test equipment to perform the required tests. The Telephone Company will routinely perform maintenance testing from its access tandem or end office (if direct routed) to the Customer's first point of switching.

FACILITIES FOR INTRASTATE ACCESS

4. SWITCHED ACCESS (Cont'd)

4.2 Description of Switched Access (Cont'd)

4.2.2 Description of Basic Serving Arrangements (BSAs) (Cont'd)

(C) BSA-C (Cont'd)

(11) (Cont'd)

Additional testing charges will apply as in 6.6 when: (a) the Customer requests a test not specified in the preceding; (b) the test requested is not essential to the ongoing maintenance of BSA-C; or (c) the Customer requests testing on a more frequent basis than scheduled in the Telephone Company's Central Office Maintenance Planning System (COMPS).

(12) BSA-C may, at the option of the Customer, be provided with Alternate Traffic Routing. This arrangement, as shown in 4.2.21, delivers originating traffic from an end office over a designated trunk group to the CDL. When that trunk group is fully loaded, additional originating traffic is automatically delivered over one or more designated trunk groups to one or more CDLs.

(13) BSA-C may, at the option of the Customer, be provided with a Service Class Routing Arrangement. This arrangement allows originating traffic to be delivered over selected trunk groups to specified CDL based on service prefix (e.g., 0-, 0+, 1+, 01, 011); service class codes (e.g., 500, 700, 800, 888, 900); or end user originating line class of service (e.g., coin, multiparty, hotel/motel).

(14) BSA-C may, at the option of the Customer, be provided with a Trunk Access Limitation Arrangement in all Telephone Company end offices. This arrangement provides for the routing of designated (e.g., 900 Service Code) originating calls to a specified number of transmission paths in a trunk group to the CDL in order to limit the amount of such traffic that can be completed.

(15) BSA-C is provided with the following features in the originating direction for operator assistance services. BSA-C may require the routing by Service Class Routing Arrangement.

(a) Operator Assistance-Coin Control Arrangements for Telephone Company end offices where equipment is available - Such arrangements provide coin return control and routing of 0+, 0-, 01+ and 011+ prefixed originating calls to the CDL. The operator services system arrangement for receipt of 0+, 0-, 1+, 01+ and 011+ calls may, at the option of the Customer, be provided with the ANI arrangement. The cord board arrangement for receipt of 0- originating calls is not provided with ANI. BSA-C is provided in a directly routed arrangement where the Operator Assistance-Coin Control arrangement is provided. Only calls from coin station lines terminated on the end office switch where the Operator Assistance-Coin Control Arrangement is provided will be provided to the CDL.

(b) Operator Assistance-Noncoin Arrangements in all Telephone Company end offices - Such arrangements provide routing of 0+, 0-, 1+, 01+, and 011+ prefixed originating calls to the CDL. This arrangement for receipt of 0+, 0-, 1+, 01+, and 011+ originating calls may, at the option of the Customer, be provided with the ANI arrangement.

The cord board arrangement for receipt of 0- originating calls is not provided with ANI. BSA-C is provided in a directly routed arrangement where the Operator Assistance-Noncoin Arrangement is provided. Only calls from end users terminated on the end office switch where the Operator Assistance-Noncoin Arrangement is provided will be provided to the CDL.

FACILITIES FOR INTRASTATE ACCESS

4. SWITCHED ACCESS (Cont'd)

4.2 Description of Switched Access (Cont'd)

4.2.2 Description of Basic Serving Arrangements (BSAs) (Cont'd)

(C) BSA-C (Cont'd)

(15) (Cont'd)

(c) Operator Assistance - Combined (coin and noncoin) Arrangements in Telephone Company end offices where equipment is available - This arrangement provides the combined features described in (a) and (b).

(16) BSA-C is provided with either Type B or Type C transmission performance as follows: a) when routed directly to the end office, either Type B or Type C is provided; b) when routed to an access tandem, only Type B is provided; or c) Type B or Type C is provided on the transmission path from the access tandem to the end office. Type C transmission performance is provided with Interface Arrangement 1 when routed directly to an end office. Type B is provided with Interface Arrangements 2 through 10 whether routed directly to an end office or to an access tandem. In addition, Data Transmission Parameters may, at the option of the Customer, be provided with BSA-C.

(D) BSA-D

Basic Serving Arrangement D (BSA-D), available to all Customers at appropriately equipped electronic end office switches, provides trunk-side access to Telephone Company end office switches with an associated 101XXXX access code for providers of MTS/WATS and MTS/WATS-type services for originating and terminating communications for Customer provided intrastate communications capability or connections to an interexchange intrastate service.

(1) BSA-D utilizes a two-point electrical communications path between the Interface Arrangement and Common Line or Special Access Line which is a voice grade transmission path comprised of any form or configuration of plant capable of, and typically used in the telecommunications industry for, the transmission of the human voice and associated telephone signals within the frequency bandwidth of approximately 300 to 3000 Hz.

SS7 Out of Band Signaling for BSA-D is provided at suitably equipped Telephone Company end office or access tandem switches.

(2) BSA-D is provided as trunk-side switching through the use of end office or Telephone Company access tandem switch trunk equipment. The switch trunk equipment is provided with answer and disconnect supervisory signaling and wink start pulsing signals except when SS7 Out of Band Signaling is specified. BSA-D may also be provided with certain Basic Service Elements as shown in 4.2.21.

(3) The Telephone Company will select the trunking arrangement from the end office, within the selected Access Area from which BSA-D is to be provided. If the Customer orders an Automatic Number Identification (ANI) Arrangement or an Alternate Traffic Routing Arrangement, as shown in 4.2.21, Service Class Routing Arrangement; Trunk Access Limitation Arrangement; or Operator Assistance Full Feature Arrangement, special routing and trunking arrangements may be required.

FACILITIES FOR INTRASTATE ACCESS

4. SWITCHED ACCESS (Cont'd)

4.2 Description of Switched Access (Cont'd)

4.2.2 Description of Basic Serving Arrangements (BSAs) (Cont'd)

(D) BSA-D (Cont'd)

- (4) BSA-D is arranged for either originating calling only, terminating calling only, or two-way calling and is based on the trunks or BHMC ordered. The Telephone Company will determine the type of directional calling to be provided unless the Customer orders an Operator Assistance Full Feature Arrangement or requests the option, Customer Specification of Switched Access Directionality as described in 4.2.5(H). For such arrangements, additional charges on an Individual Case Basis will apply if the trunking arrangements are different from that the Telephone Company would have provided without such special arrangements. Originating calling permits the origination of calls from the end user to the CDL. Terminating calling permits the termination of calls from the CDL. Two-way calling permits either the origination or termination of calls, but not simultaneously.
- (5) BSA-D is provided with multifrequency address signaling or SS7 Out of Band Signaling. Up to twelve digits of the called party number dialed by the end user will be provided by Telephone Company equipment to the CDL where the BSA-D terminates. Such address signals will be subject to the ordinary transmission capabilities of the Switched Transport provided.
- (6) BSA-D, when being used in the terminating direction, may be used to access valid NXXs in the BSA-D Access Area. If the BSA-D connection is made directly to an end office the Access Area is that of that end office only. If the BSA-D connection is made to a Telephone Company access tandem, the Access Area is all end offices subtending that access tandem that have BSA-D capabilities. When the Customer wants access to all end offices subtending that access tandem (both equal access and non equal access) a single BSA-D trunk group may be used. Traffic terminating at a non equal access end office using a BSA-D trunk group will be ordered as BSA-B or BSA-C and billed at BSA-B or BSA-C rates. Separate trunk groups for the combined use of BSA-D and BSA-B or BSA-D and BSA-C are not required. The description of any BSA-D Access Area will be provided to the Customer upon request. BSA-D may also be used in the terminating direction to access information services (e.g., time and temperature) and other services by dialing the appropriate codes when the services can be reached using valid NXX codes.
- (7) A separate trunk group will be established based on directionality (i.e., originating only, terminating only, or two-way traffic) of the BSA-D arrangement provided.
- (8) The access code for BSA-D is a uniform access code of the form 101XXXX. No access code is required if the end user's Telephone Company local service is arranged for Primary Interexchange Carrier (PIC) arrangement as in 6.5 to the same Customer. The number dialed by the end user shall be a seven or ten digit number for calls in the North American Numbering Plan (NANP). For international calls outside the NANP, a five to twelve digit number may be dialed. The form of the numbers dialed by the end users is NXX-XXXX, 0 or 1 + NXX-XXXX, NPA + NXX-XXXX, 0 or 1 + NPA + NXX-XXXX, and, when the International Direct Distance Dialing Arrangement (IDDD) is provided, 01 + CC + NN or 011 + CC + NN. When the 101XXXX access code is used, BSA-D also provides for dialing the digit 0 for access to the Customer's operator, or the end-of-dialing digit (#) for cut-through access to the CDL. BSA-D also provides for the dialing of digits 00 for access on a non-DDD basis to the Customer's operator when the end user's service is designated to the Customer as in 6.5 and 4.2.5(V). A single access code will be the assigned number for all BSA-D provided to the Customer by the Telephone Company.

FACILITIES FOR INTRASTATE ACCESS

4. **SWITCHED ACCESS** (Cont'd)

4.2 Description of Switched Access (Cont'd)

4.2.2 Description of Basic Serving Arrangements (BSAs) (Cont'd)

(D) BSA-D (Cont'd)

(8) (Cont'd)

In addition to the standard 101XXXX access code, the Customer has the option to use 950-XXXX as an access code for BSA-D Switched Access Service. When the Customer orders BSA-D Switched Access Service with 950-XXXX Access as described in 4.2.5(T), BSA-D switched access calls may also be originated by using the Customer's 950-XXXX access code(s). All such calls will be rated as BSA-D switched access calls.

BSA-D, provided with multifrequency address signaling or SS7 Out of Band Signaling, is arranged to receive address signaling through the use of Dual Tone Multifrequency (DTMF) or dial pulse address signaling from the end user.

- (9) BSA-D may, at the option of the Customer, be arranged to provide ANI arrangement as shown in 4.2.21 to obtain the calling station billing number. The ANI arrangement provides ten digit station billing number information to the CDL. When SS7 Out of Band Signaling is specified, the Customer may obtain an ANI equivalent by ordering the Charge Number optional feature as described in 4.2.5(AB). In those situations where no billing number is available in the end office switch, as with 4/8 party service, no ten digit number will be provided, only the area code and an "operator identification" information digit will be provided.

In those cases where an ANI failure has occurred in the end office switch, no ten digit number will be provided, and an "identification failure" information digit will be provided. ANI will be made available using multifrequency signaling provided by the Telephone Company.

Dependent upon the group type, the ANI spill may be forwarded prior to the called number in appropriately equipped end offices. When the ANI spill is sent prior to the called number, ten digits will be forwarded (NPA + NXX-XXXX). When the ANI spill is sent after the called number, the conventional seven digits will be forwarded. The Telephone Company will determine the sequencing and protocol of the ANI spill and called number.

- (10) BSA-D may, at the option of the Customer, be arranged for the International Direct Distance Dialing (IDDD) Arrangement in the originating direction. End Offices or Telephone Company access tandems equipped for IDDD will be designated by the Telephone Company. The CDL must be equipped to receive the IDDD supervisory and address signals and the CDL must provide operator assistance to the end users if necessary to obtain the IDDD address signals once the CDL acknowledges it is ready to receive IDDD address signals.

BSA-D may also be arranged to forward the international calls of one or more international carriers to the Customer. This arrangement requires verification by the Telephone Company that the Customer is authorized to forward such calls.

FACILITIES FOR INTRASTATE ACCESS

4. **SWITCHED ACCESS** (Cont'd)

4.2 Description of Switched Access (Cont'd)

4.2.2 Description of Basic Serving Arrangements (BSAs) (Cont'd)

(D) BSA-D (Cont'd)

- (11) BSA-D is provided with basic testing at no additional charge. Basic tests include: loss, 3 tone slope, (C-message and C-notched), and where applicable, signaling and balance testing.
- (a) Where Telephone Company equipment is available, a seven digit access number will be provided to the Customer for testing in the terminating direction. These access numbers shall include: balance (100 type) test line, milliwatt (102 type) test line, nonsynchronous or synchronous test line, automatic transmission measuring (105 type) test line, data transmission (107 type) test line, loop around test line, short circuit test line and open circuit test line. Access to test lines by other than seven digits is at the option of the Telephone Company and may vary in availability.
- (b) Where Telephone Company equipment is available and the Customer is equipped with compatible equipment (remote office test lines and 105 test lines with associated responders or their functional equivalent), BSA-D will be provided with automatic testing.
- (c) At the option of the Telephone Company, cooperative testing may be provided in lieu of automatic testing. Cooperative testing is where the Telephone Company provides a technician at its office(s) and the Customer provides a technician at its CDL, with suitable test equipment to perform the required tests. The Telephone Company will routinely perform maintenance testing from its access tandem or end office (if direct routed) to the Customer's first point of switching. Additional testing charges will apply as in 6.6 when: (a) the Customer requests a test not specified in the preceding; (b) the test requested is not essential to the ongoing maintenance of BSA-D or (c) the Customer requests testing on a more frequent basis than scheduled in the Telephone Company's Central Office Maintenance Planning System (COMPS).
- (d) When BSA-D, 800 or 888 SAC Access service with SS7 Out of Band Signaling is ordered, network compatibility and other operational tests will be performed cooperatively by the Telephone Company and the Customer at locations, dates, and times as specified by the Telephone Company in consultation with the Customer. These tests are as specified in Bellcore Technical Reference Publication TR-TSV-000905. Successful completion is necessary to receive the SS7 signaling option. To protect the security of the SS7 network, certain of the information provided, i.e., point codes, by the Telephone Company to the Customer will be subject to a nondisclosure agreement.
- (12) BSA-D may, at the option of the Customer, be provided with Alternate Traffic Routing. This arrangement, as shown in 4.2.21, delivers originating traffic from an end office over a designated trunk group to the CDL. When that trunk group is fully loaded, additional originating traffic is automatically delivered over one or more designated trunk groups to one or more CDLs.

FACILITIES FOR INTRASTATE ACCESS

4. **SWITCHED ACCESS** (Cont'd)

4.2 Description of Switched Access (Cont'd)

4.2.2 Description of Basic Serving Arrangements (BSAs) (Cont'd)

(D) BSA-D (Cont'd)

- (13) BSA-D may, at the option of the Customer, be provided with a Service Class Routing Arrangement. This arrangement allows originating traffic to be delivered over selected trunk groups to specified CDLs based on service prefix code (e.g., 0-, 0+, 1+, 01, 011); service class codes (e.g., 500, 700, 800, 888, 900); or end user originating line class of service (e.g., coin, multiparty, hotel/motel). Service classes of traffic unable to be served by a Customer will be handled at the option of the Telephone Company.
- (14) BSA-D will be arranged to accept calls from Telephone Company local service without the 101XXXX uniform access code. Each Telephone Company local service will be marked to identify which 101XXXX code its calls will be directed to for InterLATA Area service.
- (15) BSA-D may, at the option of the Customer, be provided with a Trunk Access Limitation Arrangement. The Trunk Access Limitation Arrangement provides for the routing of designated (e.g., 900 Service class code) originating calls to a specified number of transmission paths in a trunk group.
- (16) BSA-D may, at the option of the Customer, be provided with an Operator Assistance Full Feature Arrangement. This arrangement provides, to the Customer operator, the initial coin control function. BSA-D is provided in a directly routed arrangement from the end office switch when this feature is provided. This feature may require the routing by Service Class Routing Arrangement. The coin collection and return protocol required by the Customer must be compatible with Telephone Company equipment. Offering of this feature is contingent upon suitable administrative procedures/agreements for coin services being negotiated between the Customer and the Telephone Company. This option is unavailable in conjunction with SS7 Out of Band Signaling.
- (17) BSA-D is provided with either Type A, Type B, or Type C transmission performance as follows: a) when routed directly to the end office, either Type B or Type C is provided; b) when routed to a Telephone Company access tandem, only Type A is provided; c) Type A is provided on the transmission path from the Telephone Company access tandem to the end office. Type C transmission performance is provided with Interface Arrangement 1. Type A and Type B are provided with Interface Arrangements 2 through 10. In addition, Data Transmission Parameters may, at the option of the Customer, be provided with BSA-D.
- (18) BSA-D trunking arrangements are available with two basic forms of signaling protocol. The standard signaling protocol provided with BSA-D is Overlap Outpulsing. At the option of the Customer, where technically available BSA-D may be provided with Non-Overlap Outpulsing signaling protocol.

FACILITIES FOR INTRASTATE ACCESS

4. SWITCHED ACCESS (Cont'd)

4.2 Description of Switched Access (Cont'd)

4.2.2 Description of Basic Serving Arrangements (BSAs) (Cont'd)

(E) Dedicated Network Access Link (DNAL)

The DNAL provides a connection between the Customer designated location and the Telephone Company End Office that provides the BSA-A dial tone for connection to equipment that is not part of the end office switch but that is used to provide the Simplified Message Desk Interface (SMDI) BSE. The DNAL is only available for use in conjunction with the SMDI BSE.

DNAL service is either a two-wire or four-wire channel which is capable of transmitting signals within the frequency bandwidth of approximately 300 to 3000 HZ.

There are two rate elements which apply to DNALs. The entrance facility, which provides the transmission path and interface between the Telephone Company's serving wire center and the Customer provided facilities at the point of termination at the CDL. If the serving wire center is not the BSA-A dial tone office, then Direct-Trunked Transport will also apply for the mileage between the serving wire center and the BSA-A dial tone office.

The rates and charges for two-wire and four-wire voiceband Entrance Facilities and Direct-Trunked Transport Facility-Voiceband apply for the DNAL Entrance Facility and DNAL Direct-Trunked Transport, respectively.

(F) Alarm Signal Transport Service (ASTS)

ASTS is offered via DC (Metallic) and telegraph-grade facilities in conjunction with special scanning equipment in the central office.

DC (Metallic) and telegraph-grade facilities and services were discontinued effective November 3, 1991.

4.2.3 Description of Switched Transport

(A) General

- (1) Switched Transport provides the transmission of Switched Access communications including SAC Access Service, between the CDL and the originating or terminating end office switch(es) in the Access Area with one exception.) Switched Transport associated with FGA or BSA-A 1+ terminating traffic provides for the transmission of Switched Access outside the Access Area, however within the LATA. Switched Transport is comprised of the following rate elements; an Entrance Facility Rate, a Direct-Trunked Transport Rate, a Tandem-Switched Transport Rate and an Interconnection Rate. A Dedicated Switched Access Transport Rate is associated with CCS7 Access Service. An EIS Cross Connect rate applies where switched access is interconnected with a Customer's transmission facilities in accordance with Section 17.

FACILITIES FOR INTRASTATE ACCESS

4. SWITCHED ACCESS (Cont'd)

4.2 Description of Switched Access (Cont'd)

4.2.3 Description of Switched Transport (Cont'd)

(A) General (Cont'd)

(1) (Cont'd)

The Entrance Facility Rate is assessed upon Customers for the use of Telephone Company Voiceband, DS1 and DS3 high capacity facilities, including interface arrangements, between the point of termination at the Customer Designated Location (CDL) and the Telephone Company's serving wire center. The Entrance Facility is further described in 4.2.3(B).

The Direct-Trunked Transport Rate is assessed upon Customers for the use of Voiceband, DS1 and DS3 high capacity transport facilities dedicated to a single Customer between a serving wire center and end office (including host end offices), end offices used to provide Tandem Switch Signaling, between a serving wire center and a Telephone Company Hub for multiplexing purposes, between two Telephone Company hubs, between a serving wire center and a Directory Assistance Center, between a Telephone Company Hub and an end office and between a serving wire center and a Telephone Company access tandem. The Direct-Trunked Transport Rate is flat-rated and has both distance-sensitive and nondistance-sensitive components. Direct-Trunked Transport is further described in 4.2.3(C).

A Dedicated Trunk Port is applicable to the purchase of dedicated trunks terminated by that port. The Dedicated Trunk Port provides for the termination of a dedicated trunk at the end office or access tandem. The Dedicated Trunk Port is a flat rated charge assessed on a per trunk basis. The rate is determined based on whether the trunk is voicegrade or DS1.

The Tandem-Switched Transport Rate is assessed upon Customers for the use of transport between a serving wire center and an end office that is switched at a Telephone Company access tandem. The Tandem-Switched Transport Rate may also be assessed for transport between a Telephone Company access tandem and end office, between a host end office and a remote end office and between a FGA or BSA-A dial tone office and other end offices in the local calling area. Tandem-Switched Transport consists of circuits used in common by multiple Customers from the Telephone Company access tandem to an end office. The Tandem-Switched Transport Rate includes four subelements, a Tandem-Switched Transport - Facility, a Tandem-Switched Transport - Termination, a Tandem Switching and Shared Multiplexing rate. The Tandem Switching Rate is not applicable for transport between a host end office and a remote end office or to FGA or BSA-A Transport. For Tandem-Switched Transport, a Shared Multiplexing rate will be assessed on all access minutes that traverse a common trunk group from the Telephone Company access tandem to an end office. Tandem-Switched Transport is further described in 4.2.3(D).

The Shared Trunk Port provides for the termination of a Tandem-Switched Trunk at an end office. The Shared Trunk Port is usage rated and shall be assessed to all access minutes which utilize Tandem-Switched Transport. This includes minutes of use associated with FGA service when traffic is terminated in an end office that is not the dial tone office and on minutes of use provided at a remote office.

The Shared Trunk Port charge does not apply to the switched access minutes of use that originate or terminate at MTSOs directly interconnected to a Telephone Company access tandem.

.....

FACILITIES FOR INTRASTATE ACCESS

4. SWITCHED ACCESS (Cont'd)

4.2 Description of Switched Access (Cont'd)

4.2.3 Description of Switched Transport (Cont'd)

(A) General (Cont'd)

(1) (Cont'd)

When the Tandem-Switched Transport is provided by more than one telephone company, the Shared Trunk Port charge shall be billed by the Telephone Company in whose territory the end office is located, as in 2.7.3(G).

The Interconnection Rate is assessed upon all Customers for interconnecting with the Telephone Company's switched access network. The Interconnection Rate is further described in 4.2.3(E).

The Dedicated Switched Access Transport Rate is assessed upon Customers subscribing to CCS7 Access Service for the use of facilities between the Customer's common channel signalling network and the Telephone Company's signalling transfer point. It is a flat rated, distance-sensitive monthly rate. This rate element is further described in 4.5.2(A)(2).

The application of the Switched Transport rates and the determination of the mileage measurements for Switched Transport is in 4.5.2(H)(2).

- (2) Switched Transport facilities provide two-way voice frequency transmission paths which permits the transport of calls in the originating direction (from the end office switch to the CDL) and in the terminating direction (from the CDL to the end office switch), but not simultaneously. The voice frequency transmission path may be comprised of any form or configuration of plant capable of and typically used in the telecommunications industry for the transmission of the human voice and associated telephone signals within the frequency bandwidth of approximately 300 to 3000 Hz. Direct-Trunked Transport and Entrance Facilities are composed of facilities as ordered by the Customer.

FACILITIES FOR INTRASTATE ACCESS

4. SWITCHED ACCESS (Cont'd)

4.2 Description of Switched Access (Cont'd)

4.2.3 Description of Switched Transport (Cont'd)

(A) General (Cont'd)

(2) (Cont'd)

Switched Transport facilities will be engineered and routed based on standard engineering methods, available facilities and equipment, Telephone Company traffic routing and the Customer's order for service.

The Telephone Company will work cooperatively with the Customer in determining (1) service to be routed directly to an end office switch or via a Telephone Company access tandem and (2) the directionality of the service.

- (3) For Tandem-Switched Transport the number of Switched Transport transmission paths provided between an end office switch and a Telephone Company access tandem are determined by the Telephone Company using standard traffic engineering methods. The number of Switched Transport transmission paths provided between the Telephone Company access tandem and serving wire center of the CDL is determined by the Customer's order. If ordered in BHMC, the Telephone Company will determine the number of trunks, using standard traffic engineering methods. When Direct-Trunked Transport is ordered directly to a Telephone Company access tandem, facilities between the serving wire center of the CDL and the Telephone Company access tandem will be determined by the Customer's order.

(B) Entrance Facility

The Entrance Facility provides the transmission path and the interface between the Telephone Company's serving wire center and Customer provided facilities at the point of termination at the CDL.

Switched Access is provided in a number of separate Entrance Facilities. Each Entrance Facility provides a specified facility interface (e.g., two-wire, four-wire, DS1, etc.). Provision of the Interface Arrangements for two-wire and four-wire voice frequency Entrance Facility and any Optional Arrangements may require placement of Telephone Company equipment [e.g., supervisory signaling equipment as described in 4.2.3(G)] on the Customer's premises.

FACILITIES FOR INTRASTATE ACCESS

4. SWITCHED ACCESS (Cont'd)

4.2 Description of Switched Access (Cont'd)

4.2.3 Description of Switched Transport (Cont'd)

(B) Entrance Facility (Cont'd)

Where transmission facilities permit, the individual transmission paths between the point of termination and the first point of switching may, at the option of the Customer, be provided with Optional Arrangements as in (G).

The following Standard Entrance Facilities are available:

Two-Wire VF
Four-Wire VF
Group Analog (existing Customers only)
Supergroup Analog (existing Customers only)
Mastergroup Analog (existing Customers only)
DS1 Digital
DS1C Digital (existing Customers only)
DS3 Digital
DS3C Digital (existing Customers only)

In lieu of an Entrance Facility, Switched Access may be interconnected with a Customer's transmission facilities in accordance with Section 17.

(1) Two-Wire Voice Frequency Entrance Facility

- (a) The Two-Wire Voice Frequency Entrance Facility, except as in (b), provides two-wire voice frequency transmission at the point of termination at the CDL. The interface is capable of transmission signals within the frequency bandwidth of approximately 300 to 3000 Hz.
- (b) The Two-Wire interface is not provided in association with FGC, FGD, BSA-C and BSA-D when the first point of switching is a Telephone Company access tandem. In addition, the two-wire interface is not provided in association with FGB or BSA-B when the first point of switching is a Telephone Company access tandem where two-wire terminations are not provided.
- (c) The transmission path between the point of termination at the CDL and serving wire center may be comprised of any form or configuration of plant capable of and typically used in the telecommunications industry for the transmission of the human voice and associated telephone signals within the frequency bandwidth of 300 to 3000 Hz.

FACILITIES FOR INTRASTATE ACCESS

4. **SWITCHED ACCESS** (Cont'd)

4.2 Description of Switched Access (Cont'd)

4.2.3 Description of Switched Transport (Cont'd)

(B) Entrance Facility (Cont'd)

(1) Two-Wire Voice Frequency Entrance Facility (Cont'd)

(d) The Two-Wire interface is provided with loop supervisory signaling. When the interface is associated with FGA or BSA-A, such signaling may be loop start or ground start. When the interface is associated with FGB, FGC, FGD, BSA-B, BSA-C and BSA-D, such signaling, except for two-way calling, may be reverse battery signaling. The interface may, at the option of the Customer, be provided with DX supervisory signaling or E&M supervisory signaling as in 4.2.3(G)(1).

(2) Four-Wire Voice Frequency Entrance Facility

- (a) The Four-Wire Voice Frequency Entrance Facility provides four-wire voice frequency transmission at the point of termination at the CDL. The interface is capable of transmission of the human voice and associated telephone signals within the frequency bandwidth of approximately 300 to 3000 Hz.
- (b) The transmission path between the point of termination at the CDL and the serving wire center may be comprised of any form or configuration of plant capable of and typically used in the telecommunications industry for the transmission of the human voice and associated telephone signals within the frequency bandwidth of 300 to 3000 Hz.
- (c) The interface is provided with loop supervisory signaling. When the interface is associated with FGA or BSA-A, such signaling, may be loop start or ground start signaling. When the interface is associated with FGB, FGC, FGD, BSA-B, BSA-C and BSA-D, such signaling, except for two-way calling, may be reverse battery signaling. The interface may, at the option of the Customer, be provided with supervisory signaling as in 4.2.3(G)(1).

(3) Group Analog Entrance Facility

(a) The Group Analog Entrance Facility provides a group level analog transmission at the point of termination at the CDL. The interface is capable of transmitting electrical signals between the frequencies of 60 to 108 kHz, with the capability to multiplex up to 12 voice frequency transmission paths.

FACILITIES FOR INTRASTATE ACCESS

4. **SWITCHED ACCESS** (Cont'd)

4.2 Description of Switched Access (Cont'd)

4.2.3 Description of Switched Transport (Cont'd)

(B) Entrance Facility (Cont'd)

(3) Group Analog Entrance Facility (Cont'd)

(a) (Cont'd)

Between the serving wire center and the point of termination at the CDL, the Telephone Company may, at its option, provide multiplex equipment to derive 12 transmission paths of frequency bandwidth of approximately 300 to 3000 Hz.

(b) The interface is provided with individual transmission path SF supervisory signaling.

(c) The Group Analog Entrance Facility is obsolete technology and is available only to existing Customers as of December 30, 1993.

(4) Supergroup Analog Entrance Facility

(a) The Supergroup Analog Entrance Facility provides supergroup level analog transmission at the point of termination at the CDL. The interface is capable of transmitting electrical signals between the frequencies of 312 to 552 kHz, with the capability to multiplex up to 60 voice frequency transmission paths.

Between the serving wire center and the point of termination the Telephone Company may, at its option, provide multiplex equipment to derive 60 transmission paths of frequency bandwidth of approximately 300 to 3000 Hz to promote transmission efficiently, if required.

(b) The interface is provided with individual transmission path SF supervisory signaling.

(c) The Supergroup Analog Entrance Facility is obsolete technology and is available only to existing Customers as of December 30, 1993.

(5) Mastergroup Analog Entrance Facility

(a) The Mastergroup Analog Entrance Facility provides mastergroup level analog transmission at the point of termination at the CDL. The interface is capable of transmitting electrical signals between the frequencies of 564 to 3084 kHz, with the capability to multiplex up to 600 voice frequency transmission paths.

Between the serving wire center and the point of termination at the CDL, the Telephone Company may, at its option, provide multiplex equipment to derive 600 transmission paths of frequency bandwidth of approximately 300 to 3000 Hz to promote transmission efficiency, if required.

(b) The interface is provided with individual transmission path SF supervisory signaling.

(c) The Mastergroup Analog Entrance Facility is obsolete technology and is available only to existing Customers as of December 30, 1993.

FACILITIES FOR INTRASTATE ACCESS

4. **SWITCHED ACCESS** (Cont'd)

4.2 Description of Switched Access (Cont'd)

4.2.3 Description of Switched Transport (Cont'd)

(B) Entrance Facility (Cont'd)

(6) DS1 Digital Entrance Facility

- (a) The DS1 Digital Entrance Facility provides DS1 level digital transmission at the point of termination at the CDL. The interface is capable of transmitting electrical signals at 1.544 Mbps, with the capability to multiplex up to 24 voice frequency transmission paths.

Between the first point of switching and the point of termination at the CDL, when analog switching utilizing analog terminations is provided, the Telephone Company may, at its option, provide multiplex equipment to derive up to 24 transmission paths of frequency bandwidth of approximately 300 to 3000 Hz. When digital switching or analog switching with digital carrier terminations is provided, the Telephone Company will provide, at the Customer's request, at the first point of switching, DS1 signals in D4 or D3 format.

- (b) The interface is provided with individual transmission path bit stream supervisory signaling.

(7) DS1C Digital Entrance Facility

- (a) The DS1C Digital Entrance Facility provides a DS1C level digital transmission at the point of termination at the CDL subject to the limitations in 3.5. The interface is capable of transmitting electrical signals at 3.152 Mbps, with the capability to multiplex up to 48 voice frequency transmission paths.

Between the first point of switching and the point of termination at the CDL, when analog switching utilizing analog terminations is provided, the Telephone Company may, at its option, provide multiplex equipment to derive up to 48 voice frequency transmission paths of frequency bandwidth of approximately 300 to 3000 Hz. When digital switching or analog switching with digital carrier terminations is provided, the Telephone Company will provide, at the first point of switching, DS1 signals in D4 or D3 format.

- (b) The interface is provided with individual transmission path bit stream supervisory signaling.

- (c) As of December 30, 1993, the DS1C Digital Entrance Facility is available to existing Customers only.

(8) DS2 Digital Entrance Facility

The Telephone Company currently does not offer the DS2 Entrance Facility.

.....

FACILITIES FOR INTRASTATE ACCESS

4. **SWITCHED ACCESS** (Cont'd)

4.2 Description of Switched Access (Cont'd)

4.2.3 Description of Switched Transport (Cont'd)

(B) Entrance Facility (Cont'd)

(9) DS3 Digital Entrance Facility

- (a) The DS3 Digital Entrance Facility provides a DS3 level digital transmission at the point of termination at the CDL. The interface is capable of transmitting electrical signals at 44.736 Mbps, with the capability to multiplex up to 672 voice frequency transmission paths.

Between the first point of switching and the point of termination at the CDL, when analog switching utilizing analog terminations is provided, the Telephone Company may, at its option, provide multiplex equipment to derive up to 672 voice frequency transmission paths of frequency bandwidth of approximately 300 to 3000 Hz. When digital switching or analog switching with digital carrier terminations is provided, the Telephone Company will provide, at the Customer's request, at the first point of switching, DS1 signals in D4 or D3 format.

- (b) The interface is provided with individual transmission path bit stream supervisory signaling.
- (c) To insure compatibility of transmission, the utilization of the same manufacturer's equipment (end-to-end) may be required. The Telephone Company reserves the right to choose this equipment.

(10) DS3C Digital Entrance Facility

- (a) The DS3C Digital Entrance Facility provides a DS3C level digital transmission at the point of termination at the CDL. The interface is capable of transmitting electrical signals at 89.472 Mbps, with the capability to multiplex up to 1344 voice frequency transmission paths.

Between the first point of switching and the point of termination at the CDL, when analog switching utilizing analog terminations is provided, the Telephone Company may, at its option, provide multiplex equipment to derive up to 1344 voice frequency transmission paths of frequency bandwidth of approximately 300 to 3000 Hz. When digital switching or analog switching with digital carrier terminations is provided, the Telephone Company will provide, at the Customer's request, at the first point of switching, DS1 signals in D4 or D3 format.

- (b) The interface is provided with individual transmission path bit stream supervisory signaling.
- (c) To insure compatibility of transmission, the utilization of the same manufacturer's equipment (end-to-end) may be required. The Telephone Company reserves the right to choose this equipment.
- (d) The Customer may specify either an electrical or optical interface as set forth in 3.1.1(F).

FACILITIES FOR INTRASTATE ACCESS

4. **SWITCHED ACCESS** (Cont'd)

4.2 Description of Switched Access (Cont'd)

4.2.3 Description of Switched Transport (Cont'd)

(C) Direct-Trunked Transport

The Direct-Trunked Transport Rate is assessed upon Customers for the use of Voiceband, DS1 or DS3 high capacity transport dedicated to a Customer from a serving wire center to an end office (including host end offices) or from a serving wire center to a Telephone Company access tandem. Direct-trunked Transport also provides for the transmission facilities between:

- a serving wire center and a Telephone Company Hub other than the serving wire center where multiplexing is performed,
- a serving wire center or access tandem and a Telephone Company Hub Office other than the serving wire center where multiplexing is performed,
- a serving wire center and a Directory Assistance Center where Directory Assistance services are provided as described in 8.1.1,
- between an EIS Cross Connect Arrangement located in a Telephone Company wire center and a different serving wire center, end office or Telephone Company access tandem,
- and a serving wire center and end office where Tandem Switch Signaling is provided as described in 4.2.5(AC) and 4.2.20.

The Direct-Trunked Transport Rate is flat-rated and has both distance-sensitive and nondistance-sensitive components. The distance-sensitive mileage recovers costs of the transmission facilities, including intermediate transmission circuit equipment, between the end points of the circuit. There are two non-distance sensitive components; the termination which recovers costs of circuit equipment at the ends of the transmission links, and the trunk port component which recovers costs of the trunk ports. A Dedicated Trunk Port charge shall be assessed on a per voicegrade or DS1 channel terminating at an end office or access tandem. Direct-Trunked Transport is not provided at Telephone Company end offices that are not capable of measuring switched access minutes of use. These end offices are specified in NECA Tariff FCC No. 4.

FACILITIES FOR INTRASTATE ACCESS

4. **SWITCHED ACCESS** (Cont'd)

4.2 Description of Switched Access (Cont'd)

4.2.3 Description of Switched Transport (Cont'd)

(D) Tandem-Switched Transport

The Tandem-Switched Transport Rate is assessed upon Customers for the use of transport from a serving wire center to an end office that is switched at a Telephone Company access tandem. The Tandem-Switched Transport rate shall also be assessed for transport between a Telephone Company access tandem and end office, between a host end office and a remote end office and between a FGA dial tone office and other end offices in the local calling area. Tandem-Switched Transport consists of circuits used in common by multiple Customers from the Telephone Company access tandem to an end office. The Tandem-Switched Transport Rate includes four subelements, a Tandem-Switched Transport - Facility, a Tandem-Switched Transport - Termination, a Tandem Switching Rate and Shared Multiplexing. The Tandem-Switched Transport - Facility is usage rated and distance-sensitive, i.e., a per access minute per airline mile rate. The rate recovers costs of the transmission facilities, including intermediate transmission circuit equipment, between the end points of the circuit. The Tandem-Switched Transport - Termination is a usage rated, per minute rate to recover costs incurred at the ends of the transmissions links. The Tandem Switching Rate is a usage rated, per minute rate to recover a portion of the tandem switching costs. The Tandem Switching Rate is not applicable for transport between a host end office and a remote end office or to FGA Transport. For Tandem-Switched Transport, a Shared Multiplexing Rate will be assessed to all minutes of use from the Telephone Company Access Tandem to an end office. The Shared Multiplexing rate recovers multiplexing costs on the end office side of the tandem.

Pursuant to FCC 20-143, released October 9, 2020 tandem switching and transport for originating 800/877/888 traffic will be charged via a single usage sensitive Joint Tandem Switched Transport Service Access rate applied per access minute.

(N)
(N)
(N)

(E) Interconnection Rate

The Interconnection Rate is assessed upon all Customers for interconnecting with the Telephone Company's switched access network. The Interconnection Rate has two rate levels. One rate applies to Customers utilizing Telephone Company transport and a different rate is applicable to Switched Access EIS Cross Connect arrangements. It is a usage rated per minute rate and applies to all originating and terminating minutes of use whether transported via Direct-Trunked Transport, Tandem-Switched Transport, Entrance Facilities, or Switched Access EIS Cross Connect Arrangements. The Interconnection Rate does not apply to switched access minutes of use that originate or terminate at MTSOs directly interconnected to a Telephone Company access tandem office.

FACILITIES FOR INTRASTATE ACCESS

4. SWITCHED ACCESS (Cont'd)

4.2 Description of Switched Access (Cont'd)

4.2.3 Description of Switched Transport (Cont'd)

(E) Interconnection Rate (Cont'd)

The application of originating and terminating rates is as set forth below:

(a) Terminating per minutes charge(s) apply to:

- all terminating access minutes of use.
- all originating access minutes of use associated with FGA or BSA-A Access Services where the off-hook supervisory signaling is forwarded by the Customer's equipment when the called party answers.
- all originating access minutes of use associated with calls placed to Service Access Code numbers, less those originating access minutes of use associated with calls placed to 500, 700, 800, 877, 888 and 900 numbers for which the Customer furnishes a report as described in Section 12, of either the number of minutes or a report of the percent of minutes that terminate to a subscriber or common line, rather than a dedicated access line.

(b) Originating per minute charge(s) apply to:

- all originating access minutes of use.
- less those originating access minutes of use associated with FGA or BSA-A Access Services where the off-hook supervisory signaling is forwarded by the Customer's equipment when the called party answers.
- less all originating access minutes of use associated with calls placed to Service Access Code numbers.
- plus all originating access minutes of use associated with calls placed to 500, 700, 800, 877, 888 and 900 numbers for which the Customer furnishes a report of either the number of minutes or a report of the percent of minutes that terminate to a subscriber or common line, and for which a corresponding reduction in the number of terminating access minutes of use has been made as set forth in (a).

(F) Multiplexing

Multiplexing provides for arrangements to convert a single higher capacity or bandwidth circuit for bulk transport to several lower capacity or bandwidth circuits. Monthly rates and nonrecurring charges for multiplexing apply as follows:

- The DS3/DS1 Multiplexing Charge applies to all DS3 to DS1 multiplexing.

FACILITIES FOR INTRASTATE ACCESS

4. SWITCHED ACCESS (Cont'd)

4.2 Description of Switched Access (Cont'd)

4.2.3 Description of Switched Transport (Cont'd)

(F) Multiplexing (Cont'd)

- The DS1/Voice Multiplexing charge applies to all DS1 Entrance Facility and Direct-Trunked Transport circuits that terminate in an analog office and where the multiplexer performs DS1/Voice multiplexing functions.
- A Multiplexing charge will always apply when FGA is provisioned on a Switched DS1 and on High Capacity shared use switched and special access facilities.

Listed below are the multiplexing arrangements offered with switched access.

- DS1 to Voice

An arrangement that multiplexes twenty-four voice grade circuits to a single DS1 digital circuit at a rate of 1.544 Mbps, or multiplexes a single DS1 digital circuit at a rate of 1.544 Mbps to twenty-four voice grade circuits.

- DS3 to DS1

An arrangement that multiplexes twenty-eight DS1 digital circuits to a single DS3 digital circuit at a rate of 44.736 Mbps, or multiplexes a single DS3 digital circuit at a rate of 44.736 Mbps to twenty-eight DS1 digital circuits.

(G) Optional Arrangements

- (1) The Telephone Company will provide Optional Arrangements in association with the Entrance Facilities listed in 4.2.3(B)(1) and (2). The provision of such Optional Arrangements may require placement of Telephone Company equipment on the Customer's premises. These Optional Arrangements are nonchargeable.

Supervisory Signaling

A supervisory signaling capability is provided for each Entrance Facility as listed in 4.2.3(B)(1) and (2). Where the transmission parameters permit and where signaling conversion is required by the Customer to meet his signaling capability, the Customer may order a supervisory signaling arrangement for each transmission path provided as follows:

For Entrance Facilities (1) and (2)

DX Supervisory Signaling arrangement, or
E&M Type I Supervisory Signaling arrangement, or
E&M Type II Supervisory Signaling arrangement.

For Entrance Facility (2)

SF Supervisory Signaling arrangement, or
E&M Type III Supervisory Signaling arrangement.

These optional supervisory signaling arrangements are unavailable in conjunction with Signaling System 7 (SS7) Out of Band Signaling as described in 4.2.5(Y).

.....

FACILITIES FOR INTRASTATE ACCESS

4. **SWITCHED ACCESS** (Cont'd)

4.2 Description of Switched Access (Cont'd)

4.2.4 Description of End Office Services

End Office Services provide the end user termination functions and end office switching necessary to complete the transmission of Switched Access communications to and from the end users served by the end office. Standard Arrangements for End Office Services include the End Office Switching Rate Element. End Office Services Optional Arrangements are available as defined in 4.2.5.

End Office Services are provided in association with Switched Transport when ordered as in Section 3. End Office Services will be provided as one of the following types: FGA, FGB, FGC, FGD, BSA-A, BSA-B, BSA-C, BSA-D and SAC Access Service.

The number of End Office Service transmission paths and line terminations provided will be determined by the Telephone Company based on standard traffic engineering methods.

End Office Switching provides the following:

- The facilities to terminate end user Common Lines in end office switches or Special Access Lines in WATS Serving Offices.
- The end office switching functions necessary to complete a Switched Access Communication to or from end user Common Lines or Special Access Lines served by the end office.
- The termination of a call at a Telephone Company intercept operator or recording. The operator or recording tells a caller why a call, as dialed, could not be completed, and if possible, provides the correct number.

End Office Switching is divided into two categories; End Office Switching - Bundled (EOSB) and End Office Switching - Unbundled (EOSU). Application of the charges is in 4.5.2(H)(5) and the rates are in 4.6.3(B) and (C).

End Office Switching is not provided in conjunction with switched access minutes of use that originate or terminate at a Mobile Telephone Switching Office (MTSO) directly interconnected to a Telephone Company access tandem office.

FACILITIES FOR INTRASTATE ACCESS

4. SWITCHED ACCESS (Cont'd)

4.2 Description of Switched Access (Cont'd)

4.2.5 End Office Services Optional Arrangements

The following optional arrangements are available in offices where equipment, facilities, and other conditions permit. The Telephone Company makes no guarantee that these optional arrangements will be available in all locations.

Unless otherwise noted, these End Office Services Optional Arrangements are nonchargeable.

(A) Alternate Traffic Routing

This option provides the capability of directing originating traffic from an end office (or appropriately equipped Telephone Company access tandem) via a trunk group (the "high usage" group) to a CDL until that group is fully loaded, and then delivering additional originating traffic (the "overflowing" traffic from the same end office or Telephone Company access tandem to a different trunk group or groups (via one or more intermediate high usage groups) to one or more CDLs until the originating traffic is directed to a final group. The Customer shall specify the last trunk CCS desired for the high usage group and each intermediate group.

When A FGD, 500 SAC or 900 SAC Customer subscribes to Tandem Switch Signaling and Alternate Traffic Routing, the Customer may have a maximum of one route to which the traffic can overflow.

This option is provided in suitably equipped end offices or Telephone Company access tandems and is available with FGB, FGC, and FGD.

This option is available with BSA-B, BSA-C and BSA-D as a chargeable BSE as specified in 4.2.21 and 4.5.7.

(B) Automatic Number Identification (ANI) Arrangement

This option provides the automatic transmission of a seven or ten digit number and information digit to the CDL for calls originating in the Access Area to identify the calling station. The ANI arrangement will be associated with all individual transmission paths in a trunk group when this arrangement is provided.

These information digits shall only be used for billing and collection, routing, screening, and completion of the originating subscriber's call or transaction or for service directly related to the originating subscriber's call or transaction.

The ANI provided shall not be reused or resold without first notifying the originating telephone subscriber and obtaining affirmative consent of the subscriber for reuse or resale.

Unless the originating subscriber has given consent for the reuse or resale, any information provided shall not be used for any purpose other than:

- performing the services or transactions that are subject of the originating subscriber's call;
- ensuring network performance security, and the effectiveness of call delivery;
- compiling, using and disclosing aggregate information; and,
- complying with applicable laws.

The above restrictions shall not prevent the subscriber to the ANI Arrangement from using information acquired from an ANI Arrangement, such as the telephone number or information derived from analysis of the characteristics of calls received through the ANI Arrangement, to offer a product or service that is directly related to the products or services previously purchased by a Customer of the ANI Arrangement subscriber.

FACILITIES FOR INTRASTATE ACCESS

4. SWITCHED ACCESS (Cont'd)

4.2 Description of Switched Access (Cont'd)

4.2.5 End Office Services Optional Arrangements (Cont'd)

(B) Automatic Number Identification (ANI) Arrangement (Cont'd)

The seven digit ANI telephone number is available with FGB and FGC. It will be transmitted on all calls except those identified as a multiparty line or ANI failure. The ten digit ANI telephone number is only available with FGD. When FGD with SS7 Out of Band Signaling is specified, the Customer may order an ANI equivalent by ordering the Charge Number optional feature as described in 4.2.5(AB). The ten digit ANI telephone number consists of the Numbering Plan Area (NPA) plus the seven digit ANI telephone number. The ten digit ANI telephone number will be transmitted on all calls except those identified as a multiparty line or ANI failure in which case only the NPA will be transmitted (in addition to the information digit described below). The ANI telephone number is the listed telephone number of the end user that originates the call.

With FGC, ANI is provided from end offices at which the Telephone Company recording for end user billing is not provided, or where it is not required, as with SAC Service. It is not provided from end offices for which the Telephone Company needs to forward ANI to its recording equipment.

Where ANI cannot be provided (e.g., on calls from 2 (in some instances) and four-party services) information digits will be provided to the Customer. The information digits are used in the following situations:

- (1) Telephone number is the station billing number - no special treatment is required.
- (2) Multiparty line telephone number is a 2 (in some instances) and four-party line and cannot be identified - number must be obtained via an operator or in some other manner.
- (3) ANI failure has occurred in the end office switch which prevents identification of calling telephone number - number must be obtained by operator or in some other manner.
- (4) (Reserved For Future Use)
- (5) The configuration of the line requires special screening or handling by the Customer, or
- (6) Call is an Automatic Identified Outward Dialed (AIOD) call from end user terminal equipment.

These ANI information digits are available with FGB, FGC, and FGD only. In addition, the following information digits are available with FGD only:

- (a) InterLATA Area restricted - telephone number is identified line.
- (b) InterLATA Area restricted - line requires special screening or handling by the Customer.

These information digits will be transmitted as agreed to by the Customer and the Telephone Company.

The ANI Arrangement is available with BSA-B, BSA-C, and BSA-D as a chargeable BSE as specified in 4.2.21 and 4.5.7.

FACILITIES FOR INTRASTATE ACCESS

4. SWITCHED ACCESS (Cont'd)

4.2 Description of Switched Access (Cont'd)

4.2.5 End Office Services Optional Arrangements (Cont'd)

(C) Intra Access Area Call Denial on Line or Hunt Group

This option allows for the screening of terminating FGA and BSA-A calls. The following screening arrangements are available with this option:

- (1) Screening of terminating calls for completion to only 411, 611, 911, 555-1212, and all valid NXXs associated with the end offices within the LATA, i.e., the call cannot be further switched or routed out of the LATA.
- (2) Screening of terminating calls within the FGA or BSA-A Access Area for completion to only 411, 611, 911, 800, 877, 888, 555-1212, and a Telephone Company specified set of NXXs within the Telephone Company local exchange calling area of the dial tone office in which the arrangement is provided.

All other calls are routed to a reorder tone or recorded announcement. Arrangement 1 is provided where available. Arrangement 2 is provided in all Telephone Company electronic end offices and, where available, in electromechanical end offices. These options are available with FGA or BSA-A.

(D) InterLATA Toll Call Denial on Line or Hunt Group

This option allows for the screening of terminating calls and for completion only of calls within the LATA. All other calls are routed to an appropriate equal access announcement. Specifically, this option would block terminating calls to the following:

- InterLATA, dialed as either 7D, 10D, 1+7D, 1+10D, 950-XXXX, 101XXXX+7D or 101XXXX+10D.
- Service Access Codes (500, 700, 800, 877, 888 and 900).
- Operator, dialed as either 0+, 0-, or 00.

This arrangement is provided in Telephone Company end offices, where available. It is available with FGA or BSA-A at rates and charges in Section 4.5.2(A)(3)(j). Blocking of the 800/877/888 SAC Service Access Code may not be available in all end offices where this arrangement is otherwise available.

(E) Call Denial on Line or Hunt Group Outside the Access Area

This option allows for the screening of terminating calls and for completion only of calls within the Access Area. All other calls are routed to an appropriate equal access announcement. Specifically, this option would block terminating calls to the following:

- Outside the Access Area, dialed as either 7D, 10D, 1+7D, 1+10D, 950-XXXX, 101XXXX+7D or 101XXXX+10D.
- Service Access Codes (500, 700, 800, 877, 888 and 900).
- Operator, dialed as either 0+, 0-, or 00.

This arrangement is provided in Telephone Company end offices, where available. It is available with FGA or BSA-A at rates and charges in Section 4.5.2(A)(3)(j). Blocking of the 800/877/888 SAC Service Access Code may not be available in all end offices where this arrangement is otherwise available.

FACILITIES FOR INTRASTATE ACCESS

4. SWITCHED ACCESS (Cont'd)

4.2 Description of Switched Access (Cont'd)

4.2.5 End Office Services Optional Arrangements (Cont'd)

(F) Dual Tone Multifrequency Address Signaling

This option allows reception of called party address signals from the Customer in the form of Dual Tone Multifrequency (DTMF) signals. It is provided in all Telephone Company end offices where available. When FGA or BSA-A arrangements are provided as part of a hunt group or uniform call distribution group, and the Customer requires DTMF address signaling, then all arrangements in the hunt group or uniform call distribution group will be so equipped. It is available with FGA BSA-A.

(G) Hunt Group Arrangement

The Hunt Group Arrangement is available with FGA as a nonchargeable option. This feature is available with BSA-A as a chargeable BSE as specified in 4.2.22 and 4.5.10.

- (1) This option provides the ability to sequentially access one of two or more line side connections in the originating direction, when the access code of the line group is dialed. This arrangement contemplates one access code (i.e., telephone number) per arrangement.
- (2) This option provides the ability to sequentially access one of two or more lines in the terminating direction, when the hunting number of the line group is forwarded from the Customer to the Telephone Company.

(H) Customer Specification of Switched Access Directionality

This option allows the Customer to specify the directionality of the trunk group (i.e., originating, terminating, or two-way) in lieu of Telephone Company specification. It is available with all Feature Groups and Basic Serving Arrangements. Rates and charges will be developed on an Individual Case Basis.

(I) International Direct Distance Dialing Arrangement

This option allows for FGD or BSA-D end office(s) or Telephone Company access tandem(s) equipped for International Direct Distance Dialing to be arranged to route originating international calls to a Customer other than the one designated by the end user either through presubscription or 101XXXX dialing. This arrangement requires provision of written verification to the Telephone Company from the international carrier that the predesignated Customer is authorized to forward such calls. The written verification must be in the form of a letter of agency authorizing the predesignated Customer to order the option on behalf of the international carrier. This option is only provided at Telephone Company end offices or access tandems equipped for International Direct Distance Dialing.

FACILITIES FOR INTRASTATE ACCESS

4. **SWITCHED ACCESS** (Cont'd)

4.2 Description of Switched Access (Cont'd)

4.2.5 End Office Services Optional Arrangements (Cont'd)

(J) Nonhunting Number for Use with Hunt Group Arrangement

This option provides an arrangement for an individual line within a multiline hunt group that provides access to that line within the hunt group when it is idle or provides busy tone when it is busy, when the nonhunting number is dialed. Where available, this arrangement is provided with originating use for FGA, BSA-A, or terminating use for Special Access Lines.

(K) Nonhunting Number for Use with Uniform Call Distribution Arrangement

This option provides an arrangement for a uniform call distribution multiline hunt group that provides access to an individual line within the hunt group when it is idle or provides busy tone when it is busy, when the nonhunting number is dialed. Where available, this arrangement is provided with originating use for FGA, BSA-A, or terminating use for Special Access Lines. It can only be provided from suitably equipped stored program controlled switches.

(L) Operator Assistance Full Feature Arrangement

This option, which is available only on a direct trunking arrangement provides the initial coin return control function to the Customer's operator. It is available with FGD or BSA-D. Rates and charges will be developed on an Individual Case Basis. This option is unavailable in conjunction with SS7 Out of Band Signaling.

(M) Rotary Dial Station Signaling

This option provides for the transmission of called party address signaling from rotary dial stations to the CDL for originating calls. It is available with FGB or BSA-B where conditions permit.

(N) Service Class Routing

This option provides the capability of directing originating traffic from an end office to a trunk group to a CDL, based on the service prefix indicator (e.g., 0-, 0+ or 01+) or service access code (e.g., 500, 600, 700, 800, 877, 888 or 900). It is provided in suitably equipped end offices or Telephone Company access tandems and is available with FGC, FGD, BSA-C and BSA-D. Originating 500-NXX-XXXX calls are routed in accordance with the 500 Customer Identification Function as described in 4.2.19. Originating 800-NXX-XXXX, 877-NXX-XXXX or 888-NXX-XXXX calls are routed in accordance with the 800/877/888 Customer Identification Function as described in 4.2.10.

(O) Service Code Denial on Line or Hunt Group

This option allows for the screening of terminating calls within the Access Area and for disallowing completion of calls to 0- and N11 (e.g., 411, 611 and 911). Where available, this arrangement is provided in Telephone Company end offices. It is available with FGA or BSA-A and can only be provided from suitably equipped stored program controlled switches.

FACILITIES FOR INTRASTATE ACCESS

4. SWITCHED ACCESS (Cont'd)

4.2 Description of Switched Access (Cont'd)

4.2.5 End Office Services Optional Arrangements (Cont'd)

(P) Trunk Access Limitation

This option provides for the routing of originating 900 or 900-like Service calls to a specified number of transmission paths in a trunk group, in order to limit (choke) the completion of such traffic to a Customer. Calls to the designated service which could not be completed over the subset of transmission paths in the trunk group (i.e., the choked calls) would be routed to reorder tone. This option is provided in all Telephone Company end offices where available. It is available with FGC, FGD, BSA-C and BSA-D.

(Q) Uniform Call Distribution Arrangement

This option provides a type of multiline hunting arrangement which provides for an even distribution of calls among the available lines in a hunt group. Where available, this arrangement is provided with originating use for FGA and terminating use for Special Access Lines.

Uniform Call Distribution is available with BSA-A as a chargeable BSE as specified in 4.2.21 and 4.5.7.

(R) Up to 7 Digit Outpulsing of Access Digits to Customer

This option provides for the end office capability of providing up to 7 digits of the access code to the CDL. The Customer can request that only some of the digits in the access code be forwarded. The access code digits would be provided to the CDL using multifrequency signaling, and transmission of the digits would precede the forwarding of ANI if that arrangement were provided. It is available with FGB and BSA-B in suitably equipped end offices.

(S) Band Advance Arrangement

This arrangement is available for Special Access Lines used with a Switching Interface. This option, which is provided in association with two or more groups, provides for the automatic overflow of terminating calls from a line group, that has exceeded its call capacity, to another line group with equal or a greater number of bands than that of the overflowing line group. This arrangement does not provide for call overflow from a group with a higher designation to one with a lower band designation.

(T) FGD and BSA-D Switched Access with 950-XXXX Access

FGD or BSA-D Switched Access with 950-XXXX Access is an optional arrangement that provides for the routing of originating calls using a Customer's 950-XXXX access code(s) to the Customer over the Customer's FGD or BSA-D trunks. All such calls will be rated as FGD or BSA-D Switched Access calls.

This optional arrangement, available where technically feasible in equal access end offices, uses FGD or BSA-D signaling protocols and technical specifications. The 950-XXXX traffic can be routed over FGD or BSA-D trunks combined with the Customer's standard FGD or BSA-D traffic directly to the CDL or through a Telephone Company access tandem to the CDL. The Customer must be able to differentiate standard FGD or BSA-D calls from 950-XXXX calls delivered over the same FGD or BSA-D trunks. FGD or BSA-D Switched Access with 950-XXXX Access is not available with certain Telephone Company access tandem switches when the signaling from an end office to the Telephone Company access tandem is multifrequency address signaling and the signaling from the Telephone Company access tandem to the CDL is SS7 Out of Band signaling. The Customer may not have originating FGD or BSA-D Switched Access with 950-XXXX Access and originating FGB or BSA-B Switched Access in the same end office utilizing the same 950-XXXX Customer Identification Code.

FACILITIES FOR INTRASTATE ACCESS

4. SWITCHED ACCESS (Cont'd)

4.2 Description of Switched Access (Cont'd)

4.2.5 End Office Services Optional Arrangements (Cont'd)

(U) Operator Assistance for SAC Access Service

This option provides for operator completion of NOO-NXX-XXXX type calls which are generated by an end user by dialing 0- This option is available with SAC Access Service and with FGC, FGD, BSA-C and BSA-D which are used in conjunction with SAC Access Service.

(V) Switched Access Interface

This arrangement provides the line switching and supervisory functions necessary to interface Voice Grade Special Access and Switched Access Services together for the provision of Customer WATS and WATS-Type service. This service provides a transmission path capable of originating and/or terminating the Customer's intrastate and combined interstate/intrastate traffic.

This arrangement is only available from Telephone Company designated end offices which are identified as WATS Serving Offices (WSO) in NECA Tariff FCC No. 4. Technical limitations resident in certain end office switches may preclude the availability of certain Switched Access Interface features. Depending on the configuration selected below, the Telephone Company will provide such services from the closest WSO that is technically equipped to provide such services. Special Access Transport charges as described in 5.1.1(B)(2) will be applicable to the WATS Serving Office appropriately equipped for the service feature requested.

The Switched Access portion of this arrangement is available from Section 4 of this tariff, except as set forth in (5), and provides connectivity from the Telephone Company's WATS Serving Office to the CDL of the Customer. The Special Access portion of this feature is available from Section 5 of this tariff and provides connectivity from the Telephone Company's WATS Serving Office to the end user's CDL.

Switched Access Interface Service is available in the following configurations/features:

(1) Originating Only Feature

The Originating Only feature is available from appropriately equipped WATS Serving Offices on a per line basis and provides for the transporting of intrastate calls from a special access line to the Customer via either FGA, FGB, FGC, FGD, BSA-A, BSA-B, BSA-C or BSA-D switched access. It is provided in the following two arrangements:

FACILITIES FOR INTRASTATE ACCESS

4. SWITCHED ACCESS (Cont'd)

4.2 Description of Switched Access (Cont'd)

4.2.5 End Office Services Optional Arrangements (Cont'd)

(V) Switched Access Interface (Cont'd)

(1) Originating Only Feature (Cont'd)

(a) Restricted Geographic Screening Arrangement - Originating Only

This arrangement provides the ability to screen a dialed number by NPA and/or NXX on the basis of a geographical band which is in accordance with an end user's service agreement with the Customer. The geographical bands available are those in effect as of the effective date of this tariff provision. The Customer must provide the Telephone Company with the band information required for each Special Access Line subscribed to this service.

This arrangement is provided when used exclusively for intrastate traffic. This arrangement is not available for multi-jurisdictional traffic (combined interstate and intrastate) as set forth in 4.2.5(V)(1)(b).

This arrangement is available from appropriately equipped WATS Serving Offices in conjunction with FGC, FGD, BSA-C and BSA-D and provides for:

- the transporting of all intrastate 1+NPA/NXX-XXXX and 1+FNPA-555- 1212 calls to Directory Numbers that are associated with a Customer selected geographic band to the Customer;
- The blocking of all 1+NPA-NXX-XXXX and 1+FNPA-NXX-XXXX calls directed to Directory Numbers that do not lie within the geographic band selected by the Customer;
- The blocking of all 1+500-NXX-XXXX, 0+500-NXX-XXXX, 1+700-NXX-XXXX, 1+800-NXX-XXXX, 1+888-NXX-XXXX and 1+900-NXX-XXXX calls;
- the blocking of all 0+NPA-NXX-XXXX calls;
- the transporting of all calls originated by dialing 0 (zero) to the Telephone Company operator;
- the transporting of all calls originated by dialing 00 (Zero, Zero) to the IC Customer (available only with FGD and BSA-D);
- the blocking of all international calls preceded by the access codes 01 and 011; and
- the blocking of all calls preceded by the access code 101XXXX.

FACILITIES FOR INTRASTATE ACCESS

4. **SWITCHED ACCESS** (Cont'd)

4.2 Description of Switched Access (Cont'd)

4.2.5 End Office Services Optional Arrangements (Cont'd)

(V) Switched Access Interface (Cont'd)

(1) Originating Only Feature (Cont'd)

(b) Unrestricted Arrangement - Originating Only

This arrangement is a multi-jurisdictional offering provided from a Telephone Company appropriately equipped WATS Serving Office and provides for the transporting of interstate and intrastate calls from a Special Access Line to the Customer via FGA, FGB, FGC, FGD, BSA-A, BSA-B, BSA-C and/or BSA-D Switched Access. FGA or BSA-A access is obtained from a WATS Serving Office by dialing a standard seven digit number. FGB or BSA-B access is obtained from a WATS Serving Office by dialing 950 XXXX or 1+950 XXXX. The combining of interstate and intrastate traffic will be in accordance with 4.2.5(V)(5). This arrangement provides for transporting the following types of calls:

- 1+NPA-NXX-XXXX, 1+700-NXX-XXXX, and 1+FNPA-555-1212 calls to the IC Customer or via facilities of the Telephone Company where Commission restrictions exist;
- 1+800-NXX-XXXX, 1+877-NXX-XXXX or 1+888-NXX-XXXX calls to the carrier in accordance with the 800/877/888 Customer Identification Function described in 4.2.10;
- 1+900-NXX-XXXX calls to the carrier in accordance with the 900 Customer Identification Function described in 4.2.11,;
- 1+500-NXX-XXXX or 0+500-NXX-XXXX calls to the carrier in accordance with the 500 Customer Identification Function described in 4.2.19,;
- 0+NPA-NXX-XXXX calls to the IC Customer or via facilities of the Telephone Company where Commission restrictions exist;
- calls originated by dialing 0 (zero) to the Telephone Company operator;
- calls originated by dialing 00 (Zero, Zero) to the IC Customer (available only with FGD or BSA-D);
- calls originated by dialing 01 or 011 to the IC Customer; and
- 1+ or 0 (zero)+ NPA-NXX-XXXX calls preceded by the access code 101XXXX to the carrier designated by the dialed digits (available only with FGD).

Optional Access Code Arrangements

Subject to technical availability, on an individual line basis, calls preceded by the access code 101XXXX will be blocked.

FACILITIES FOR INTRASTATE ACCESS

4. **SWITCHED ACCESS** (Cont'd)

4.2 Description of Switched Access (Cont'd)

4.2.5 End Office Services Optional Arrangements (Cont'd)

(V) Switched Access Interface (Cont'd)

(2) 800/877/888 Type Terminating Only Feature

The 800/877/888 Type Terminating Only feature is available on a per-line basis from appropriately equipped WATS Serving Offices and provides for the termination of all calls from the subscribing carrier (originated on a 1+800, 1+877 and 1+888 basis) directed to the Special Access via FGA, FGB, FGC, FGD, BSA-A, BSA-B, BSA-C or BSA-D Switched Access. This optional arrangement is not available with Tandem Switch Signaling.

(3) Combined Originating 800/877/888 Type Terminating Calling Feature

The Combined Originating/Terminating Calling feature is available on a per-line basis from appropriately equipped WATS Serving Offices and provides the functionalities of both the Originating Only and the 800/877/888 Type Terminating Only features. This optional arrangement is not available with Tandem Switch Signaling.

(4) The following matrix details the direction, call type, service prefix and traffic types provided on each Switched Access Interface Arrangement.

<u>Switched Access Interface Arrangements</u>				
Restricted	800/877/888	Combined		
Geographic	Type	Orig/800/		
Screening	Unrestricted	Terminating	877/888	Type
<u>Arrangement</u>	<u>Arrangement</u>	<u>Only</u>	<u>Terminating</u>	

Section Ref.	(V)(1)(a)	(V)(1)(b)	(V)(2)	(V)(3)
--------------	-----------	-----------	--------	--------

Directionality

Originating Only	x	x		
Terminating Only			x	
Two-Way				x

Call Type (1+)

Local	B	B	B	B
IntraLATA/Intrastate	B	R/D*	C	R/D/C*
IntraLATA/Interstate	D	D	C	D/C
InterLATA/Intrastate	B	D*	C	D/C*
InterLATA/Interstate	D	D	C	D/C

Service Prefix

0-	R	R		R
00-	D	D		D
0+	B	D*		D*
IDDD	B	D		D
101XXXX	B	D/B*		D/B*

* Intrastate traffic will be delivered to the Customer except where a Commission restriction on the passage of intraLATA traffic exists.

FACILITIES FOR INTRASTATE ACCESS

4. **SWITCHED ACCESS** (Cont'd)

4.2 Description of Switched Access (Cont'd)

4.2.5 End Office Services Optional Arrangements (Cont'd)

(V) Switched Access Interface (Cont'd)

(4) (Cont'd)

<u>Switched Access Interface Arrangements</u>			
Restricted	800/877/888	Combined	
Geographic	Type	Orig/800/	
Screening	Unrestricted	Terminating	877/888 Type
<u>Arrangement</u>	<u>Arrangement</u>	<u>Only</u>	<u>Terminating</u>

Traffic Type

411	B	B	B	
911	R	R	R	
976	R	R	R	
700	B	D	D	
500/800/877/888/900	B	D	D	D

D = Telephone Company DELIVERS traffic to the Customer.
 R = Telephone Company RETAINS and completes traffic.
 C = Telephone Company COMPLETES traffic to the end user's premises.
 B = Telephone Company BLOCKS traffic to an announcement.

(5) Intrastate Traffic

An interstate Switched Access Interface and an intrastate Switched Access Interface must be ordered for the provisioning of multi-jurisdictional access.

Unless the Customer subscribes to the 101XXXX blocking option offered in Section 4.2.5(V)(1)(b)i, all calls carried over a Special Access Line used in conjunction with a Switched Access Interface for multi-jurisdictional access will be passed to the Customer for completion except where a Commission restriction exists

The terms, conditions, and rates for the intrastate Special Access and Switched Access associated with this feature are in Sections 4 and 5 of this tariff.

When the Customer orders Special Access from Section 5 of the Frontier Tariff FCC No. 4, for the facilities between the end user's premises and the WATS Serving Office for use with Multi-jurisdictional Access as set forth above, the Customer will be exempted from the intrastate charge for these same facilities.

FACILITIES FOR INTRASTATE ACCESS

4. **SWITCHED ACCESS** (Cont'd)

4.2 Description of Switched Access (Cont'd)

4.2.5 End Office Services Optional Arrangements (Cont'd)

(W) Switched Data Service

(1) Switched 56

This option provides for a connection capable of up to 56 Kbps digital transmission between the Customer's CDL and a suitably equipped end office. Switched Data service lines connected at those suitably equipped end offices will be accessed on a switched basis for digital transmission up to 56 Kbps. These locations are identified in the National Exchange Carrier Association, Inc., Tariff F.C.C. No. 4 Wire Center and Interconnection Information.

This option is provided only with FGD or BSA-D. A separate FGD or BSA-D trunk group must be established for the provision of Switched Data service. This trunk group requires the use of a DS1 digital interface as described in Section 4.2.3(B)(6). Switched Data and Non-Switched Data traffic may not be combined on the same trunk group.

Access is made via the standard dialing pattern as set forth in section 4.2.1(D)(8) and 4.2.2(D)(8).

(2) Switched 64

This option provides for a connection capable of up to 64 Kbps digital transmission with clear channel capability between the Customer's CDL and a suitably equipped end office. Clear channel capability allows for full bandwidth availability to the Customer with no part of the channel used for control, framing or signaling.

Switched 64 requires all digital facilities including the use of a DS1 digital interface as described in Section 4.2.3(B)(6) and is available only with FGD or BSA-D from end offices capable of providing SS7 signaling, Bipolar with Eight Zero Substitution (B8ZS) line code format and Integrated Services Digital Network (ISDN) or other Switched Data based services. These locations are identified in the National Exchange Carrier Association, Inc., Tariff F.C.C. No. 4 Wire Center and Interconnection Information.

Access is made via the standard dialing pattern as set forth in section 4.2.1(D)(8) and 4.2.2(D)(8).

A separate FGD or BSA-D trunk group must be established for the provision of Switched 64 service.

Switched data and non-switched data traffic may not be combined on the same trunk group.

FACILITIES FOR INTRASTATE ACCESS

4. SWITCHED ACCESS (Cont'd)

4.2 Description of Switched Access (Cont'd)

4.2.5 End Office Services Optional Arrangements (Cont'd)

(X) 0+900 Service

The 0+900 Service option provides 0+900+NXX-XXXX dialing capability from end offices converted to equal access within a LATA. The 0+900 Service option is provided only in conjunction with a Customer's 1+900+NXX-XXXX dialing capability and is not offered without that capability.

Calls to a 900 number dialed via 0+ will be blocked unless an ASR requesting unblocking is submitted to the Telephone Company by the Customer. In addition, calls originating in a LATA for which 1+900 and 0+900 dialing capability has been established will be blocked utilizing the following blocking specifications.

- 1+900+NXX-XXXX will be blocked from coin phones (except Customer owned coin operated telephones), 101XXXX, Inmate Service, Hotel/Motel Service (except those with Customer owned rating services).
- 0+900+NXX-XXXX will be blocked from 101XXXX and Inmate Service.

FACILITIES FOR INTRASTATE ACCESS

4. **SWITCHED ACCESS** (Cont'd)

4.2 Description of Switched Access (Cont'd)

4.2.5 End Office Services Optional Arrangements (Cont'd)

(Y) Signaling System 7 (SS7) Out of Band Signaling

This option is provided in conjunction with Common Channel Signaling System 7 (CCS7) Access Service. CCS7 Access Service is provided pursuant to the rates, terms and conditions as set forth in the Company's Tariff Frontier FCC No. 4, and is only available with Switched Access FGD or BSA-D Service, 500 SAC Access, 800/877/888 SAC Access and 900 SAC Access Services. SS7 Out of Band Signaling provides common channel out of band transmission of address and supervisory SS7 protocol signaling information between the end office or Telephone Company access tandems and the CDL. FGD or BSA-D Switched Access, 500 SAC Access, 800/877/888 SAC Access and 900 SAC Access Service equipped with SS7 Out of Band Signaling (Tandem Switch Signaling is only available on FGD Switched Access, 500 SAC Access and 900 SAC Access Services) are available with the following interface arrangements: DS1 Digital, DS1C Digital (existing Customers only), DS3 Digital and DS3C Digital (existing Customers only). SS7 Out of Band Signaling is provided at suitably equipped Telephone Company end offices or Telephone Company access tandems. The technical specifications for SS7 Out of Band Signaling are described in Bellcore Technical Reference Publication TR-TSV-000905.

(Z) Calling Party Number (CPN) Parameter

The CPN parameter, available as a nonchargeable option for originating FGD or BSA-D with SS7 Out of Band Signaling, provides for the automatic transmission of the ten digit directory number, associated with a calling station, to the Customer's premises for originating calls. The ten digit number consists of the NPA plus the seven digit telephone number which may or may not be the same number as the calling station's charge number. The CPN parameter also includes a "privacy indicator" which allows the ten digit telephone number to be coded as presented or restricted for delivery to the called end user. The technical specifications for CPN are described in Bellcore Technical Reference Publication TR-TSV-000905.

(AA) Carrier Selection Parameter (CSP)

The CSP, available as a nonchargeable option for originating FGD or originating BSA-D with SS7 Out of Band Signaling, provides for the automatic transmission of a signaling indicator which signifies to the Customer whether or not a given call originated from a presubscribed line. If the line was presubscribed, the indicator will signify if the end user did or did not dial 101XXXX. The technical specifications for CSP are described in Bellcore Technical Reference Publication TR-TSV-000905.

(AB) Charge Number (CN) Parameter

The CN parameter, available as a nonchargeable option for originating FGD with SS7 Out of Band Signaling, is equivalent to the existing ten digit Automatic Number Identification (ANI) available with FGD with MF signaling. When BSA-D with SS7 Out of Band Signaling is specified, the Customer may order the CN parameter at the rates for ANI-BSE as shown in 4.6. The CN parameter provides for the automatic transmission of the ten digit billing number of the calling station and the originating line information. The technical specifications for CN are described in Bellcore Technical Reference Publication TR-TSV-000905.

FACILITIES FOR INTRASTATE ACCESS

4. SWITCHED ACCESS (Cont'd)

4.2 Description of Switched Access (Cont'd)

4.2.5 End Office Services Optional Arrangements (Cont'd)

(AB) Charge Number (CN) Parameter (Cont'd)

These information digits shall only be used for billing and collection, routing, screening, and completion of the originating subscriber's call or transaction or for service directly related to the originating subscriber's call or transaction.

The information provided shall not be reused or resold without first notifying the originating telephone subscriber and obtaining affirmative consent of the subscriber for reuse or resale.

Unless the originating subscriber has given consent for the reuse or resale, any information provided shall not be used for any purpose other than:

- performing the services or transactions that are subject of the originating subscriber's call;
- ensuring network performance security, and the effectiveness of call delivery;
- compiling, using and disclosing aggregate information, and,
- complying with applicable laws.

The above restrictions shall not prevent the subscriber to the CN Parameter from using information acquired from a CN Parameter, such as the telephone number or information derived from analysis of the characteristics of calls received through the CN Parameter, to offer a product or service that is directly related to the products or services previously purchased by a Customer of the CN Parameter subscriber.

(AC) Tandem Switch Signaling

This option allows for the passing of the Carrier Identification Code (CIC) and the OZZ code or circuit code information needed to perform tandem switching functions. The CIC identifies the uniform access code associated with the Switched Access usage for a specific interexchange carrier. The OZZ code identifies the service class routing code of a multifrequency call that indicates the interexchange carrier's trunk group to which the traffic will be routed. The circuit code identifies the service class routing of an SS7 call that indicates the interexchange carrier's trunk group to which the traffic will be routed (e.g., 0+, 0-, 500, 900, etc.). This option is only available with FGD Switched Access, 500 SAC Access and 900 SAC Access Services and can only be provided from equal access end offices. This option is not available from end offices that use alternate technologies to provide equal access capabilities, or from Telephone Company access tandems.

FACILITIES FOR INTRASTATE ACCESS

4. SWITCHED ACCESS (Cont'd)

4.2 Description of Switched Access (Cont'd)

4.2.5 End Office Services Optional Arrangements (Cont'd)

(AD) Carrier Identification Parameter (CIP)

Carrier Identification Parameter (CIP) is available as an optional feature in conjunction with originating FGD with SS7 Out of Band Signaling. CIP provides for the transmission of the Carrier Identification Code (CIC) or the access code 101XXXX to the Customer with the Initial Address Message (IAM). CIP is available with originating FGD in suitably equipped end offices and access tandems. CIP will be populated by a 4-digit CIC at the rates shown in 4.6.9. Application of the charges is in 4.5.2(H)(11).

The Telephone Company will make every effort to maintain the CIP information equipment and facilities in a format which facilitates the Customer's use of the CIP offering. Changes (i.e., technology, Customer account makeup, etc.) can occur affecting such information; however, and the Telephone Company cannot guarantee that the CIP equipment and facilities will be completely capable of processing CIP data at all times. Accordingly, the Telephone Company shall not be liable for any incidental, indirect, special or consequential damages (including lost revenue or profits) of any kind, resulting from inaccuracy of CIP data and/or the inability of its equipment and facilities to process CIP data.

(AE) Flexible Automatic Number Identification (FLEX ANI)

FLEX ANI, available as a nonchargeable option, when ordered in conjunction with the ANI optional feature or the ANI BSE, provides additional values for the ANI Information Indicator (II) digits to identify calls originating from public telephone access service lines for per call compensation. The FLEX ANI option is provided per end office on a Carrier Identification Code (CIC) basis and is available with FGD service or BSA D service at suitably equipped end offices.

FACILITIES FOR INTRASTATE ACCESS

4. SWITCHED ACCESS (Cont'd)

4.2 Description of Switched Access (Cont'd)

4.2.6 Call Restriction and Code Screening Reports

The Customer, when ordering Call Denial on Line or Hunt Group, Service Class Routing, or Trunk Access Limitation, as in 4.2.5 shall report the appropriate codes to be instituted in each end office switch.

4.2.7 Installation and Acceptance Testing of Switched Access

- (A) The Switched Access provided under this tariff (a) will include any Telephone Company installed equipment, entrance cable or drop wiring, and wiring or cable within a building necessary to terminate the Switched Access at a point of termination reasonably situated so as to serve the CDL, and (b) will be installed by the Telephone Company to such a point of termination. The Customer shall be responsible for providing facilities beyond the point of termination. When performing installation and acceptance testing, the Telephone Company will, on a cooperative basis, test the line or trunk beyond the Customer's first point of switching (i.e., End-to-End).
- (B) At no additional charge, the Telephone Company will, at the Customer's request, cooperatively test, at the time of installation, loss, 3-tone slope, DC continuity C-notched noise, C-message noise and operational signaling, when applicable. When the Interface Arrangement is established at the Telephone Company's first point of switching, and the Customer requests these tests, the Telephone Company will perform the tests independently and provide the results to the Customer. When the Interface Arrangement provides a four-wire voice transmission facility and the point of termination provides two-wire voice transmission (i.e., there is a four-wire to two-wire conversion at the point of termination), echo control (balance echo return loss/equal level echo path loss) may also be tested.

Additional charges will apply as in 6.6(A)(1) when: (a) the Customer requests a test not set forth above, or (b) the test requested is not essential to the installation of the particular Switched Access ordered.

If acceptance tests are not started within 15 minutes after the scheduled appointment time for such tests, as negotiated between the Telephone Company and the Customer, additional charges will apply, as in 6.2(d) and 6.2(G), unless the delay is caused by the Telephone Company.

4.2.8 Provision of Design Layout Report

The Telephone Company will provide to the Customer the makeup of the Switched Transport portion of the Switched Access provided under this tariff to enable the Customer to design its overall service. This information will be reissued or updated whenever the makeup of the facilities provided to the Customer are materially changed.

FACILITIES FOR INTRASTATE ACCESS

4. SWITCHED ACCESS (Cont'd)

4.2 Description of Switched Access (Cont'd)

4.2.9 Network Management

The Telephone Company will administer its network to ensure the provision of standard traffic grade of service levels to all telecommunications users of the Telephone Company's network services. The Telephone Company maintains the right to apply protective controls such as diversion of overflow traffic to informational announcements or restriction of access to congested traffic areas on any traffic carried over its network in order to assure satisfactory service levels to all Customers. These controls include the right to restrict and, if necessary, deny access to and from the point of termination at the CDL.

Outage credit will apply as in 2.4.4, in cases where all transmission paths are blocked as a result of application of protective controls, except that to the extent that these controls relate to emergency situations, no notice requirement is necessary beyond that already provided for in this tariff.

4.2.10 800/877/888 Customer Identification Function

This function utilizes 800/877/888 Data Base Query Service, as described in 4.2.18, to screen all ten digits of all 800-NXX-XXXX, 877-NXX-XXXX or 888-NXX-XXXX type calls generated by end users to determine the Customer to which the 800/877/888 call is to be routed. This function is provided with 800/877/888 SAC Access Service. This function is not available with Tandem Switch Signaling.

4.2.11 900 Customer Identification Function

This function provides for screening of the first six digits of all 900-NXX-XXXX type calls generated by end users to determine the Customer to which the call is to be routed. This function is provided in conjunction with 900 SAC Access Service and with FGC, FGD, BSA-C and BSA-D. This function is available with Tandem Switch Signaling.

4.2.12 Design and Routing of Switched Access

The Telephone Company shall work cooperatively with the Customer to design and determine the routing and directionality of Switched Access including the selection of facilities from the first point of switching to the CDL. Selection of facilities, equipment and routing of the Switched Access is based on standard engineering methods, facilities and equipment available, Telephone Company traffic routing plans and the Customer's order for service.

4.2.13 Provision of Switched Access Performance Data

Performance data for Switched Access will be made available to the Customer based on Telephone Company established intervals and availability. This data may include, but is not limited to, equipment blockage and failure results, ineffective attempt performance, transmission failures, and other service-related data. Any request for data or format that is not Telephone Company Standard will be handled on an Individual Case Basis with any associated cost to be borne by the Customer. Performance data related to Customer provided facilities will not be provided.

FACILITIES FOR INTRASTATE ACCESS

4. SWITCHED ACCESS (Cont'd)

4.2 Description of Switched Access (Cont'd)

4.2.14 Transmission Performance

Each Switched Access transmission path is provided with a standard transmission performance. The standard for a particular path is dependent on the Interface Arrangement and whether the Switched Access is routed direct or via a Telephone Company access tandem. In addition, Data Transmission Parameters may be ordered by the Customer. The transmission performance parameters are in Section 7000 of the Technical Interface Reference Manual. The transmission performance parameters relate only to the Telephone Company provided portion of the service.

4.2.15 Design Blocking Probability

The Telephone Company will design the facilities used in the provision of Switched Access to meet the blocking probability criteria as follows:

- (A) For FGA or BSA-A, no design blocking criteria apply.
- (B) For FGB, FGC, BSA-B, BSA-C and SAC Access Service, the design blocking objective will be one percent (.01) between the CDL and the first point of switching Service Standards. Standard traffic engineering methods will be used by the Telephone Company to determine the number of transmission paths required to achieve this level of blocking.
- (C) For FGD or BSA-D, the design blocking objective will be one percent (.01) between the CDL and the end office switch as in reference document Grade of Service Standards. Standard traffic engineering methods will be used by the Telephone Company to determine the number of transmission paths required to achieve this level of blocking.
- (D) When FGB, FGC, FGD, BSA-B, BSA-C, BSA-D or SAC Access Service is ordered in trunks, the Telephone Company cannot guarantee these design blocking probabilities. The Telephone Company will perform routine measurement functions except on FGA or BSA-A, to assure that an adequate number of transmission paths are in service. The Telephone Company will recommend that additional capacity (BHMC or quantities of trunks) be ordered by the Customer when additional paths are required to reduce the measured blocking to the designed blocking level. For the capacity ordered, the design blocking objective is assumed to have been met if the routine measurements show that the measured blocking does not exceed the threshold listed in the following tables.

FACILITIES FOR INTRASTATE ACCESS

4. **SWITCHED ACCESS** (Cont'd)

4.2 Description of Switched Access (Cont'd)

4.2.15 Design Blocking Probability (Cont'd)

(D) (Cont'd)

- (1) For FGB, FGC, BSA-C and BSA-D transmission paths carrying traffic between a CDL and the first point of switching or FGD and BSA-D transmission paths carrying traffic direct between a CDL and an end office the measured blocking thresholds are as follows:

<u>Number of Transmission Paths Per Trunk Group</u>	<u>Measured Blocking Thresholds in the Daily Busiest Hour for the Number of Measurements Per Trunk Group</u>			
	<u>15-20</u>	<u>11-14</u>	<u>7-10</u>	<u>5-6</u>
	<u>Measurements</u>	<u>Measurements</u>	<u>Measurements</u>	<u>Measurements</u>
2	.070	.080	.090	.140
3	.050	.060	.070	.090
4	.050	.060	.070	.080
5-6	.040	.050	.060	.070
7 or more	.030	.035	.040	.060

- (2) For FGD and BSA-D transmission paths carrying traffic between a CDL and an end office via an access tandem, the measured blocking thresholds are as follows:

<u>Number of Transmission Paths Per Trunk Group</u>	<u>Measured Blocking Thresholds in the Daily Busiest Hour for the Number of Measurements Per Trunk Group</u>			
	<u>15-20</u>	<u>11-14</u>	<u>7-10</u>	<u>5-6</u>
	<u>Measurements</u>	<u>Measurements</u>	<u>Measurements</u>	<u>Measurements</u>
2	.045	.055	.060	.095
3	.035	.040	.045	.060
4	.035	.040	.045	.055
5-6	.025	.035	.040	.045
7 or more	.020	.025	.030	.040

4.2.16 Special Facilities Routing

A Customer may request that the facilities used to provide Switched Access be specially routed. The regulations, rates and charges for Special Facilities Routing (i.e., Avoidance, Diversity and Cable-Only) are in Section 9.

FACILITIES FOR INTRASTATE ACCESS

4. **SWITCHED ACCESS** (Cont'd)

4.2 Description of Switched Access (Cont'd)

4.2.17 Information Surcharge

- (A) The Information Surcharge applies to each Switched Access minute of use (measured or assumed) and shall be assessed upon all Customers that use local switching facilities for the provision of intrastate or foreign telecommunications.
- (B) The Information Surcharge is to recover the costs of the functions associated with the printing of the directory white pages. The surcharge is assessed to a Customer based on the total number of access minutes at the rates in 4.6.4. Application of the premium and nonpremium Information Surcharge is in 4.5.2(H)(1).
- (C) The Information Surcharge rate element does not apply to switched access minutes of use that originate or terminate at MTSOs directly interconnected to a Telephone Company access tandem office.

4.2.18 800/877/888 Data Base Query Service

800/877/888 Data Base Query Service, offered in conjunction with 800/877/888 SAC Access Service, performs the 800/877/888 Customer Identification Function, as described in 4.2.10, to determine the customer to whom 800/877/888 calls must be routed. For all 1+800-NXX-XXXX, 1+877-NXX-XXXX or 1+888-NXX-XXXX calls originated by an end user, the Telephone Company will perform the customer identification function using a Telephone Company 800/877/888 Data Base to screen the dialed ten digits of the 800/877/888 call to determine the customer selected by the 800/877/888 subscriber to carry that 800/877/888 call. If the 800/877/888 call originates from an end office switch not equipped to provide the customer identification function, the call will be routed to a Telephone Company access tandem switch equipped to provide the customer identification function. Once customer identification has been established through 800/877/888 Data Base Query Service, the 800/877/888 call will be routed to the selected customer for completion.

Basic 800/877/888 Data Base Queries provide instructions to route 1+800, 1+877 or 1+888 calls on a simple call turn around basis to one particular customer or to different customers based on the LATA in which the 800/877/888 call originates.

Premium 800/877/888 Data Base Queries provide instructions to route 1+800-NXX-XXXX, 1+877-NXX-XXXX or 1+888-NXX-XXXX calls to:

- (A) Different customers based on time of day, day of week, or based on number of calls allocated by 800/877/888 subscriber selected percentages.
- (B) Different terminating locations based on time of day, day of week, or based on number of calls allocated by 800/877/888 subscriber selected percentages.
- (C) Standard seven digit local exchange telephone numbers at the terminating end based on the 800/877/888 subscriber's specific requirements.

The 800/877/888 subscriber is responsible for arranging the entry of the various routing instructions discussed herein into the Number Administration service Center's (NASC's) Service Management System (SMS).

Rate regulations and charges applicable to 800/877/888 Data Base Query Service appear in 4.5.2(B) and 4.6.3(A).

FACILITIES FOR INTRASTATE ACCESS

4. **SWITCHED ACCESS** (Cont'd)

4.2 Description of Switched Access (Cont'd)

4.2.19 500 Customer Identification Function

This function provides for screening of the first six digits of all 500-NXX-XXXX type calls generated by end users to determine the Customer to which the call is to be routed. This function is provided in conjunction with 500 SAC Access Service and with FGC and FGD. This function is available with Tandem Switch Signaling.

4.2.20 Tandem Switch Signaling

Tandem Switch Signaling, offered in conjunction with FGD Switched Access, 500 SAC Access or 900 SAC Access Services with either multifrequency access signaling or SS7 Out of Band Signaling Access Service, provides the Carrier Identification Code (CIC) and the OZZ code or circuit code as described in 4.2.5(AC) to determine the Customer and trunk group(s) where traffic will be routed.

Rate regulations applicable to Tandem Switch Signaling are found in 4.5.2(H)(7).

FACILITIES FOR INTRASTATE ACCESS

4. SWITCHED ACCESS (Cont'd)

4.2 Description of Switched Access (Cont'd)

4.2.21 Basic Service Elements (BSEs)

The following Basic Service Elements (BSEs) are chargeable unbundled service options available only with Basic Serving Arrangements. The Telephone Company makes no guarantee that these BSE's will be available in all locations. Rate regulations and charges applicable to BSEs appear in 4.5.7 and 4.6.8.

(A) Alternate Traffic Routing -

This BSE provides the capability of directing originating traffic from an end office (or appropriately equipped access tandem) via a trunk group (the "high usage" group) to a CDL until that group is fully loaded, and then delivering additional originating traffic (the "overflowing" traffic) from the same end office or access tandem to a different trunk group or groups (via one or more intermediate high usage groups) to one or more CDLs until the originating traffic is directed to a final group. The Customer shall specify the last trunk CCS desired for the high usage group and each intermediate group.

Alternate Traffic Routing - BSE is provided in suitably equipped end office or access tandem switches and is available with BSA-B, BSA-C, and BSA-D.

(B) Automatic Number Identification

This BSE provides the automatic transmission of a seven or ten digit number and information digit to the CDL for calls originating in the Access Area to identify the calling station. The ANI arrangement will be associated with all individual transmission paths in a trunk group when this arrangement is provided.

These information digits shall only be used for billing and collection, routing, screening, and completion of the originating subscriber's call or transaction or for service directly related to the originating subscriber's call or transaction.

The ANI provided shall not be reused or resold without first notifying the originating telephone subscriber and obtaining affirmative consent of the subscriber for reuse or resale.

Unless the originating subscriber has given consent for the reuse or resale, any information provided shall not be used for any purpose other than:

- performing the services or transactions that are subject of the originating subscriber's call;
- ensuring network performance security, and the effectiveness of call delivery;
- compiling, using and disclosing aggregate information; and,
- complying with applicable laws.

The above restrictions shall not prevent the subscriber to the ANI Arrangement from using information acquired from an ANI Arrangement, such as the telephone number or information derived from analysis of the characteristics of calls received through the ANI Arrangement, to offer a product or service that is directly related to the products or services previously purchased by a Customer of the ANI Arrangement subscriber.

FACILITIES FOR INTRASTATE ACCESS

4. SWITCHED ACCESS (Cont'd)

4.2 Description of Switched Access (Cont'd)

4.2.21 Basic Service Elements (Cont'd)

(B) Automatic Number Identification (Cont'd)

The seven digit ANI telephone number is available with BSA-B and BSA-C. It will be transmitted on all calls except those identified as a multiparty line or ANI failure. The ten digit ANI telephone number is only available with BSA-D. When BSA-D with SS7 Out of Band Signaling is specified, the Customer may order an ANI equivalent by ordering the Charge Number Parameter as described in 4.2.5(AB) at the rates for ANI-BSE as shown in 4.6. The ten digit ANI telephone number consists of the Numbering Plan Area (NPA) plus the seven digit ANI telephone number. The ten digit ANI telephone number will be transmitted on all calls except those identified as a multiparty line or ANI failure in which case only the NPA will be transmitted (in addition to the information digit described below). The ANI telephone number is the listed telephone number of the end user that originates the call.

With BSA-C, ANI is provided from end offices at which the Telephone Company recording for end user billing is not provided, or where it is not required, as with 800/877/888 Service. It is not provided from end offices for which the Telephone Company needs to forward ANI to its recording equipment.

Where ANI cannot be provided (e.g., on calls from 2, in some instances, 4, and 8 party services) information digits will be provided to the Customer. The information digits are used in the following situations:

- (1) Telephone number is the station billing number - no special treatment is required.
- (2) Multiparty line telephone number is a 2, in some instances, 4, or 8 party line and cannot be identified - number must be obtained via an operator or in some other manner.
- (3) ANI failure has occurred in the end office switch which prevents identification of calling telephone number - number must be obtained by operator or in some other manner.
- (4) The configuration of the line requires special screening or handling by the Customer, or
- (5) Call is an Automatic Identified Outward Dialed (AIOD) call from end user terminal equipment.

These ANI information digits are available with BSA-B, BSA-C, and BSA-D only. In addition, the following information digits are available with BSA-D only:

- (a) InterLATA Area restricted - telephone number is identified line.
- (b) InterLATA Area restricted - line requires special screening or handling by the Customer.

These information digits will be transmitted as agreed to by the Customer and the Telephone Company.

(C) User Transfer

This option, available with BSA-A, provides the ability to temporarily hold an established call, originate another call to a third party, and then redirect the first call to the third party. When a call has been transferred, the original line is cleared to place or receive another call.

FACILITIES FOR INTRASTATE ACCESS

4. **SWITCHED ACCESS** (Cont'd)

4.2 Description of Switched Access (Cont'd)

4.2.21 Basic Service Elements (BSEs) (Cont'd)

(D) Hunt Group Arrangement -

This BSE, available only with BSA-A, provides the ability to sequentially access one of two or more line side connections in the originating direction, when the access code of the line group is dialed. This BSE contemplates one access code (i.e., telephone number) per arrangement. This BSE also provides the ability to sequentially access one of two or more lines in the terminating direction, when the hunting number of the line group is forwarded from the Customer to the Telephone Company.

(E) Queuing

This BSE is available only with BSA-A in conjunction with the Uniform Call Distribution (UCD) BSE and may only be provided in Telephone Company electronic end offices.

When all terminals in a UCD Arrangement are busy, queuing allows for an incoming call to be placed in queue to await an available terminal in the UCD arrangement. When a call is placed in queue, audible ringing is returned to the Customer and no further indication is sent until a terminal completes the call. The call that has been in queue the longest will be the first call handled when a terminal becomes available. The maximum number of calls that can be placed in queue is dependent upon the total number of lines in the multiline hunt group. If the incoming call cannot be placed in queue, the calling party will receive a busy tone.

(F) Uniform Call Distribution -

This BSE provides a type of multiline hunting arrangement which evenly distributes calls among the available lines in a hunt group. Where available, this arrangement is provided with originating use for BSA-A and terminating use for Special Access Lines.

(G) Simplified Message Desk Interface

This option provides call-related information for calls utilizing a BSE hunt group arrangement. SMDI provides the capability for delivering the called number, the calling number, and a call forwarding indicator (i.e., call forwarding busy, call forwarding don't answer, or direct call). This information is transmitted to the CDL utilizing a DNAL (Section 4.2.2). In addition, where Customer equipment exists, SMDI will allow a Customer to activate a message waiting indicator to the called number. The message waiting indicator includes Message Waiting Indication - Audible or Message Waiting Indication - Audible Ring Burst.

The Customer shall provide the appropriate Customer Premises Equipment (CPE) to store, display or print the transmitted call status information as well as equipment to activate or deactivate the message waiting indicator. The Telephone Company assumes no liability and will be held harmless for any incompatibility of their CPE to perform satisfactorily with this feature. This BSE, available with BSA-A, is provided from suitably equipped end offices. The Customer is responsible for providing a modem at the CDL which interfaces with the Telephone Company equipment at 1200 baud ASCII.

FACILITIES FOR INTRASTATE ACCESS

4. SWITCHED ACCESS (Cont'd)

4.2 Description of Switched Access (Cont'd)

4.2.21 Basic Service Elements (BSEs) (Cont'd)

(H) Caller Identification - Number -

This BSE provides the Customer with the calling party's directory number at the time the call is received. The calling number is transmitted to the Customer during the first silent interval of the ringing cycle. The number is displayed on Customer-provided equipment.

Where available, this arrangement is provided as a nonchargeable option with originating BSA-A.

(I) Remote Call Forwarding -

Remote Call Forwarding (RCF) is a service that utilizes a seven digit Directory Number (DN) to automatically forward all incoming calls to another DN. The forwarded to number can be in the same central office switch or in another central office switch.

The remote call forwarding directory number is not directly associated with an access connection arrangement, but rather is a software translation programmed within the central office switch. All calls dialed to that directory number will forward to another number automatically. The subscriber to this capability does not have a station set for termination of calls made to their remote call forwarding number. Where available, this arrangement is provided with BSA-A.

(J) Direct Inward Dialing -

This BSE provides a two or four wire DID termination with line treatment at the first point of switching that permits the Dial Tone Central Office Switch to deliver all or part of the called number to the Customer premises at the time the call is established. Multifrequency (MF), Dual Tone Multifrequency (DTMF) or Dial Pulse address signaling is used by the Telephone Company to deliver only the called telephone number to the Customer premises. No other address signaling will be delivered to the Customer premises. The type of signaling utilized depends on the Dial Tone Office switching equipment available. If additional address signaling is required by the Customer, it must be provided by the Customer's end user using inband tone address signals which will not be regenerated by the Telephone Company and will be subject to the ordinary transmission capabilities of the Switched Transport provided.

This BSE is only available with BSA-A arrangements and only in the originating direction. The Customer must order a DID Termination and the first group of 20 DID numbers to be associated with the DID Termination in addition to BSA-A service. Additional groups of 20 DID telephone numbers are available. If the grade of service at the group busy hour of the DID trunk group is less than P.05 for two consecutive months, the Customer may be required to subscribe to additional DID Terminations. The DID optional feature is only available as a stand alone BSE or optional feature, no other BSEs or optional features can be used in conjunction with it.

FACILITIES FOR INTRASTATE ACCESS

4. SWITCHED ACCESS (Cont'd)

4.2 Description of Switched Access (Cont'd)

4.2.21 Basic Service Elements (BSEs) (Cont'd)

(K) Billed Number Screening -

This BSE prevents the billing of incoming collect and third number billed calls to a Customer's telephone account.

Where available, this arrangement is provided with BSA-A.

(L) Digital Channel Service -

This BSE provides a digital common line connection between the CDL and the local serving wire center. The digital transmission rate available is either DS1 (1.544 Mbps) or DS3 (44.736 Mbps).

Digital Channel Service will be used by the Customer to aggregate the Customer's telecommunication services onto a digital local loop.

This arrangement is provided on an Individual Case Basis (ICB) with BSA-D.

FACILITIES FOR INTRASTATE ACCESS

4. SWITCHED ACCESS (Cont'd)

4.3 Obligations of the Customer

4.3.1 On and Off-Hook Supervision

The Customer facilities shall provide the necessary on and off-hook supervision.

4.3.2 ASR Requirements

The Customer shall order all Switched Access as described in Section 3, 4.3.2 and 4.3.3.

ASRs for Entrance Facilities and Direct-Trunked Transport must specify the Customer designated location, type of service (e.g., Voice Grade, DS1 or DS3), the channel interface, and any options desired. In addition, ASRs for Direct-Trunked Transport must specify any Hubs involved and the end office, when direct routing to an end office is desired, or the Telephone Company access tandem if direct routing to a Telephone Company access tandem switch for purposes of obtaining Tandem-Switched Transport is desired.

ASRs for Direct-Trunked Transport must also specify the Feature Group or BSA, number of lines or trunks at the end office or Telephone Company tandem, major traffic types and directionality. Ordered quantities shall be specified by originating and terminating direction and by traffic types (e.g., MTS/MTS-type or WATS/WATS-type). Where the Customer desires to segregate its originating traffic into separate trunk groups by type of traffic, the Customer must specify the ordered quantities by trunk group and by traffic type. For example, if a Customer desires a separate trunk group to carry its 500, 800, 888 or 900 traffic, the order must specify the trunks or BHMCs associated with 500, 800, 888 or 900 traffic for that trunk group.

Customers may order Tandem-Switched Transport by specifying the number of trunks required between the CDL and access tandem switch or BHMCs between the CDL and the end office. The Customer shall provide, when it orders BHMC, its projected intrastate BHMC between the CDL and each end office in the Access Area by traffic type. The Customer shall provide when it orders lines or trunks, its projected intrastate traffic distribution by percent for each end office in the Access Area by traffic type. If the Customer fails to provide its traffic distribution, the Telephone Company will use appropriate Telephone Company traffic studies to project traffic distribution by end office.

When FGA or BSA-A is ordered the Customer shall specify whether or not the terminating traffic is to be restricted to the Access Area as in 4.2.1, 4.2.2 and 4.2.5(C), (D) or (E), or extended beyond the Access Area (i.e., local calling area) as in 4.5.2(H)(3). If the Customer wishes to restrict the traffic, the rates in 4.5.2(B) may apply depending upon the optional arrangement selected.

When the Alternate Traffic Routing optional arrangement is provided, Percent Traffic Routed (PTR) values must be provided on the ASR as described in 4.5.2(H)(2)(h).

When a Customer orders Switched Access for mixed interstate and intrastate usage, the Customer shall provide an estimate of the total usage which will be interstate by traffic type. The Customer allocated percentages will be used as a basis of the jurisdictional determination for billing purposes of all charges until a more accurate determination can be provided as in 4.3.3 and 4.5.2(D).

FACILITIES FOR INTRASTATE ACCESS

4. **SWITCHED ACCESS** (Cont'd)

4.3 Obligations of the Customer (Cont'd)

4.3.3 Jurisdictional Determination

For purposes of determining the jurisdiction of Switched Access traffic, once the Switched Access service is activated, the following criteria will apply:

- (A) When the Telephone Company has measurement capability to provide the data to determine the jurisdiction of Switched Access traffic, the Telephone Company will determine the jurisdiction of Switched Access traffic. In those instances where the Telephone Company cannot determine the jurisdiction, the Customer will be required to provide this information as described below.
- (B) To determine the jurisdiction of FGA and FGB Switched Access traffic and that traffic placed on a 1+ basis in conjunction with FGA, the following criteria will apply:
 - (1) Traffic that enters a Customer's network at a point within the same state as that in which the station designated by dialing is situated will be considered as intrastate.
 - (2) Traffic that enters a Customer's network at a point in a state other than that in which the station designated by dialing is situated will be considered interstate.
- (C) When determining the jurisdiction of Switched Access traffic provided via a BSA or BSE and the intrastate equivalent of the BSA or BSE is only available on a bundled feature group basis, intrastate usage will be prorated to the bundled intrastate feature group equivalent of the BSA.
- (D) When a Customer submits an order for Switched Access services the Customer must state the Percentage of Interstate Usage (PIU) on a statewide, LATA, billing account number (BAN) or end office level as follows:
 - (1) For FGA, FGB, FGC, FGD, BSA-A, BSA-B, BSA-C, BSA-D, 500, 800, 888 and 900 End Office services, the PIU will be applied to the appropriate Carrier Common Line, End Office Switching, Information Surcharge, Interconnection Charge, and, if applicable, Tandem Switched Transport and Tandem Switching minutes of use.
 - (2) A PIU shall be provided for each Entrance Facility and a separate PIU shall be provided for each Direct-Trunked Transport facility reflecting the originating and terminating traffic of all Switched Access services that use such facilities. When a Customer orders the same type of Entrance Facility and Direct-Trunked Transport, i.e., DSO, DS1 or DS3, from the CDL to the first point of switching or the Telephone Company hub, the Customer may submit one PIU to be applied to both the Entrance Facility and the Direct-trunked Transport. A consolidated PIU for all Entrance Facility and Direct-Trunked Transport may be provided at the option of the Customer if such PIU is representative of the actual interstate use of the service.
 - (3) The PIU for Switched Access Services must be provided by the Customer of record when used in conjunction with Switched Access EIS as described in Section 17.
 - (4) The PIU for Switched Access services must be provided by the Customer of record when used in conjunction with Tandem Switch Signaling.

FACILITIES FOR INTRASTATE ACCESS

4. SWITCHED ACCESS (Cont'd)

4.3 Obligations of the Customer (Cont'd)

4.3.3 Jurisdictional Determination (Cont'd)

(E) If the Customer provides jurisdictional information, the following requirements apply:

- (1) The Customer will provide quarterly reports indicating the percent of total Telephone Company provided Switched Access usage that is interstate and intrastate. The reports may aggregate usage at a statewide, LATA, BAN (Billing Account Number) or end office level.
- (2) The reports will be based on the calendar year and will be due within fifteen days after the end of the quarter beginning with the completion of the first full quarter of service.
- (3) The Customer will maintain records of call detail from which the jurisdictional determination is made. For verification purposes the Telephone Company may request that these records be made available for inspection and audit on not more than an annual basis. Such audit may be conducted by independent auditors if the Telephone Company and the Customer, or the Customer alone, is willing to pay the expense.

The quarterly reports will be used as the basis for prorating charges to the interstate and intrastate jurisdictions for the next three months' billing and will be effective on the first day of the next monthly billing period which begins at least 15 business days after the day on which the Customer reports the revised jurisdictional information to the Telephone Company.

In the event the Customer fails to provide a report for one or more quarters, the Telephone Company will use the most recently provided quarterly report for subsequent bills until the Customer provides an updated report.

No revisions to bills preceding the effective date of the revised jurisdictional information will be made based on this report.

In those situations where a PIU for Entrance Facility or Direct-Trunked Transport charges has not been provided with a quarterly update and is therefore not available, the Telephone Company will apply a current PIU from its Jurisdictional Factors Database. The first available factor from the following sequence will be selected: Feature Group D first, Feature Group B second and Feature Group C third.

FACILITIES FOR INTRASTATE ACCESS

4. SWITCHED ACCESS (Cont'd)

4.3 Obligations of the Customer (Cont'd)

4.3.4 Jurisdictional Determination - Intrastate InterLATA and Intrastate IntraLATA

- (A) For the purposes of determining the amount of InterLATA and IntraLATA Switched Access traffic, the following requirements will apply:
- (1) When a Customer orders new FGA, FGB, FGC, FGD, SAC Access Service or Special Access used with a Switching Interface as in 4.2.5(V), the Customer shall, in its order, state the proportion of the service which is to be provided for intrastate interLATA and/or intrastate intraLATA use. The numbers shall be stated as whole number percentages (numbers of 0 through 100) which is the Customer's best estimate of the percentage of the total traffic that will be intrastate interLATA and/or intrastate intraLATA in nature.
 - (2) This reported Percentage for Intrastate InterLATA Use (PIIU) and/or Percentage for Intrastate IntraLATA Use (PILU) will be used in the determination of all interstate, intrastate interLATA and intrastate intraLATA charges for the service, until it is superseded by a revised PIIU, and PILU as in (3).
 - (3) When the Customer determines that the currently effective PIIU and PILU is no longer accurate, the Customer shall report in writing to the Telephone Company a revised PIIU and/or PILU. The report must clearly identify each service, the account number under which it is billed, and both the current and revised PIIU and/or PILU. This revised PIIU and/or PILU will become effective on the first day of the next monthly billing period which begins at least 15 business days after the day on which the Customer reports the revised PIIU and/or PILU to the Telephone Company. No revisions to bills preceding the effective date of the revised PIIU and/or PILU will be made based on this report.
 - (4) In those cases where the Customer is unable or does not provide Percentage of Intrastate IntraLATA Use (PILU) as specified herein, the Telephone Company shall compute the PILU as a residual of the Percentage of Interstate Use and Percentage of Intrastate InterLATA Use reported by the Customer.
- (B) Switched Access Service Chargeable Optional Features

When a Switched Access Service chargeable optional feature is provided in an end office the Percentage of Intrastate InterLATA Use (PIIU) and Percentage of Intrastate IntraLATA Use (PILU) used in the determination of interstate, intrastate interLATA and intrastate intraLATA charges for the Switched Access Service chargeable optional feature will be that of the associated Feature Group Switched Access Service.

FACILITIES FOR INTRASTATE ACCESS

4. SWITCHED ACCESS (Cont'd)

4.3 Obligations of the Customer (Cont'd)

4.3.4 Jurisdictional Determination - Intrastate InterLATA and Intrastate IntraLATA (Cont'd)

(C) Determination of Intrastate Charges for Mixed Interstate, Intrastate InterLATA and Intrastate IntraLATA Access Service

When mixed interstate, intrastate interLATA and intrastate intraLATA Access Service is provided, all charges (i.e., nonrecurring, monthly and/or usage) including optional features charges, will be prorated between interstate, intrastate interLATA and intrastate intraLATA. The Percentages for Intrastate InterLATA Use (PIIU), and Percentage for Intrastate IntraLATA Use (PILU) reported as in 4.3.4(A) will serve as the basis for prorating the charges. The percentage of an Access Service to be charged as intrastate interLATA and/or intrastate intraLATA is applied in the following manner:

- (1) For monthly and nonrecurring chargeable rate elements, multiply the PIIU or PILU times the quantity of chargeable elements times the state tariff rate per element. For elements of FGB, FGC, or FGD Switched Access Service which are billed at the tandem level, the PIIU and PILU applied shall be a composite of the PIIU and PILU of each subtending end office served, weighted by the number of end user access lines served by each end office.
- (2) For usage sensitive (i.e., access minutes and calls) chargeable rate elements:
 - Multiply the actual measured use which is identified as intrastate interLATA and intrastate intraLATA from the call detail recording times the stated tariff rate.
 - Multiply the PIIU and PILU times the actual use (i.e., measured or Telephone Company assumed average use) which cannot be jurisdictionally identified from call detail recording times the stated tariff rate.

4.4 Payment Arrangements and Credit Allowances

4.4.1 Cancellation of Applications

A Customer may cancel an application for Switched Access in accordance with the regulations and charges in Section 3.

FACILITIES FOR INTRASTATE ACCESS

4. SWITCHED ACCESS (Cont'd)

4.4 Payment Arrangements and Credit Allowances (Cont'd)

4.4.2 Credit Allowances

- (A) Allowances for service interruptions are in 2.4.4.
- (B) Usage Sensitive Service credit will be included in the FGA or BSA-A monthly bills rendered to Customers to reflect usage charges collected from their end users for intrastate calls. The amount of credit per minute is in 4.6.5. The credit applies to the End Office Switching rate element for originating calls. When the Customer is provided originating only FGA or BSA-A service, the credit will apply to either the actual access minutes measured or the assumed minutes as in 4.5.2(l)(3).

No credit will apply for terminating only FGA or BSA-A.

- (C) (Reserved for Future Use)

4.5 Rate and Charge Regulations

4.5.1 Rate Elements

For the purposes of determining the rates and charges for Switched Access, including SAC Access Service, the following rate elements may apply:

- Entrance Facility
- Direct-Trunked Transport
- Tandem-Switched Transport
- Interconnection Charge
- Multiplexing
- Cross Connect Charge
- End Office Switching
- Information Surcharge
- 800/877/888 Data Base Query
- Shared Trunk Port
- Dedicated Trunk Port
- Shared Multiplexing

FGB, FGC, FGD, BSA-B, BSA-C, BSA-D and SAC Access Service are also subject to Network Blocking call charge per call as in 4.5.2(C).

4.5.2 Rate Regulations

This section contains the specific regulations governing the rates and charges that apply for Switched Access, including SAC Access Service and 800/877/888 Data Base Query Service.

(A) Types of Rates and Charges

There are three types of rates and charges. These are usage sensitive rates, flat rates and nonrecurring charges. The rates and charges are described as follows:

FACILITIES FOR INTRASTATE ACCESS

4. SWITCHED ACCESS (Cont'd)

4.5 Rate and Charge Regulations (Cont'd)

4.5.2 Rate Regulations (Cont'd)

(A) Types of Rates and Charges (Cont'd)

(1) Usage Rated

Usage rates are rates applied on a per Access Minute basis either as premium or nonpremium as described in 4.5.2(H)(1), or they are applied on a per query basis either as basic or premium as described in 4.5.2(B).

End Office Switching and Information Surcharge rate elements are usage rated.

The Tandem-Switched Transport - Termination, Tandem Switching, Interconnection, Shared Trunk Port and Shared Multiplexing rate elements are usage rated.

The Tandem-Switched Transport - Facility rate element is both usage and distance-sensitive.

(2) Flat Rated

Flat rates apply, on a per month basis, regardless of the amount of rate element usage. Flat rates may be either distance-sensitive or nondistance-sensitive.

Dedicated Switched Access Transport is a flat-rated, distance-sensitive rate element applicable to CCS7 Access Service.

Direct-Trunked Transport is flat-rated and is both distance and nondistance-sensitive.

The Entrance Facility is flat-rated and is nondistance-sensitive.

Dedicated Multiplexing, the Cross Connect Charge and Dedicated Trunk Port charge are all flat-rated elements.

(3) Nonrecurring Charges

Nonrecurring charges are one-time charges that apply for specific work activities in conjunction with providing Switched Access Service or a change to an existing Switched Access Arrangement, Feature Group or Basic Serving Arrangement.

FACILITIES FOR INTRASTATE ACCESS

4. SWITCHED ACCESS (Cont'd)

4.5 Rate and Charge Regulations (Cont'd)

4.5.2 Rate Regulations (Cont'd)

(A) Types of Rates and Charges (Cont'd)

(3) Nonrecurring Charges (Cont'd)

(a) Service Installation Charges

The Service Installation charge applies to Customer requests for installation of Switched Access Entrance Facilities from the CDL to the serving wire center. The charge applies on a per Entrance Facility basis and is dependent upon the type of Entrance Facility ordered (i.e., Voiceband, DS1 or DS3).

(b) Installation of Voiceband Entrance Facilities

The Service Installation charge associated with the Installation of Voiceband Entrance Facilities is specified in 4.6.2(J).

(c) Installation of Multiplexing Arrangements

A Nonrecurring charge applies for the installation of multiplexing arrangements available with Switched Access Service. This charge applies per multiplexing arrangement ordered and is dependent upon the type of multiplexing performed (DS1 to Voice or DS3 to DS1). This charge also applies whether the multiplexing arrangement is installed coincident with the initial installation or at anytime subsequent to the installation of service.

(d) Installation of DS1 and DS3 Entrance Facilities

(1) DS1 Standard Arrangements

For DS1 Entrance Facilities, a separate nonrecurring charge applies for the first DS1 Entrance Facility ordered and each additional DS1 Entrance Facility between the same CDL and serving wire center. The "First System" charge is assessed per entrance facility for the first DS1 ordered. When the same Customer requests additional DS1 service on the same ASR, to be installed at the same time between the same CDL and serving wire center, the "Additional System" charge will apply.

(2) For DS3 Entrance Facilities, the charge for the installation will apply at the rates set forth in 4.6.2(J). These charges will apply for each DS3 Entrance Facility ordered.

FACILITIES FOR INTRASTATE ACCESS

4. SWITCHED ACCESS (Cont'd)

4.5 Rate and Charge Regulations (Cont'd)

4.5.2 Rate Regulations (Cont'd)

(A) Types of Rates and Charges (Cont'd)

(3) Nonrecurring Charges (Cont'd)

(e) Switched Access Installation charge Waiver (Cont'd)

Pursuant to the Federal Communications Commission's (FCC) Order in CC Docket No. 96-262, Access Charge Reform, released May 16, 1997, all nonrecurring charges (NRCs) for service connection are waived when a Customer converts trunks from tandem-switched to direct-trunked for Tandem Switched Transport between the Tandem Switch and the Serving Wire Center (SWC). NRCs are also waived if a Customer orders the discontinuance of overprovisioned trunks between the Tandem Switch and the SWC. Waiver of these NRCs continues through December 31, 1998.

(f) Switched Access Ordering Charge

This charge, applied on a per ASR basis, is associated with the work performed by the Telephone Company in connection with the receiving, recording and processing of service requests. The Switched Access Ordering Charge applies to all requests to establish Entrance Facilities, Direct-Trunked Transport Facilities, and Tandem-Switched Transport Facilities. Where Entrance Facilities and Direct-Trunked and/or Tandem-Switched Transport are ordered on a single ASR, only one Switched Access Ordering Charge applies. This charge is in addition to any Service Installation Charge for Entrance Facility installations.

The Switched Access Ordering Charge will not apply to ASRs received prior to December 1, 1992, for service rearrangements to establish 800 SAC access trunk groups or to establish combined 800 and Long Distance Message Telecommunications Service (LDMTS) trunk groups, both equipped with SS7 Out of Band Signaling, from the Telephone Company access tandem to the CDL. The requested in-service date for the trunk rearrangements shall be no later than January 15, 1993.

The Switched Access Ordering Charge will apply for a change in FGD or BSA-D switched access and 800/877/888 SAC access signaling from multifrequency address signaling to SS7 Out of Band Signaling except as specified above.

This charge also applies, per ASR, for the installation, addition, change, rearrangement or move of EIS Switched and Special Access Service facilities, except as specified in 4.5.2(A)(3)(g).

The Switched Access Ordering Charge applies to a Customer request to change an end user WATS Access Line (i.e., OutWATS) to a different band. This charge does not apply to 800/877/888 (InWATS) Service.

The Switched Access Ordering Charge also applies to requests to activate additional trunks or to increase BHMC on existing Switched Transport Facilities and, changes in the type of Feature Group or Direct-Trunked Transport, for any modifications or changes to existing services that are not considered an administrative change as described in 4.5.2(A)(3)(g). This would include such activities as:

- Changes and/or additions to end office services optional arrangements (changes in hunt group or screening arrangements).

FACILITIES FOR INTRASTATE ACCESS

4. SWITCHED ACCESS (Cont'd)

4.5 Rate and Charge Regulations (Cont'd)

4.5.2 Rate Regulations (Cont'd)

(A) Types of Rates and Charges (Cont'd)

(3) Nonrecurring Charges (Cont'd)

(f) Switched Access Ordering Charge (Cont'd)

- The combination or splitting of FGA or BSA-A hunt groups.
- A move to a new point of termination within the same CDL.
- Changes of a telephone number for FGA or BSA-A or Special Access Lines used with a Switching Interface.
- The activation or deactivation of 500 or 900 SAC NXX Codes on a per tandem level or end office basis.
- The unblocking or blocking of 0+900 dialing capability or a per tandem level or end office basis.
- The addition of Operator Services to existing services.
- Changes to or additions of Basic Service Elements (BSEs) associated with an established Basic Serving Arrangement.

The Switched Access Ordering Charge will not apply to requests where the Customer has existing FGB or BSA-B and/or FGD or BSA-D at a Telephone Company access tandem and the Customer wants to add FGB or BSA-B and/or FGD or BSA-D to a subtending end office which is converting to equal access, and the request does not involve physical changes, additions or deletions to the existing facilities.

The Switched Access Ordering charge will not apply to requests where the Customer has existing FGB or BSA-B and/or FGD or BSA-D and the Customer wants to add a new CIC Code to those existing facilities (except as noted above).

(g) Service Rearrangements

Service rearrangements are changes to existing (installed) services which may be administrative only in nature or involve an actual physical change in service.

Changes in the type of Entrance Facility will be treated as a discontinuance of one type of service and a start of another. the Service Installation charge shall apply to the new Entrance Facility installation.

Changes in the physical location of the point of termination are treated as moves which are described and charged for as in 4.5.2(A)(3)(l).

FACILITIES FOR INTRASTATE ACCESS

4. SWITCHED ACCESS (Cont'd)

4.5 Rate and Charge Regulations (Cont'd)

4.5.2 Rate Regulations (Cont'd)

(A) Types of Rates and Charges (Cont'd)

(3) Nonrecurring Charges (Cont'd)

(g) Service Rearrangements (Cont'd)

Changes in name or ownership or transfer of responsibility from one Customer to another requires the discontinuance of service and the start of a new service when an interruption or relocation of service is involved. The Switched Access Ordering charge and Service Installation Charge, if appropriate, and any appropriate Minimum Period Charges will apply per service change.

Administrative changes will be made without charge to the Customer. Administrative changes are as follows:

- Change in name or ownership or transfer of responsibility from one Customer to another, provided there is no interruption of use or relocation of Switched Access Service,
- Change of Customer or Customer's end user premise address when the change of address is not a result of a physical relocation of equipment,
- Change in billing data (name, address or contact name or telephone number),
- Change in Customer circuit identification,
- Change of billing account number,
- Change of Customer testline number,
- Change of Customer or Customer's end user contact name or telephone number, and
- Change of agency authorization

If the change involves only rollovers or grooming, then no charges will apply. A rollover is the retermination of a segment of a lower capacity switched transport entrance facility onto a high capacity switched transport entrance facility. The rollover must occur in the wire center when the higher capacity service is multiplexed with no other changes to the lower capacity service being reterminated (i.e., the segment must not require rerouting to connect to the multiplexer of the higher capacity service).

Grooming is the retermination of a lower capacity switched transport entrance facility from one channel in a higher capacity switched transport entrance facility to another channel in another higher capacity switched transport entrance facility (i.e., changes in connecting facility assignment) in the same wire center with no other changes to the lower capacity service.

FACILITIES FOR INTRASTATE ACCESS

4. **SWITCHED ACCESS** (Cont'd)

4.5 Rate and Charge Regulations (Cont'd)

4.5.2 Rate Regulations (Cont'd)

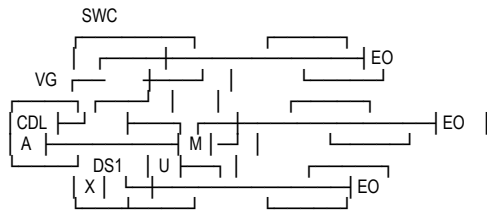
(A) Types of Rates and Charges (Cont'd)

(3) Nonrecurring Charges (Cont'd)

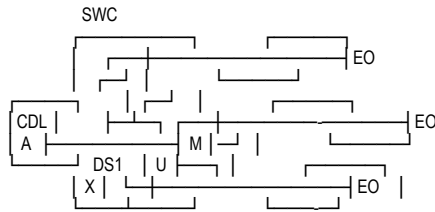
(g) Service Rearrangements (Cont'd)

Example 1 - Rollover of an Entrance Facility

Current Configuration

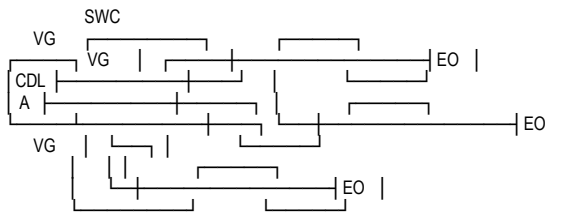


New Configuration

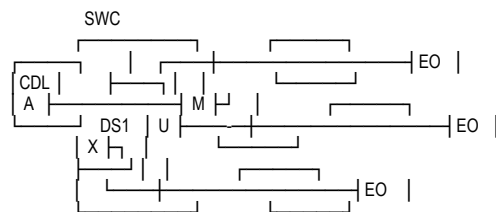


Example 2 - Rollover of an Entrance Facility

Current Configuration



New Configuration



FACILITIES FOR INTRASTATE ACCESS

4. SWITCHED ACCESS (Cont'd)

4.5 Rate and Charge Regulations (Cont'd)

4.5.2 Rate Regulations (Cont'd)

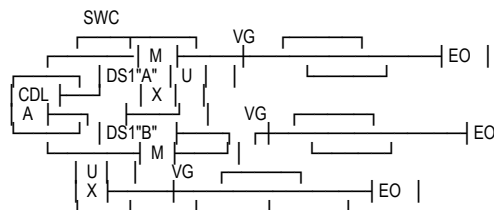
(A) Types of Rates and Charges (Cont'd)

(3) Nonrecurring Charges (Cont'd)

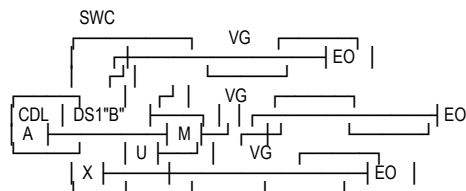
(g) Service Rearrangements (Cont'd)

Grooming of an Entrance Facility

Current Configuration



New Configuration



(h) Design Change Charge

A design change is any change to a pending ASR or a change to an existing service which requires engineering review or change. Design changes may include the addition or deletion of End Office Services Optional Arrangements or changes in the signaling arrangements associated with the Entrance Facilities as described in 4.2.3(B). Design changes do not include a change of Switched Access Entrance Facility or facility type, IC CDL, end user premises, end office switch, or Feature Group type or Basic Serving Arrangement type. Changes of this nature will require the issuance of a new ASR and the cancellation of the original ASR with the appropriate cancellation charges applied.

The Telephone Company will review the requested change, notify the Customer whether the change can be accommodated and if a new service date is required. If the Customer authorizes the Telephone Company to proceed with the design change, a Design Change Charge will apply.

FACILITIES FOR INTRASTATE ACCESS

4. SWITCHED ACCESS (Cont'd)

4.5 Rate and Charge Regulations (Cont'd)

4.5.2 Rate Regulations (Cont'd)

(A) Types of Rates and Charges (Cont'd)

(3) Nonrecurring Charges (Cont'd)

(h) Design Change Charge (Cont'd)

The Design Change Charge for Switched Access Service in Section 4.6.1(C) will apply on a per ASR per occurrence basis for each request requiring a design change.

The Design Change Charge is in addition to any Switched Installation and Ordering charges associated with the change requested.

If a change of service date is required, the Service Date Change Charge in 3.2.2(A) will also apply.

(i) Installation Charge for FGA or BSA-A Optional Call Blocking Arrangements (USOC - CAH)

This charge applies per FGA or BSA-A line equipped with either of the optional call blocking arrangements in Section 4.2.5(D) and (E); InterLATA Call Denial on Line or Hunt Group or Call Denial on Line or Hunt Group outside the Access Area. This charge applies in addition to applicable Switched Access Ordering Charges.

(j) 0+900 Service

A nonrecurring charge is applicable to the unblocking of 0+900 dialing capability in an end office in addition to the rates and charges applicable to Switched Access service outlined in other sections of this tariff. Switched Access ordering charges also apply. The 0+900 Service option is not offered without 1+900 access capability.

Switched Access minutes of use apply to 0+900 usage.

(k) Change of Switched Access Type

Changes from one type of Switched Access to another including the change from Feature Group to Basic Serving Arrangement or the change from Basic Serving Arrangement to Feature Group will be treated as a discontinuance of one type of FIA and start of another. The Switched Access Installation and Ordering Charges will apply, with the following exception:

- (1) When a Customer upgrades a FGA, FGB or FGC to a FGD at the same first point of switching, the charge will not apply. If however, optional features are added to the service at the time the conversion takes place, the Ordering Charge for these additions will apply.
- (2) When a Customer upgrades a BSA-A, BSA-B, or BSA-C to a BSA-D at the same first point of switching, the charge will not apply. If however, a BSE(s) are added to the service at the time the conversion takes place, the Switched Access Ordering Charge for these additions will apply.

FACILITIES FOR INTRASTATE ACCESS

4. SWITCHED ACCESS (Cont'd)

4.5 Rate and Charge Regulations (Cont'd)

4.5.2 Rate Regulations (Cont'd)

(A) Types of Rates and Charges (Cont'd)

(3) Nonrecurring Charges (Cont'd)

(k) Change of Switched Access Type (Cont'd)

- (3) When a Customer orders the conversion of FGA to BSA-A, FGB to BSA-B, FGC to BSA-C, or the conversion of FGD to BSA-D at the same first point of switching and without the addition of BSEs not comparable to any optional arrangements already included with the feature group to be converted, the Switched Access Ordering Charge will not apply for a period of 180 days from December 5, 1995.
- (4) Where a Customer has Feature Group B (FGB) and Feature Group D (FGD) at a Telephone Company access tandem, the following application of charges will apply for end office conversions:
 - (a) Where FGB Service exists at an end office the Customer may retain the FGB Service or upgrade the FGB Service to FGD Service in conjunction with equal access conversion. When the Customer requests no physical changes or trunking additions/deletions to the existing facilities, the ordering charge will not apply to retain the existing service or upgrade.
 - (b) Where FGB and/or FGD Service exists at a Telephone Company access tandem but does not exist at an end office and the Customer now wants to add FGB and/or FGD to the end office, the ordering charge will apply to add the service when the Customer requests no physical changes, additions or deletions to his existing service.
 - (c) Where FGB and/or FGD Service exists at a Telephone Company access tandem and FGB also exists at the end office and the Customer wants to retain the FGB Service but add FGD Service with equal access conversion, the ordering charge will apply to add the FGD Service when the Customer requests no physical changes, additions or deletions to his existing service.
- (5) Where a Customer has BSA-B and BSA-D at a Telephone Company access tandem, the following application of charges will apply for end office conversions:
 - a) Where BSA-B service exists at an end office the Customer may retain the BSA-B service or upgrade the BSA-B service to BSA-D service in conjunction with equal access conversion. When the Customer requests no physical changes or trunking additions/deletions to the existing facilities, the ordering charge will not apply to retain the existing service or upgrade.
 - b) Where BSA-B and/or BSA-D service exists at a Telephone Company access tandem but does not exist at an end office and the Customer now wants to add BSA-B and/or BSA-D to the end office, the ordering charge will not apply to add the service when the Customer requests no physical changes, additions, or deletions to the Customer's existing facilities.

FACILITIES FOR INTRASTATE ACCESS

4. SWITCHED ACCESS (Cont'd)

4.5 Rate and Charge Regulations (Cont'd)

4.5.2 Rate Regulations (Cont'd)

(A) Types of Rates and Charges (Cont'd)

(3) Nonrecurring Charges (Cont'd)

(k) Change of Switched Access Type (Cont'd)

(5) (Cont'd)

- (c) Where BSA-B and/or BSA-D service exists at a Telephone Company access tandem and BSA-B also exists at the end office and the Customer wants to retain the BSA-B service but add BSA-D service with equal access conversion, the ordering charge will not apply to add the BSA-D service when the Customer requests no physical changes, additions, or deletions to the Customer's existing facilities.

(l) Moves

A move involves a change in the physical location of the point of termination of Switched Access. A move normally involves an interruption of the Switched Access for the period required to complete the move. The charge for the move depends on whether the move is within the same CDL or to a different CDL.

(1) Same CDL

When the move is to a new point within the same CDL (same address and/or same building), the Switched Access Ordering Charge in 4.6.1(B) will apply. There will be no change in the minimum period requirements.

(2) A Different CDL

When the move is to a different CDL, or to an EIS as described in Section 17, it will be treated as a disconnect and an installation of Switched Access. The Switched Access Installation and Ordering charges, as specified in 4.6.1(A) will apply to the Switched Access, installed at the CDL. A new minimum period will also be established for the installed Switched Access. The Customer will remain responsible for all remaining minimum period charges associated with the disconnected Switched Access.

(B) 800/877/888 Data Base Query Service

Query usage charges for 800/877/888 Data Base Query Service shown in 4.6.3(A) apply as follows:

- (1) A Basic 800/877/888 Data Base Query charge will apply for each basic 800, 877 or 888 call query completed at the Telephone Company's 800/877/888 data base. Per query charges are accumulated over a monthly period and billed to the Customer on a monthly basis.
- (2) A Premium 800/877/888 Data Base Query charge will apply for each premium 800, 877 or 888 call query completed at the Telephone Company's 800/877/888 data base. Per query charges are accumulated over a monthly period and billed to the Customer on a monthly basis.

FACILITIES FOR INTRASTATE ACCESS

4. **SWITCHED ACCESS** (Cont'd)

4.5 Rate and Charge Regulations (Cont'd)

4.5.2 Rate Regulations (Cont'd)

(C) Network Blocking Charge for Tandem Switched FGB, FGC, FGD, BSA-B, BSA-C, BSA-D and SAC Access Service

The Customer will be notified by the Telephone Company to increase its capacity when excessive trunk group blocking occurs on groups carrying FGB, FGC, FGD, BSA-B, BSA-C, BSA-D or SAC Access Service traffic and the measured access minutes for the Daily Busiest Hour exceed the capacity purchased. Excessive trunk group blocking occurs when the blocking thresholds stated below are exceeded. They are predicated on Daily Busiest Hour measurements for four contiguous weeks using the five highest traffic days of the week, excluding national holidays. The Telephone Company will not bill the Customer a Network Blocking Charge if an ASR for additional capacity is received by the Telephone Company within 15 days of the notification. If an ASR is not received within 15 days of notification, the rate in 4.6.1(D) will apply when (1) the Daily Busiest Hour average blocking for the four contiguous weeks exceeds the threshold level, and (2) the average originating or two-way usage measured for these same hours exceeds the Switched Access capacity purchased.

Blocking Thresholds

<u>Trunks in Service</u>	<u>1%</u>	<u>1/2%</u>
1-2	.070	.045
3-4	.050	.035
5-6	.040	.025
7 or more	.030	.020

The one percent blocking threshold is for FGB, FGC, BSA-B, BSA-C and SAC Access Service transmission paths carrying traffic between a CDL and the first point of switching, or FGD and BSA-D transmission paths carrying traffic direct between a CDL and an end office. The one-half percent blocking threshold is for FGD and BSA-D transmission paths carrying traffic between a CDL and an end office via an access tandem.

(D) Determination of Intrastate Charges for Mixed Interstate and Intrastate Switched Access

When mixed interstate and intrastate Switched Access Service is provided, all charges, except for the Cross Connect element for EIS, will be prorated based on the jurisdictional distribution of access minutes as in 4.3.2 and 4.3.3. The portion of a Switched Access Service to be charged as intrastate is determined in the following manner:

For usage rated elements, multiply the percent intrastate use times the total usage, either measured or assumed, rounded to whole access minutes times the appropriate tariff rate element.

For monthly and nonrecurring rate elements, except the Cross Connect element, multiply the percent interstate use times the quantity of each chargeable element times the stated tariff rate per element.

The jurisdiction of the Switched Access Cross Connect element will be determined in the same manner as the jurisdiction is determined for Special Access services as described in Section 5.1.6.

FACILITIES FOR INTRASTATE ACCESS

4. SWITCHED ACCESS (Cont'd)

4.5 Rate and Charge Regulations (Cont'd)

4.5.2 Rate Regulations (Cont'd)

(E) Local Dial-It Services

Customers will be billed charges for terminating Switched Access calls to certain community information services, for which rates are applicable under Telephone Company General and/or Local tariffs, (e.g., 976 Dial-It Network Services).

(F) Local Directory Assistance

Terminating Switched Access calls dialed to local directory assistance (411 and 555-1212 numbers) will be rated under the applicable rates for the Switched Access in 4.6. In addition, the charge per call to Directory Assistance in the Telephone Company General and/or Local tariffs may also apply.

(G) (Reserved for Future Use)

(H) Description and Application of Rates

(1) Determination of Premium Rates and Nonpremium Rates

The Interconnection Charge, End Office Switching and Information Surcharge rates are applied either as premium rates or nonpremium rates at the rates set forth in 4.6.

The specific application of premium and nonpremium rates for a specific Customer is dependent upon the Feature Group or Basic Serving Arrangement and the availability of equal access capabilities in the end office or the WATS Serving Office to which the service is provided. The Entrance Facility, Direct-Trunked Transport, Tandem-Switched Transport, Multiplexing and Cross Connect rate elements are not subject to premium and nonpremium rating.

Premium rates apply to all FGC, FGD, BSA-C and BSA-D access minutes; to all FGA, FGB, BSA-A, BSA-B and SAC Access Service access minutes that originate from or terminate at end offices or WATS Serving Offices equipped with equal access (i.e., FGD or BSA-D) capabilities; and to all FGB or BSA-B access minutes that terminate at end offices not equipped with equal access, when the service is provided to Customers who furnish MTS and WATS. Premium rates also apply to switched access minutes that originate or terminate at a Mobile Telephone Switching Office (MTSO) directly interconnected to a Telephone Company access tandem office or to an equal access type end office.

Premium rates apply to all BSEs provided at end offices and access tandems equipped with equal access and to all BSEs provided in conjunction with BSA-B access minutes that terminate at end offices not equipped with equal access, when the service is provided to Customers who furnish MTS and WATS.

FACILITIES FOR INTRASTATE ACCESS

4. **SWITCHED ACCESS** (Cont'd)

4.5 Rate and Charge Regulations (Cont'd)

4.5.2 Rate Regulations (Cont'd)

(H) Description and Application of Rates (Cont'd)

(1) Determination of Premium Rates and Nonpremium Rates (Cont'd)

Nonpremium rates (i.e., discounted access minute rates) apply to all FGA, FGB, BSA-A, BSA-B and SAC Access Service access minutes (measured or assumed) that originate from or terminate at end offices or WATS Serving Offices which are not equipped with equal access capabilities, except for FGB or BSA-B terminating access minutes generated by providers of MTS and WATS.

Nonpremium rates apply to all BSEs provided at end offices or access tandems not equipped with equal access except when such BSEs are provided in conjunction with BSA-B access minutes that terminate at end offices not equipped with equal access, when the service is provided to Customers who furnish MTS and WATS.

Nonpremium rates also apply to switched access minutes of use that originate/terminate at a MTSO directly interconnected to a Telephone Company nonequal access type end office.

When an Access Area has a mixture of equal access and nonequal access end offices and end office specific usage measurement is not available, the provisions in 4.5.2(H)(6) will be used to determine the application of premium rates or nonpremium rates.

FACILITIES FOR INTRASTATE ACCESS

4. SWITCHED ACCESS (Cont'd)

4.5 Rate and Charge Regulations (Cont'd)

4.5.2 Rate Regulations (Cont'd)

(H) Description and Application of Rates

(2) Switched Transport (Cont'd)

The Switched Transport is determined as follows:

- (a) The Tandem-Switched Transport - Facility rate is applied per access minute per airline mile for each Switched Access Feature Group or Basic Serving Arrangement type. Tandem-Switched Transport - Facility airline mileage will be determined as follows:

Where Direct-Trunked Transport is ordered between a serving wire center and an access tandem, and Tandem-Switched Transport is ordered to subtending end offices, mileage will be measured from the access tandem to the end office or WSO (for WATS and WATS-type).

When the end office is acting as a host office, a separate mileage calculation determines the mileage from the host office to the remote office. Traffic originating from and/or terminating to the remote will be billed Tandem-Switched Transport charges. The Tandem Switching charge does not apply to traffic between a host and remote office.

The V&H coordinate method is used to determine the actual mileage as set forth in NECA, Inc.'s Tariff FCC No. 4. If the calculated miles include a fraction, the value is rounded up to the next full mile.

Switched Transport rates apply to the switched access minutes of use that originate/terminate at a MTSO directly connected to a Telephone Company access tandem or end office. Where the connection is made directly to an end office, Switched Transport rates (Tandem-Switched Transport or Direct-Trunked Transport, as ordered by the Customer) shall apply between the end office and the serving wire center of the Customer. Where the connection is made directly to an access tandem, Direct-Trunked Transport shall apply between the access tandem and the serving wire center of the Customer. The Tandem Switching charge shall apply to all minutes of use where the MTSO connection is made directly to an access tandem.

FACILITIES FOR INTRASTATE ACCESS

4. **SWITCHED ACCESS** (Cont'd)

4.5 Rate and Charge Regulations (Cont'd)

4.5.2 Rate Regulations (Cont'd)

(H) Description and Application of Rates (Cont'd)

(2) Switched Transport (Cont'd)

(a) (Cont'd)

Where Tandem-Switched Transport - Facility is provided by more than one telephone company, the mileage for each will be determined as in 2.7.

The Tandem-Switched Transport Facility rate will not apply if the CDL serving wire center and the end office are co-located (where $V/H - V/H = 0$).

FACILITIES FOR INTRASTATE ACCESS

4. SWITCHED ACCESS (Cont'd)

4.5 Rate and Charge Regulations (Cont'd)

4.5.2 Rate Regulations (Cont'd)

(H) Description and Application of Rates (Cont'd)

(2) Switched Transport (Cont'd)

- (b) The Tandem-Switched Transport - Termination rate applies per access minute for each termination (i.e., the access tandem and the end office serving the end user, and the host and remote end office) for all Switched Access Feature Group or Basic Serving Arrangement types.

When both terminations are provided by the Telephone Company, the Tandem-Switched Transport - Termination rate applies twice, including those situations when the terminations are co-located, except where the Tandem-Switched Transport Termination originates or terminates to a Class 4/5 switch.

When both terminations are provided by the Telephone Company and traffic originates from or terminates to a remote office, the Tandem-Switched Transport-Termination rate applies four times (i.e., for each termination from the access tandem to the host and for each termination from the host to the remote office.

The Tandem-Switched Transport - Termination rate applies to switched access minutes of use that originate/terminate at a MTSO directly interconnected to a Telephone Company access tandem or end office.

Where the Tandem-Switched Transport - Facility is provided by more than one telephone company, the Tandem-Switched Transport - Termination rate applies for the termination (i.e., the access tandem or the end office serving the end user) at the Telephone Company end of the Switched Transport as in 2.7. The Tandem-Switched Transport - Termination rate will not apply when the Telephone Company is the intermediate provider of the Tandem-Switched Transport - Facility.

For Tandem-Switched Transport, a Shared Multiplexing Rate will be assessed on all access minutes that traverse a common trunk group from the Telephone Company Access Tandem to an end office, except when the access minutes originate or terminate at the end office part of Class 4/5 switch.

- (c) For FGA or BSA-A, the Entrance Facility charge shall apply between the CDL and the serving wire center of the CDL. If the serving wire center is not the dial tone office, Direct-Trunked Transport shall apply between the serving wire center and the dial tone office. Tandem-Switched Transport (Facility and Termination) rates, excluding the Tandem Switching charge and the Shared Multiplexing charge, shall apply between the dial tone office and the end office for FGA or BSA-A traffic that originated and/or terminated within the FGA or BSA-A Access Area. For FGA or BSA-A traffic that terminated beyond the FGA or BSA-A Access Area, Switched Transport rates apply as described in 4.5.2(H)(3).

- (d) The Direct-Trunked Transport rate is applied on a monthly airline mile and termination basis, except that Direct-Trunked Voiceband Transport is applied on a monthly airline mile basis only.

To determine the Direct-Trunked Transport airline mileage, the distance will be measured from the wire center that normally services the CDL to the access tandem, end office, WSO (for WATS and WATS-type), or the end office that serves as the host for a remote office. The V&H coordinate method is used to determine the actual mileage as set forth in NECA Inc.'s Tariff FCC No. 4. If the calculated miles include a fraction, the value is rounded up to the next full mile.

FACILITIES FOR INTRASTATE ACCESS

4. SWITCHED ACCESS (Cont'd)

4.5 Rate and Charge Regulations (Cont'd)

4.5.2 Rate Regulations (Cont'd)

(H) Description and Application of Rates (Cont'd)

(2) Switched Transport (Cont'd)

(d) (Cont'd)

For traffic originating from or terminating to a remote office, the mileage will be calculated separately from the end office switch that serves as the host to the remote using the V&H coordinates method. The Direct-Trunked Transport Rate applies from the Customer's serving wire center to the end office that serves as the host office. Traffic originating from and/or terminating to the remote will be billed Tandem-Switched Transport charges based on mileage between the host and remote office. The Tandem-Switched Transport-Termination Charge is applicable for each termination between the host and remote office. The Tandem Switching Charge is not applicable for Tandem-Switched Transport between the end office that serves as the host to the remote office.

When Telephone Company Hubs are involved, mileage is computed and rates applied separately for each section of the Direct-Trunked Transport, i.e., Customer serving wire center to Hub, Hub to Hub, Hub to Tandem or Hub to end office.

Where Direct-Trunked Transport includes termination rates, i.e., High Capacity DS1 and DS3 transport, one Termination rate applies for the termination of each end of the interoffice facility.

- (e) The Entrance Facility rate is a flat-rated charge assessed per Voiceband, DS1 or DS3 termination at the CDL. This charge will apply even if the CDL and the serving wire center are co-located in a Telephone Company building.

For DS1 Entrance Facilities, a "First System" charge is assessed per Entrance Facility for the first DS1 ordered. When the same Customer requests additional DS1 service on the same ASR to be installed at the same time between the same CDL and serving wire center, the "Additional System" charge will apply.

- (f) The Tandem Switching rate is usage-sensitive and is applied per access minute to all feature groups for Tandem-Switched Transport with three exceptions. The Tandem-Switching Rate is not applicable for Tandem-Switched Transport between a host office and a remote office, nor is it applicable for FGA or BSA-A.

The Tandem Switching rate also will not apply to access minutes that originate or terminate at the end office part of a Class 4/5 switch.

FACILITIES FOR INTRASTATE ACCESS

4. SWITCHED ACCESS (Cont'd)

4.5 Rate and Charge Regulations (Cont'd)

4.5.2 Rate Regulations (Cont'd)

(H) Description and Application of Rates (Cont'd)

(2) Switched Transport (Cont'd)

- (g) The Interconnection rate is usage-sensitive and is applied per access minute to all feature groups that utilize the Telephone Company's switched access network. It applies to all minutes of use whether transported via Direct-Trunked Transport, Tandem-Switched Transport or Entrance Facilities, or Switched Access EIS Cross Connect Arrangements.

The Interconnection Rate has two rate levels. One rate applies to Customers utilizing Telephone Company Transport and a different rate is applicable to Switched Access EIS Cross Connect arrangements.

- (h) When the Alternate Traffic Routing optional arrangement is provided in conjunction with Feature Groups B and D or BSA-B and BSA-D and the end office or Telephone Company access tandem switch is unable to determine the specific trunk group carrying alternate routed traffic to multiple CDLs, switched transport access minutes will be apportioned among the number of trunk groups utilized to provide this optional arrangement. Such apportionment will occur through the application of Percent Traffic Routed (PTR) values provided by the Customer on the ASR. The PTR value for each trunk group, the percentage of total traffic to be attributed to each trunk group, will be determined by dividing the BHMC for each trunk group by the total BHMC for all trunk groups carrying alternate routed traffic. The resulting percentage, or PTR value, for each trunk group will be multiplied times the total alternate routed traffic quantity to apportion usage to the individual trunk group. This apportionment will serve as the basis for the switched transport mileage calculation for alternate routed originating traffic as described herein.

When Feature Group B or D or BSA-B or BSA-D Switched Access service is terminated from multiple CDLs through a Telephone Company access tandem or is terminated from multiple CDLs directly to an end office and the end office or Telephone Company access tandem is unable to determine the specific trunk group carrying such terminating traffic, switched transport access minutes will be apportioned among the number of trunk groups carrying such terminating traffic. Such apportionment will occur through the application of PTR values provided by the Customer on the ASR. The PTR value for each trunk group will be determined by dividing the BHMC for each trunk group by the total BHMC for all trunk groups carrying such terminating traffic. The resulting PTR value for each trunk group will be multiplied times the total terminating traffic quantity to apportion usage to the individual trunk group. This apportionment will serve as the basis for the switched transport mileage calculation for traffic terminating from multiple CDLs as described herein.

The PTR values as described herein must be included on any ASR establishing or changing any Switched Access service arrangement requiring the use of PTRs. The notation of such PTR values on ASRs must indicate whether the PTR will be used to apportion alternate routed originating traffic to multiple CDLs or to apportion traffic terminating from multiple CDLs. The Telephone Company may conduct verification audits, not to exceed one each year, for each Customer, and for each location. Such audits may be conducted by independent auditors if the Telephone Company and the Customer, or the Customer alone, is willing to pay the expense.

FACILITIES FOR INTRASTATE ACCESS

4. SWITCHED ACCESS (Cont'd)

4.5 Rate and Charge Regulations (Cont'd)

4.5.2 Rate Regulations (Cont'd)

(H) Description and Application of Rates (Cont'd)

(3) Extended FGA and BSA-A Terminating Traffic

- (a) For calls established on a 1+ or expanded seven digit measured calling basis, outside the specific FGA or BSA-A Access Area, however inside the LATA, in conjunction with terminating FGA or BSA-A traffic to an end office equipped with Equal Access capabilities, the following rates apply:

for each access minute of each such call, the premium rates per access minute for End Office Switching, in 4.6.3, and the Information Surcharge in 4.6.4, and the Interconnection Charge in 4.6.2.

for each access minute, the Tandem-Switched Transport Facility rate per access minute per airline mile in 4.6.2 and the Tandem-Switched Transport - Termination in 4.6.2.

When the serving wire center of the CDL is the dial tone office, the Tandem-Switched Transport - Facility rate is applicable and mileage is measured from the serving wire center (i.e., the dial tone office) of the CDL to the end office.

When the serving wire center of the CDL is not the dial tone office, the Direct-Trunked Transport rate is applicable for mileage measured between the serving wire center of the CDL and the dial tone office. The Tandem-Switched Transport - Facility rate is applicable for mileage measured between the dial tone office and the end office.

The Tandem Switching rate is not applicable for Extended FGA or BSA-A terminating traffic.

- (b) For calls established on a 1+ or expanded seven digit measured calling basis, outside the specific FGA or BSA-A Access Area, however inside the LATA, in conjunction with terminating FGA or BSA-A traffic to an end office not equipped with Equal Access capabilities, the following rates apply:

for each access minute of each such call, the nonpremium rates per access minute for End Office Switching, in 4.6.3, and the Information Surcharge in 4.6.4, and the Interconnection Charge in 4.6.2.

for each access minute, the Tandem-Switched Transport - Facility rate per access minute per airline mile in 4.6.2 and the Tandem-Switched Transport - Termination in 4.6.2.

FACILITIES FOR INTRASTATE ACCESS

4. SWITCHED ACCESS (Cont'd)

4.5 Rate and Charge Regulations (Cont'd)

4.5.2 Rate Regulations (Cont'd)

(H) Description and Application of Rates (Cont'd)

(3) Extended FGA and BSA-A Terminating Traffic (Cont'd)

(b) (Cont'd)

When the serving wire center of the CDL is the dial tone office, the Tandem-Switched Transport - Facility rate is applicable and mileage is measured from the serving wire center (i.e., the dial tone office) of the CDL to the end office.

When the serving wire center of the CDL is not the dial tone office, the Direct-Trunked Transport rate is applicable for mileage measured between the serving wire center of the CDL and the dial tone office. The Tandem-Switched Transport - Facility rate is applicable for mileage measured between the dial tone office and the end office.

The Tandem Switching Rate is not applicable for Extended FGA or BSA-A terminating traffic.

(c) When FGA or BSA-A terminating traffic is extended outside of the LATA Switched Access rate elements, in 4.6.3 and 4.6.4, will be billed to the FGA or BSA-A Customer for the terminating interLATA access function provided via the FGA or BSA-A connection, and Switched Access rate elements, in 4.6.2(A) and (B), 4.6.3 and 4.6.4, will be billed to the Customer providing the interLATA service to the FGA or BSA-A Customer for the originating interLATA access function.

FACILITIES FOR INTRASTATE ACCESS

4. SWITCHED ACCESS (Cont'd)

4.5 Rate and Charge Regulations (Cont'd)

4.5.2 Rate Regulations (Cont'd)

(H) Description and Application of Rates (Cont'd)

(4) Equal Access Notification

The Telephone Company will provide written notification to all of its Customers of record operating within a particular LATA that an end office in that LATA is scheduled to be converted to an equal access end office. This notification will be sent, via U.S. Mail, to each Customer of record operating in the LATA where the conversion is scheduled to occur, at least twelve months in advance of the conversion date.

The Customer will have the choice of converting existing services to equal access (i.e., Feature Group D or BSA-D) at no charge or retaining the existing services (with the exception of FGC or BSA-C). Premium rates will apply to the total Access Minutes beginning on the actual conversion date, whether the Customer chooses to convert to FGD or retain existing services.

Where a Customer has Feature Group B (FGB) and Feature Group D (FGD) at a Telephone Company access tandem, the following application of charges will apply for end office conversions:

- (a) Where FGB Service exists at an end office the Customer may retain the FGB Service or upgrade the FGB Service to FGD Service in conjunction with equal access conversion. When the Customer requests no physical changes or trunking additions/deletions to the existing facilities, the ordering charge will not apply to retain the existing service or upgrade.
- (b) Where FGB and/or FGD Service exists at a Telephone Company access tandem but does not exist at an end office and the Customer now wants to add FGB and/or FGD to the end office, the ordering charge will apply to add the service when the Customer requests no physical changes, additions or deletions to his existing service.
- (c) Where FGB and/or FGD Service exists at a Telephone Company access tandem and FGB also exists at the end office and the Customer wants to retain the FGB Service but add FGD Service with equal access conversion, the ordering charge will apply to add the FGD Service when the Customer requests no physical changes, additions or deletions to his existing service.

Premium rates will apply to the total Access Minutes beginning on the actual conversion date, whether the Customer chooses to convert to FGD or retain existing services.

Where a Customer has BSA-B and BSA-D at a Telephone Company access tandem, the following application of charges will apply for end office conversions:

- (d) Where BSA-B service exists at an end office the Customer may retain the BSA-B service or upgrade the BSA-B service to BSA-D service in conjunction with equal access conversion. When the Customer requests no physical changes or trunking additions/deletions to the existing facilities, the ordering charge will not apply to retain the existing service or upgrade.

FACILITIES FOR INTRASTATE ACCESS

4. SWITCHED ACCESS (Cont'd)

4.5 Rate and Charge Regulations (Cont'd)

4.5.2 Rate Regulations (Cont'd)

(H) Description and Application of Rates (Cont'd)

(4) Equal Access Notification (Cont'd)

- (e) Where BSA-B and/or BSA-D service exists at a Telephone Company access tandem but does not exist at an end office and the Customer now wants to add BSA-B and/or BSA-D to the end office, the ordering charge will not apply to add the service when the Customer requests no physical changes, additions, or deletions to the Customer's existing facilities.
- (f) Where BSA-B and/or BSA-D service exists at a Telephone Company access tandem and BSA-B also exists at the end office and the Customer wants to retain the BSA-B service but add BSA-D service with equal access conversion, the ordering charge will not apply to add the BSA-D service when the Customer requests no physical changes, additions, or deletions to the Customer's existing facility.

(5) End Office Switching

End Office Switching is available on a bundled or unbundled basis. End Office Switching - Bundled (EOSB) rates apply to Switched Access services provided as Feature Groups. End Office Switching - Unbundled (EOSU) rates apply to Switched Access services provided as Basic Serving Arrangements.

When equal access becomes available, premium rates for end office switching 1 (EOS1) and end office switching 2 (EOS2) will apply as follows:

- (a) FGA and BSA-A Customers will pay the EOS1 rate for all FGA or BSA-A access minutes originating from or terminating at that end office, except as in (f).
- (b) FGB or BSA-B Customers with no FGD or BSA-D service provided at the same end office will pay the EOS1 rate for all FGB or BSA-B access minutes originating from or terminating at that end office, except as in (f).
- (c) FGB or BSA-B Customers with FGD or BSA-D service provided at the same end office will pay the EOS1 rate for FGB or BSA-B access minutes originating from that end office and the EOS2 rate for FGB or BSA-B access minutes terminating at that end office.
- (d) FGD and BSA-D Customers will pay the EOS2 rate for all FGD or BSA-D access minutes originating from or terminating at that end office.
- (e) SAC Access Service Customers will pay the EOS2 rate for all SAC Access minutes originating from that end office.

FACILITIES FOR INTRASTATE ACCESS

4. SWITCHED ACCESS (Cont'd)

4.5 Rate and Charge Regulations (Cont'd)

4.5.2 Rate Regulations (Cont'd)

(H) Description and Application of Rates (Cont'd)

(5) End Office Switching (Cont'd)

- (f) When FGA or BSA-A, or FGB or BSA-B is used for terminating WATS or WATS-type services, the Customer will pay the EOS2 rate for all terminating access minutes.
- (g) End Office Switching rates do not apply to switched access minutes of use that originate or terminate at MTSOs directly interconnected to a Telephone Company access tandem office.

(6) Transitional Billing Arrangements

Transitional billing arrangements apply when FGA, FGB, BSA-A or BSA-B Switched Access Service is provided to a first point of switching (i.e., dial tone office for FGA or BSA-A and an access tandem for FGB or BSA-B) which has usage originating from and/or terminating at both end offices that have been converted to equal access and end offices that have not been converted. Transitional Billing will occur in the following manner:

- (a) Premium and nonpremium rates for Switched Access Service (including the Carrier Common Line Charge) will apply as discussed in 4.5.2(H)(1), with an exception as in (b)(ii).
- (b) The number of access minutes to be rated as premium or nonpremium access minutes is determined as follows:
 - (i) Where measurement capability exists, and end office specific usage data is available, premium rates will apply as discussed in 4.5.2(H)(1).
 - (ii) Where measurement capability does not exist and/or end office specific usage data is not available, originating and/or terminating usage will be apportioned between premium and nonpremium as follows. The usage to be apportioned will be the recorded usage or the assumed usage in 4.5.2(I)(3). Such apportionment will be based on a ratio of the number of subscriber lines in the Access Area of the end office containing the Customer's first point of switching to the total number of subscriber lines in that Access Area. The ratio thus developed is applied to the total measured or assumed originating FGA or BSA-A usage, terminating FGA or BSA-A usage, originating FGB or BSA-B usage or terminating FGB or BSA-B usage, as applicable, to apportion usage among all end offices in the Access Area in order to determine the apportioned usage that is to be billed as premium or nonpremium.

FACILITIES FOR INTRASTATE ACCESS

4. SWITCHED ACCESS (Cont'd)

4.5 Rate and Charge Regulations (Cont'd)

4.5.2 Rate Regulations (Cont'd)

(H) Description and Application of Rates (Cont'd)

(6) Transitional Billing Arrangements (Cont'd)

(b) (Cont'd)

(ii) (Cont'd)

The ratios used to apportion FGA, FGB, BSA-A and BSA-B minutes will be updated on a quarterly basis dependent upon the availability of line data from other telephone companies. The ratios to be used for the succeeding quarter will be provided to the Customer with the last bill rendered in the quarter or mailed separately within five working days after the first day of the new quarter (i.e., January, April, July and October). For purposes of administering this provision: (1) subscriber lines are defined as exchange service lines, Centrex lines and Centrex-type lines provided by the Telephone Company under its General and/or Local Tariff and (2) the Access Area is defined as the local calling area of the end office switch from which the FGA or BSA-A is provided for originating and terminating FGA and BSA-A, and for all end offices subtending a Customer selected access tandem for originating and terminating FGB and BSA-B.

(iii) Where FGD or BSA-D Switched Access Service is subscribed to by a Customer in an end office(s) where FGA, FGB, BSA-A or BSA-B access minutes have been allocated in accordance with (ii), such access minutes will be adjusted in the following manner:

- For each FGD or BSA-D access minute originating from or terminating at that end office, the originating or terminating FGA, FGB, BSA-A or BSA-B premium access minutes allocated, as in (ii), will be reduced to nonpremium on a one-for-one basis, but in no event shall the reduction exceed the total number of FGA, FGB, BSA-A or BSA-B access minutes originating from or terminating at that end office.
- When FGA, FGB, BSA-A or BSA-B originating or terminating minutes are greater than the FGD or BSA-D originating or terminating minutes, the difference (the greater amount) is identified as premium FGA, FGB, BSA-A or BSA-B minutes in the equal access office, the residual amount (i.e., the remaining minutes) in that end office is considered as nonpremium usage and billed at nonpremium rates.
- FGA, FGB, BSA-A or BSA-B minutes apportioned to end offices converted to equal access, but FGD or BSA-D is not subscribed to by the Customer, will be considered as premium minutes for billing.

FACILITIES FOR INTRASTATE ACCESS

4. SWITCHED ACCESS (Cont'd)

4.5 Rate and Charge Regulations (Cont'd)

4.5.2 Rate Regulations (Cont'd)

(H) Description and Application of Rates (Cont'd)

(6) Transitional Billing Arrangements (Cont'd)

- (c) Once the allocation for transitional billing, as in (ii) and (iii) is completed, all Switched Access rate elements will be billed based on this allocation.

Switched Transport Facility mileage for the access minutes apportioned will be calculated on an airline basis, using the V&H coordinates method, between each end office to which minutes have been apportioned and the serving wire center for the CDL.

Specific details and methodology used to apportion FGA, FGB, BSA-A or BSA-B minutes as described in the preceding paragraphs will be provided to the Customer upon request within 15 days of the receipt of such request.

(7) Tandem Switch Signaling (TSS)

TSS will be provided via FGD or BSA-D Switched Access or 500 SAC Access or 900 SAC Access Service with either multifrequency (MF) address signaling or SS7 Out of Band Signaling. TSS is available with originating calling only, terminating calling only, or, where available, two-way calling trunks. TSS two-way calling trunks are only available from end offices where the switch technology is capable of measuring the terminating usage on two-way TSS equipped trunks. Where the end office switch technology is not capable of measuring terminating usage on two-way calling TSS equipped trunks, the Customer must order originating calling only or terminating calling only trunks for use with TSS.

Switched Access connections to the Customer's access tandem location(s) shall be via Direct-Trunked Transport, Entrance Facility and/or a Customer's transmission equipment and facilities using DS1 or DS3 Cross Connect arrangement where the Customer is provided Expanded Interconnection Service as described in Section 17. The Switched Access Entrance Facility provides the facility, including interface arrangement, between the point of termination at the Customer designated location and the Telephone Company's serving wire center. Direct-Trunked Transport provides the interoffice facilities dedicated to a single Customer between the serving wire center and end offices. TSS is not available via a Telephone Company access tandem. The facilities ordered by the Customer for connectivity from the Customer's access tandem to an IC's CDL is provided via Special Access facilities as described in Section 5.

- For originating usage the owner of the carrier identification code will be billed for all usage.

FACILITIES FOR INTRASTATE ACCESS

4. **SWITCHED ACCESS** (Cont'd)

4.5 Rate and Charge Regulations (Cont'd)

4.5.2 Rate Regulations (Cont'd)

(H) Description and Application of Rates (Cont'd)

(7) Tandem Switch Signaling (TSS) (Cont'd)

- For terminating usage all associated Switched Access usage charges are the responsibility of the TSS Customer. At the TSS Customer's request, the Telephone Company will bill each of the TSS Customer's users directly for their respective usage, if the TSS Customer agrees to furnish the Telephone Company, free of charge, the call detail information necessary to bill its users. This call detail information must be provided daily for the previous day's usage in industry standard format (i.e., 1101-20 Expanded Message Record format with end office level detail). The information must be provided by either electronic transmission or magnetic tape as specified by the Telephone Company.

If the TSS Customer fails to provide the call detail information or fails to provide the information in the required format within 30 days from the call activity date, then the TSS Customer will be billed for that day's usage. Where the total usage measured by the Telephone Company differs from the total amount of usage provided by the TSS Customer's call detail information, the Telephone Company will work cooperatively with the TSS Customer to resolve the discrepancies.

The TSS Customer must retain documentation in support of the billing information for a period of fifteen months after submission of the billing tapes to the Telephone Company. The Telephone Company reserves the right to audit billing tape information upon 30 day's notice to the TSS Customer. In the event of a discrepancy, if final agreement cannot be reached, charges will be billed based on the results of the audit.

(8) NXX Translation Nonrecurring Charge

The NXX Translation Nonrecurring Charge, as set forth in 4.6.1(B), shall apply to each 500 NXX code activated or deactivated in a Telephone Company switch capable of performing the Customer Identification Function for 500 SAC Access Service. The total nonrecurring charge per Customer order shall be determined by multiplying the number of switches in which the Telephone Company must activate or deactivate the NXX code within the serving area specified by the Customer's order times the appropriate nonrecurring charge. Separate nonrecurring charges apply to the activation or deactivation of the first NXX code contained on the Customer's ASR and to the activation or deactivation of each additional NXX code contained on the same ASR. In addition, the Switched Access Ordering Charge, as set forth in 4.6.1(A) will apply per ASR submitted for the activation or deactivation of NXX codes.

(9) Dedicated Trunk Port Charge

The Dedicated Trunk Port charge, as set forth in 4.6.2(l), shall apply for termination of a dedicated trunk at the access tandem or an end office. It is flat rated and is assessed per Voicegrade or DS1 channel terminating at an end office or access tandem.

FACILITIES FOR INTRASTATE ACCESS

4. **SWITCHED ACCESS** (Cont'd)

4.5 Rate and Charge Regulations (Cont'd)

4.5.2 Rate Regulations (Cont'd)

(H) Description and Application of Rates (Cont'd)

(9) Dedicated Trunk Port Charge (Cont'd)

Dedicated End office Port is billed as originating and terminating based on a Percent Originating Usage (POU) factor of 50%

Originating Calculation = $PIU \times Originating\ Rate \times Quantity \times POU$

Terminating calculation = $PIU \times Terminating\ Rate \times Quantity \times (100-POU)$

The Access Tandem Trunk Port is billed as a single rate element that does not distinguish between originating and terminating usage.

(N)

(N)

Issued on the authority of Public Act 179 of 1991, as amended

Issued: June 16, 2014

Effective: July 1, 2014

By: Jack Phillips, Director - Government and External Affairs
14450 Burnhaven Dr, Burnsville MN Jack.Phillips@ftr.com

952-435-1373

FACILITIES FOR INTRASTATE ACCESS

4. SWITCHED ACCESS (Cont'd)

4.5 Rate and Charge Regulations (Cont'd)

4.5.2 Rate Regulations (Cont'd)

(H) Description and Application of Rates (Cont'd)

(10) Shared Trunk Port Charge

The Shared Trunk Port, as set forth in 4.6.3(E), provides for the termination of a Tandem-Switched Trunk at an end office. The Shared Trunk Port is usage rated and shall be assessed to all access minutes which utilize Tandem-Switched Transport. This includes minutes of use associated with FGA service when traffic is terminated in an end office that is not the dial tone office and on minutes of use provided at a remote office.

The Shared Trunk Port charge will not apply to access minutes that originate or terminate at the end office part of a Class 4/5 switch.

The Shared Trunk Port charge does not apply to switched access minutes of use that originate or terminate at MTSOs directly interconnected to a Telephone Company access tandem.

When the Tandem-Switched Transport is provided by more than one telephone company, the Shared Trunk Port charge shall be billed by the Telephone Company in whose territory the end office is located, as in 2.7.3(G).

(11) Carrier Identification Parameter

The Carrier Identification Parameter (CIP) provides for the transmission of the Carrier Identification Code (CIC) or the access code 101XXXX to the Customer with the Initial Address Message (IAM). CIP will be populated by a 4-digit CIC at the rates shown in 4.6.9. The monthly recurring rate is applicable per trunk. The nonrecurring charge is applicable per CIC, per trunk group. The nonrecurring charge has two rate levels. there is a nonrecurring charge applicable to trunk groups direct to the access tandem and a nonrecurring charge applicable to trunk groups direct to an end office.

(I) Measuring Access Minutes

Customer traffic to end offices will be measured (i.e., recorded or assumed) by the Telephone Company at end office switches or Telephone Company access tandems. Originating and terminating calls will be measured (i.e., recorded or assumed) by the Telephone Company to determine the basis for computing chargeable access minutes. For terminating calls over FGA, FGB, FGC, BSA-A, BSA-B or BSA-C (to SAC and Directory Assistance Services), and FGD or BSA-D, the measured access minutes are the chargeable access minutes. For originating calls FGA, FGB, BSA-A and BSA-B, the measured access minutes are the chargeable access minutes.

For originating calls over FGC or BSA-C, chargeable access minutes are derived from measured access minutes through the use of a Telephone Company factor. A description of the factor is in (4).

FGA or BSA-A access minutes or fractions thereof, are accumulated over the billing period for each line or hunt group, and are then rounded up to the nearest access minute for each line or hunt group. FGB, FGC, FGD, BSA-B, BSA-C and BSA-D access minutes or fractions thereof, are accumulated over the billing period for each office, and are then rounded up to the nearest access minute for each end office. The exact value of the fraction is a function of the switch technology where the measurement is made.

When measurement capability for FGA, FGB, BSA-A and BSA-B is not available, access minutes shall be assumed as described in (3).

FACILITIES FOR INTRASTATE ACCESS

4. SWITCHED ACCESS (Cont'd)

4.5 Rate and Charge Regulations (Cont'd)

4.5.2 Rate Regulations (Cont'd)

(l) Measuring Access Minutes (Cont'd)

When usage data is required for a specific end office in an Access Area with multiple end offices, and usage to that office cannot be measured, a portion of total usage will be allocated to the specific end office based upon the portion of subscriber lines served by that end office. When the Telephone Company is the SEC and when specific usage is not available from the PEC, the total usage measured or assumed at the FPOS will be apportioned to the SEC based upon the ratio of the total subscriber lines in each SEC exchange to the total number of subscriber lines in the PEC's EAS area served by the dial tone office for FGA or for BSA-A.

(1) FGA and BSA-A Usage Measurement

For originating calls over FGA or BSA-A, usage measurement begins when the FGA or BSA-A first point of switching receives an off-hook supervisory signal forwarded from the CDL. Where FGA or BSA-A is used for MTS/WATS-type services, this off-hook signal is generally provided by the Customer's equipment. Where FGA or BSA-A is used for FCO/ONAL type services, the off-hook signal is generally forwarded by the Customer's equipment when the called party answers.

The measurement of originating call usage over FGA or BSA-A ends when the FGA or BSA-A first point of switching receives an on-hook supervisory signal from either the end office switch, indicating the originating end user has disconnected, or the CDL, whichever is recognized first by the first point of switching.

For terminating calls over FGA or BSA-A, usage measurement begins when the FGA or BSA-A first point of switching receives an off-hook supervisory signal from the end office switch, indicating the terminating end user has answered. The measurement of terminating call usage over FGA or BSA-A ends when the terminating FGA or BSA-A first point of switching receives an on-hook supervisory signal from either the end office switch, indicating the terminating end user has disconnected, or the CDL, whichever is recognized first by the first point of switching.

(2) FGB and BSA-B Usage Measurement

For originating calls over FGB or BSA-B, usage measurement begins when the FGB or BSA-B first point of switching receives the first acknowledgement from the CDL, indicating that the Customer's equipment has answered.

The measurement of originating call usage over FGB or BSA-B ends when the FGB or BSA-B first point of switching receives disconnect supervision from either the end office switch, indicating the originating end user has disconnected, or the CDL, whichever is recognized first by the first point of switching.

For terminating calls over FGB or BSA-B, usage measurement begins when the FGB or BSA-B first point of switching receives answer supervision from the end office switch, indicating the terminating end user has answered.

The measurement of terminating call usage over FGB or BSA-B ends when the FGB or BSA-B first point of switching receives disconnect supervision from either the end office switch, indicating the terminating end user has disconnected, or the CDL, whichever is recognized first by the first point of Switching.

FACILITIES FOR INTRASTATE ACCESS

4. SWITCHED ACCESS (Cont'd)

4.5 Rate and Charge Regulations (Cont'd)

4.5.2 Rate Regulations (Cont'd)

(l) Measuring Access Minutes (Cont'd)

(3) Usage Measurement Not Available For FGA, FGB, BSA-A and BSA-B

When originating and/or terminating measurement capability does not exist, the number of access minutes per FGA or BSA-A line or FGB or BSA-B trunk, per month, will be assumed based on the following:

- A single monthly surrogate of assumed minutes per two-way line/trunk per month shall apply as in 4.6.6. For FGA or BSA-A lines, the terminating assumed usage will be 47% of the two-way surrogate and the originating assumed usage will be 53% of the two-way surrogate. For FGB or BSA-B trunks, the terminating assumed usage will be one half of the two-way surrogate and the originating will be one half of the two-way surrogate.
- When measurement capabilities do not exist for a one-way FGA or BSA-A line or FGB or BSA-B trunk, a single monthly surrogate of assumed minutes per one-way line/trunk per month shall apply as in 4.6.6.
- When measurement capabilities do not exist in one direction for a two-way line (e.g., recording for terminating only), the number of access minutes per line, per month will be the assumed surrogate for a two-way line or the recorded usage for the single direction, whichever is greater.
- In the event of measurement equipment failure, minutes of use will be determined as follows:

For the initial month of service, FGA, FGB, BSA-A or BSA-B minutes will be assumed as indicated above unless actual usage recorded prior to the failure is greater than the assumed usage.

For subsequent months, the greater of 1) actual usage recorded prior to the failure, or 2) the average of the three month current month's usage (or less if three months are not available) will be used.

(4) FGC and BSA-C Usage Measurement

For originating calls over FGC or BSA-C, usage measurement begins when the originating FGC or BSA-C first point of switching receives answer supervision from the CDL, indicating the called party has answered. However, for billing purposes, usage begins at the time that the originating end user's call is delivered by the Telephone Company, and acknowledged as received by the Customer's facilities connected with the originating central office.

FACILITIES FOR INTRASTATE ACCESS

4. SWITCHED ACCESS (Cont'd)

4.5 Rate and Charge Regulations (Cont'd)

4.5.2 Rate Regulations (Cont'd)

(l) Measuring Access Minutes (Cont'd)

(4) FGC and BSA-C Usage Measurement (Cont'd)

For originating calls over FGC or BSA-C, measured access minutes are converted into chargeable access minutes using the following equation and factor:

$$\text{Originating Minutes} = \text{Conversation minutes} + (\text{factor} \times \text{quantity of completed calls})$$
$$\text{Factor} = \text{non-conversation minutes per completed call} + \frac{[(\text{non-conversation minutes per uncompleted call}) \times (1 - \text{completion ratio})]}{\text{completion ratio}}$$

The measurement of originating call usage over FGC or BSA-C ends when the FGC or BSA-C first point of switching receives disconnect supervision from either the end office switch, indicating the originating end user has disconnected, or the CDL, whichever is recognized first by the first point of switching.

For terminating calls over FGC or BSA-C to services other than SAC Access or Directory Assistance, terminating FGC or BSA-C usage is not directly measured at the first point of switching, but is derived from originating usage, excluding usage from calls to SAC Access or Directory Assistance Services.

Terminating call usage over FGC or BSA-C, other than SAC Access and Directory Assistance, is derived from originating usage as follows:

$$\text{Terminating Minutes} = \text{Originating conversation minutes} \times \text{In/Out ratio.}$$

In/Out Ratio = Relationship between originating (i.e., Out) and terminating (i.e., In) conversation minutes.

For terminating calls over FGC or BSA-C to SAC Access or Directory Assistance Service, usage measurement begins when the FGC or BSA-C first point of switching receives answer supervision from the end office switch, indicating the terminating SAC Access Service end user has answered, or from the Directory Assistance Service location, indicating the Directory Assistance operator has answered.

The measurement of terminating call usage over FGC or BSA-C to SAC Access or Directory Assistance Services ends when the FGC or BSA-C first point of switching receives an on-hook supervisory signal from the end office switch, indicating the terminating SAC Access Service end user has disconnected, or from the Directory Assistance location, indicating the Directory Assistance operator has disconnected, or from the CDL, whichever occurs first.

FACILITIES FOR INTRASTATE ACCESS

4. SWITCHED ACCESS (Cont'd)

4.5 Rate and Charge Regulations (Cont'd)

4.5.2 Rate Regulations (Cont'd)

(l) Measuring Access Minutes (Cont'd)

(5) FGD and BSA-D Usage Measurement

For originating calls over FGD or BSA-D with multifrequency (MF) signaling, usage measurement begins when the FGD or BSA-D first point of switching receives the first wink supervisory signal forwarded from the CDL.

For originating calls over FGD or BSA-D with SS7 Out of Band Signaling, usage measurement for direct trunks begins when the FGD or BSA-D first point of switching sends an Initial Address Message. Usage measurement for tandem trunks begins when the FGD or BSA-D first point of switching received an Exit Message.

The measurement of originating call usage over FGD or BSA-D with MF signaling ends when the FGD or BSA-D first point of switching receives disconnect supervision from either the end office switch, indicating the originating end user has disconnected, or the CDL, whichever is recognized first by the first point of switching.

The measurement of originating call usage over FGD or BSA-D with SS7 Out of Band Signaling ends when a Release Message is sent or received by the originating end user's end office, whichever occurs first.

For terminating calls over FGD or BSA-D with either MF or SS7 Out of Band Signaling, usage measurement begins when the FGD or BSA-D first point of switching receives answer supervision from the end office switch, indicating the terminating end user has answered.

The measurement of terminating call usage over FGD or BSA-D with MF signaling ends when the FGD or BSA-D first point of switching receives disconnect supervision from either the end office switch, indicating the terminating end user has disconnected, or the CDL, whichever is recognized first by the first point of switching.

The measurement of terminating call usage over FGD or BSA-D with SS7 Out of Band Signaling ends when the FGD or BSA-D first point of switching receives or sends a Release Message, whichever occurs first.

FACILITIES FOR INTRASTATE ACCESS

4. SWITCHED ACCESS (Cont'd)

4.5 Rate and Charge Regulations (Cont'd)

4.5.2 Rate Regulations (Cont'd)

(I) Measuring Access Minutes (Cont'd)

(6) Usage Measurement Not Available for FGC, BSA-C, FGD and BSA-D

In the event the Customer message detail is not available because the Telephone Company lost or damaged tapes or experienced recording system outages, the Telephone Company will estimate the volume of lost Customer access minutes of use based on previous actual recorded usage.

(7) SAC Access Service Usage Measurement

SAC Access Service usage measurement shall be in accordance with the regulations set forth for FGC FGD, BSA-C and BSA-D. Specifically, for usage originating from end offices not equipped with equal access capabilities, access minutes shall be measured in the same manner in which FGC or BSA-C access minutes are measured. For usage originating from end offices equipped with equal access capabilities, access minutes shall be measured in the same manner in which FGD or BSA-D access minutes are measured.

(J) FGD and BSA-D Switched Access Service with 950-XXXX Access

When a Customer orders FGD or BSA-D Switched Access Service with 950-XXXX Access, as described in 4.2.5(T), to be included with the installation of new FGD or BSA-D Switched Access facilities, appropriate Switched Access Installation Charges and Switched Access Ordering charges will apply for the installation of the new FGD or BSA-D Switched Access facilities.

When a Customer orders FGD or BSA-D Switched Access Service with 950-XXXX Access to be added to an existing FGD or BSA-D Switched Access Service, only the Switched Access Ordering Charge and the Design Change Charge will apply for the addition of this optional end office service arrangement.

4.5.3 Switched Access Cross Connect

The Switched Access Cross Connect charge provides the communications path between Telephone company provided Switched Access Services and a Customer's transmission equipment and facilities where the Customer is provided EIS as defined in Section 17. The DSO Cross Connect arrangement may connect directly to a Telephone Company provided Switched Access Voiceband Direct Trunked Transport. The DS1 Cross Connect arrangement may connect directly to Telephone Company provided Switched Access Services at a DS1 interface, to DS1 Direct Trunked Transport, or to a Telephone Company provided DS1 multiplexing arrangement. The DS3 Cross Connect arrangement may connect directly to DS3 Direct Trunked Transport or a Telephone Company provided DS3 to DS1 multiplexing arrangement. When a DS3 Direct Trunked Transport or Cross Connect Arrangement is requested for connection to Switched Access Services, a DS3/DS1 multiplexing arrangement is required. The Cross Connect charge applies per DS1 or DS3 connection. Rates for DS1 and DS3 Cross Connect arrangements are listed in 4.6.7.

4.5.4 Application of Rates for FGA and BSA-A Extension Service

FGA or BSA-A is available with extensions (i.e., additional terminations of the service at different buildings in the same LATA). FGA or BSA-A extensions are provided and charged for as Special Access. The rate elements which apply are Special Transport (from the extension bridging point to the wire center serving the CDL) and Special Access Lines. All appropriate monthly rates and nonrecurring charges are in 5.7.

4.5.5 Reserved for Future Use

FACILITIES FOR INTRASTATE ACCESS

4. **SWITCHED ACCESS** (Cont'd)

4.5 Rate and Charge Regulations (Cont'd)

4.5.6 Shared Use Analog and Digital High Capacity FIA

Monthly charges for a DS1 or DS3 high capacity shared use facility will be apportioned between Switched and Special Access based on the relative proportion of channels used for switched and special access in the following manner.

If the facility is ordered as Special Access, rating as Special Access will continue until such time as a portion of the available capacity is used to provide Switched Access service. As individual channels are activated for Switched Access, monthly charges will be apportioned between Switched and Special Access based on the number of channels used for Switched Access and the number of remaining channels on the Special Access facility according to the following formula:

- The total shared use charge is equal to the Monthly Switched Access Charge times the number of channels used for Switched Access divided by 24 for DS1 or 672 for DS3 plus the monthly Special Access Charge times the number of channels remaining for Special Access divided by 24 for DS1 or 672 for DS3.

If the facility is ordered as Switched Access, rating as Switched Access will continue until such time as a portion of the available capacity is used to provide Special Access service. As individual channels are activated for Special Access, monthly charges will be apportioned between Switched and Special Access based on the number of channels used for Special Access and the number of remaining channels on the Switched Access Facility according to the following formula:

- The total shared use charge is equal to the Monthly Special Access Charge times the number of channels used for Switched Access divided by 24 for DS1 or 672 for DS3 plus the monthly Switched Access Charge times the number of channels remaining for Switched Access divided by 24 for DS1 or 672 for DS3.

The monthly Switched and Special Access rate used will be the appropriate rate (Special Access SAL, Transport, Multiplexer and/or Cross Connect Arrangement and Switched Access Entrance Facility, Direct-Trunked Transport, Multiplexer and/or Cross Connect Arrangement) for the underlying shared use facility.

FACILITIES FOR INTRASTATE ACCESS

4. SWITCHED ACCESS (Cont'd)

4.5 Rate and Charge Regulations (Cont'd)

4.5.7 Basic Service Elements (BSEs)

Recurring rates and charges for Basic Service Elements (BSEs) in 4.2.21 are applied on a premium or nonpremium basis as discussed in 4.5.2(H)(1). The Switched Access Ordering Charge will not apply when a Customer orders BSEs in conjunction with the establishment of a Basic Serving Arrangement (BSA) or the conversion of a feature group to a BSA. The Switched Access Ordering Charge will apply to changes to or additions of BSEs associated with an established BSA. The application of monthly recurring charges or usage rates to BSEs are as follows.

(A) Alternate Traffic Routing - BSE

Premium and nonpremium nonrecurring charges in 4.6.8 apply per trunk group equipped.

(B) Automatic Number Identification (ANI) - (BSE)

Rates in 4.6.8 apply per ANI attempt.

(C) User Transfer

Monthly recurring charges in 4.6.8 apply per line arranged.

(D) Hunt Group Arrangement - BSE

Premium and nonpremium monthly recurring charges in 4.6.8 apply per line equipped.

(E) Queuing - BSE

Premium and nonpremium monthly recurring charges in 4.6.8 apply per group equipped.

(F) Uniform Call Distribution - BSE

Premium and nonpremium monthly recurring charges in 4.6.8 apply per line equipped.

(G) Simplified Message Desk Interface (SMDI) - BSE

Premium and nonpremium monthly recurring charges in 4.6.8 apply per DNAL.

(H) Remote Call Forwarding - BSE

Premium and nonpremium monthly recurring charges in 4.6.8 apply per line.

(I) Direct Inward Dialing (DID) - BSE

Monthly recurring charges in 4.6.8 apply.

(J) Billed Number Screening (BNS) - BSE

Monthly recurring charges in 4.6.8 apply per line screened.

FACILITIES FOR INTRASTATE ACCESS

4. SWITCHED ACCESS (Cont'd)

4.6 Rates and Charges

4.6.1 Nonrecurring Charges

	<u>Nonrecurring Charge</u>
(A) <u>Switched Access Service Ordering Charges</u> Switched Access Order Charge, Per ASR	\$100.00
<u>Design Change Charge, Per ASR</u>	71.03
(B) <u>500 NXX Translation Charge</u> First NXX, Per ASR, Per End Office	20.00
Each Additional NXX, Per ASR, Per End Office	10.00
(C) <u>Network Blocking Charge</u> (Applies to FGB, FGC, FGD, BSA-B, BSA-C, BSA-D and SAC Access Service) Per Call	<u>Rate</u> \$0.014
(D) <u>FGA and BSA-A Optional Toll Blocking</u> Per FGA or BSA-A Line (CAH)	7.30
(E) <u>0+900 Servic</u> Per End Office (N98BX)	300.00

4.6.2 Switched Transport

(A) <u>Tandem-Switched Transport – Facility</u> Per Access Minute, Per Airline Mile – 3 rd Party – Non 800/877/888	.00000200	(C)
Per Access Minute, Per Airline Mile – End Office – Non 800/877/888	.00000000	(C)
(B) <u>Tandem-Switched Transport – Termination</u> Per Access Minute, Per Termination – 3 rd Party – Non 800/877/888	.00000000	(C)
Per Access Minute, Per Termination – End Office -Non 800/877/888	.00000000	(C)
(C) <u>Tandem Switching Rate</u> Per Access Minute – 3 rd Party – Non 800/877/888	.00300000	(C)
Per Access Minute – End Office – Non 800/877/888	.00000000	(C)
(D) <u>Shared Multiplexing</u> Per Access Minute – Non 800/877/888	.00000000	(C)
(E) <u>Joint Tandem Switched Transport – Access Service – 800/877/888</u> Originating	.00100000	(N) (M) (N)

(M) Material relocated to Original Page 116.1

FACILITIES FOR INTRASTATE ACCESS

4. SWITCHED ACCESS (Cont'd)

4.6 Rates and Charges

4.6.2 Switched Transport (Cont'd)

(F)	<u>Interconnection Rate – Non 800/877/888 & 800/877/888</u>		(C) (M)
	Telephone Company Provided Transport		
	Nonpremium Rate		
	Per Originating Access Minute	.0000000	
	Per Terminating Access Minute	.0000000	
	Premium Rate		
	Per Originating Access Minute	.0000000	
	Per Terminating Access Minute	.0000000	
	EIS		
	Nonpremium Rate		
	Per EIS Originating Access Minute	.0000000	
	Per EIS Terminating Access Minute	.0000000	
	Premium Rate		
	Per EIS Originating Access Minute	.0000000	
	Per EIS Terminating Access Minute	.0000000	(M)

(M) Material relocated from 3rd Revised Sheet No. 116.

(N)

FACILITIES FOR INTRASTATE ACCESS

4. SWITCHED ACCESS (Cont'd)

4.6 Rates and Charges (Cont'd)

4.6.2 Switched Transport (Cont'd)

	<u>Rate</u>	<u>Originating</u>	<u>Terminating</u>	(N)
(F) <u>Direct-Trunked Transport - Voiceband</u> Direct-Trunked Transport Facility-Voiceband, Per Airline Mile, per month (1YTXS)	\$ 3.75			
(G) <u>Direct-Trunked Transport - DS1</u> Direct-Trunked Transport Facility-DS1, Per Airline Mile, per month (1YTSX)	13.63			
Direct-Trunked Transport-Termination - DS1 Per month (TRL)	36.69			
(H) <u>Direct-Trunked Transport - DS3</u> Direct-Trunked Transport Facility-DS3, Per Airline Mile, per month (1YTXS)	44.19			
Direct-Trunked Transport-Termination - DS3 Per month (TRL)	441.90			
(I) <u>Dedicated Trunk Port</u> End Office		<u>27.45</u>	<u>0.00</u>	(N)
Voice Grade, per month, per Channel (PT8HX)		10.50	0.00	(N)
DS1, per month, per Channel (PT8JX)				
Access Tandem				
Voice Grade, per month, per Channel (PT8KX)	20.00			
DS1, per month, per Channel (PT8LX)	10.90			
(J) <u>Entrance Facility - 2-Wire and 4-Wire Voiceband</u> Per Entrance Facility, Service Installation Charge (EFG2X)	200.00			
2-Wire Voiceband, per month (EFG2X)	29.74			
4-Wire Voiceband, per month (EFG4X)	44.59			
(K) <u>Entrance Facility - DS1</u> Service Installation (EFGDX) Monthly Rate (EFGDX)	450.00 240.00			
(L) <u>Entrance Facility - DS3</u> Electrical Interface Service Installation (EFGPF) Monthly Rate (EFGPF) Optical Interface Service Installation (EFGMF) Monthly Rate (EFGMF)	1,000.00 1,200.00 750.00 885.00			
(M) <u>Multiplexing</u> DS1 to Voice Service Installation (M6W1X) Monthly Rate (M6W1X)	800.00 184.92			
DS3 to DS1 Service Installation (MKW3X) Monthly Rate (MKW3X)	450.00 441.93			

Issued on the authority of Public Act 179 of 1991, as amended

Issued: June 16, 2014

Effective: July 1, 2014

By: Jack Phillips, Director - Government and External Affairs
 14450 Burnhaven Dr, Burnsville MN Jack.Phillips@ftr.com

952-435-1373

FACILITIES FOR INTRASTATE ACCESS

4. SWITCHED ACCESS (Cont'd)

4.6 Rates and Charges (Cont'd)

4.6.3 End Office Services

(A)	<u>Basic 800/877/888 Data Base Query Charge,</u> <u>Rate Per Query</u>	*	(C)
	Premium 800/877/888 Data Base Query Charge <u>Rate Per Query</u>	*	(C)
(B)	<u>End Office Switching - Bundled (EOSB)</u> <u>Rate</u>		
	The bundled rates for End Office Switching are based on originating and terminating Access Minutes.		
		<u>Originating</u>	<u>Terminating</u>
(1)	Nonpremium rates, per access minute – Non 800/877/888	\$.0006355	.00000000 (C)
(2)	Premium rates, per access minute – Non 800/877/888 EOS1 and EOS2	.0014123	.00000000 (C)
(3)	Nonpremium rates, per access minute – 800/877/888	*	(N)
(4)	Premium rates, per access minute – 800/877/888 EOS1 and EOS2	*	(N)
(C)	<u>End Office Switching - Unbundled (EOSU)</u> <u>- Circuit Switched Line</u>		
	The unbundled rates for End Office Switching are based on originating and terminating Access Minutes.		
		<u>Originating</u>	<u>Terminating</u>
(1)	Nonpremium rates, per access minute – Non 800/877/888	\$.0006355	.00000000 (C)
(2)	Premium rates, per access minute – Non 800/877/888 EOS1 and EOS2	.0014123	.00000000 (C)
(3)	Nonpremium rates, per access minute – 800/877/888	*	(N)
(4)	Premium rates, per access minute – 800/877/888 EOS1 and EOS2	*	(N)
(D)	<u>End Office Switching - Unbundled (EOSU)</u> <u>- Circuit Switched Trunk</u>		
	The unbundled rates for End Office Switching are based on originating and terminating Access Minutes.		
		<u>Originating</u>	<u>Terminating</u>
(1)	Nonpremium rates, per access minute – Non 800/877/888	\$.0006355	.00000000 (C)
(2)	Premium rates, per access minute – Non 800/877/888 EOS1 and EOS2	.0014123	.00000000 (C)
(3)	Nonpremium rates, per access minute – 800/877/888	*	(N)
(4)	Premium rates, per access minute – 800/877/888 EOS1 and EOS2	*	(N)
(E)	<u>Shared Trunk Port</u>		
	Per Access Minute – Non 800/877/888	.0005292	0.0 (C)
	Per Access Minute – 800/877/888	*	(N)

* See Frontier Telephone Companies Tariff FCC No. 5 for rates.

(N)

Issued: June 17, 2021

Effective: July 1, 2021

By Senior Vice President

Regulatory Affairs

FACILITIES FOR INTRASTATE ACCESS

4. **SWITCHED ACCESS** (Cont'd)

4.6 Rates and Charges (Cont'd)

4.6.4	<u>Information Surcharge – Non 800/877/888 & 800/877/888</u>	<u>Rate</u>	(C)
	The rates for Information Surcharge are based on originating and terminating Access Minutes.		
	(1) Nonpremium rates, per access minute	\$.0000000	
	(2) Premium rates, per access minute	.0000000	
4.6.5	<u>FGA or BSA-A Usage Sensitive Credit Allowance</u>		
	Credit Allowance per Originating FGA or BSA-A Access Minute	\$.00115580*	
4.6.6	<u>Assumed Minutes of Use Monthly Surrogate</u>		
	(1) Per Two-way Line/Trunk	Minutes of Use	
	FGA or BSA-A	2,451	
	FGB or BSA-B	(1)	
	(2) Per One-way Line/Trunk		
	FGA or BSA-A - Originating Only	(1)	
	FGB or BSA-B - Originating Only	(1)	
	FGA or BSA-A - Terminating Only	13,026	
	FGB or BSA-B - Terminating Only	(1)	
4.6.7	<u>Switched Access Cross Connect</u>		
		<u>Monthly Rate</u>	
	(A) DS1	\$4.99	
	(B) DS3	39.03	
	(C) DSO	2.14	
4.6.8	<u>Basic Service Elements (BSE)</u>		
	(A) <u>Alternate Traffic Routing - BSE</u>		
	(1) Nonpremium Nonrecurring Charge Per Trunk Group Equipped (CF3AT)	\$ 27.47	
	(2) Premium Nonrecurring Charge Per Trunk Group Equipped (CF3AR)	61.04	
	(B) <u>Automatic Number Identification (ANI) - BSE</u>		
	Rate per ANI Attempt	\$.00013	

(1) All existing services are measured or there are no Customers for the service at this time. In the event an ASR is received for a new Customer and there is no measurement capability for the office requested, a traffic study will be made to establish a surrogate and such surrogate will be tariffed.

* The credit is applied to the End Office Switching Rate Element.

FACILITIES FOR INTRASTATE ACCESS

4. SWITCHED ACCESS (Cont'd)

4.6 Rates and Charges (Cont'd)

4.6.8 Basic Service Elements (BSE) (Cont'd)

	<u>Rate</u>	
(C) <u>User Transfer - BSE</u>		
Monthly Rate, Per Line Arranged	\$ 1.50	(D)
(D) <u>Hunt Group Arrangement - BSE</u>		
(1) Nonpremium Monthly Rate Per Line Equipped	\$ 1.35	(D)
(2) Premium Monthly Charge Per Line Equipped	3.00	(D)
(E) <u>Queuing - BSE</u>		
(1) Nonpremium Monthly Rate Per Group Equipped	\$ 6.75	
(2) Premium Monthly Charge Per Group Equipped	15.00	
(F) <u>Uniform Call Distribution - BSE</u>		(D)
(1) Nonpremium Monthly Rate Per Line Equipped	2.05	(D)
(2) Premium Monthly Charge Per Line Equipped	4.55	
(G) <u>Simplified Message Desk Interface (SMDI) - BSE</u>		
(1) Nonpremium Monthly Rate Per DNAL	88.97	(D)
(2) Premium Monthly Rate Per DNAL	197.72	(D)
(H) <u>Remote Call Forwarding - BSE</u>		
(1) Nonpremium Monthly Rate Per Line	7.20	(D)
(2) Premium Monthly Rate Per Line	16.00	(D)
(I) <u>Direct Inward Dialing (DID) - BSE</u>		
(1) Monthly Rate, per DID Term	25.00	
(2) Monthly Rate, per Block of 20 Numbers	10.00	
(J) <u>Billed Number Screening (BSN) - BSE</u>		
Monthly Rate, Per Line Screened	1.00	
4.6.9 <u>Carrier Identification Parameter (CIP)</u>		
Non-Recurring Charge, Per CIC, Per End Office Direct Trunk Group	\$ 80.00	(D)
Non-Recurring Charge, Per CIC, Per Access Tandem Direct Trunk Group	1,120.00	
Monthly Rate, Per Trunk	0.46	(D)

FACILITIES FOR INTRASTATE ACCESS

SECTION 8 TABLE OF CONTENTS

5. SPECIAL ACCESS	Page
5.1 <u>General</u>	3
5.1.1 Rate Elements.....	3
5.1.2 Special Access Configurations.....	8
5.1.3 Special Facilities Routing.....	11
5.1.4 Design Layout Report.....	11
5.1.5 Acceptance Testing.....	11
5.1.6 Ordering Conditions.....	12
5.2 <u>Description of Special Access</u>	14
5.2.1 Voiceband.....	15
5.2.2 Program Audio.....	16
5.2.3 Videoband.....	17
5.2.4 Wideband Analog.....	18
5.2.5 Wideband Data Service.....	18
5.2.6 High Capacity Digital.....	19
5.2.7 Digital Data Service.....	19
5.2.8 Miscellaneous Special Access Services.....	19
5.3 <u>Description of Terminating Options</u>	20
5.3.1 Narrowband.....	20
5.3.2 Voice Grade.....	21
5.3.3 Program Audio.....	22
5.3.4 Videoband.....	23
5.3.5 Wideband Data Service.....	23
5.3.6 High Capacity Digital.....	23
5.3.7 Digital Data Service.....	24
5.4 <u>Description of Supplemental Features</u>	25
5.4.1 Bridging.....	25
5.4.2 Conditioning Arrangements - Data.....	26
5.4.3 Conditioning - Program Audio.....	28
5.4.4 Signaling Arrangements.....	28
5.4.5 Echo Control.....	30
5.4.6 Improved Return Loss.....	30
5.4.7 Voiceband Facility Switching Arrangement.....	30
5.4.8 Automatic Protection Switch (APS).....	31
5.4.9 Improved Termination Option.....	31
5.4.10 Improved Equal Level Echo Path Loss Option (ELEPL-2).....	31
5.4.11 Digital Data Service Secondary Channel.....	32
5.5 <u>Description of Multiplexing Arrangements</u>	33

FACILITIES FOR INTRASTATE ACCESS

SECTION 8 TABLE OF CONTENTS

5. SPECIAL ACCESS (Cont'd)	<u>Page</u>
5.6 <u>Rate Regulations</u>	35
5.6.1 Types of Rates and Charges.....	35
5.6.2 Minimum Periods.....	45
5.6.3 Mileage Measurement.....	45
5.6.4 Moves.....	46
5.6.5 Rates and Charges on an Individual Case Basis.....	47
5.6.6 Hub Wire Centers.....	48
5.6.7 Shared Use Analog and Digital High Capacity FIA.....	49
5.6.8 Temporary Videoband Service.....	50
5.6.9 Special Access Surcharge.....	53
5.6.10 Message Station Equipment Recovery Charge.....	54
5.6.11 DS3 High Capacity Service.....	55
5.6.12 Optional Payment Plan (OPP).....	62
5.6.13 Four-Wire Voiceband and Digital Data Service (DDS) Rate Stability Plan (RSP).....	65
5.6.14 DS1 Term Volume Plan (TVP).....	70
5.6.15 High Capacity Digital DS1 and Ds3 Optional Arrangement Riders	75
5.7 <u>Rates and Charges</u>	76
5.7.1 Nonrecurring Charges.....	76
5.7.2 Voiceband Facilities.....	76
5.7.3 Program Audio Facilities.....	78
5.7.4 Temporary Video Facilities.....	79
5.7.5 Digital Data Service Facilities.....	80
5.7.6 Multiplexing Arrangements.....	81
5.7.7 High Capacity Digital DS1 (1.544 Mbps) Facilities.....	82
5.7.8 High Capacity Digital FT1 Facilities.....	83
5.7.9 High Capacity DS3 (44.736 Mbps) - Three Capacity System.....	84
5.7.10 High Capacity DS3 (44.736 Mbps) - Unlimited Capacity System..	85
5.7.11 High Capacity DS3 (44.736 Mbps) - Individual System.....	86
5.7.12 High Capacity DS3 (44.736 Mbps) Facilities - Group Systems.....	87
5.7.13 High Capacity DS3 (44.736 Mbps) Facilities - Special Transport..	88
5.7.14 High Capacity DS3 (44.736 Mbps) Facilities - DS3 Multiplexer Cross Connect Arrangement.....	88
5.7.15 Four-Wire Voiceband and Digital Data Service (DDS) Rate Stability Plan (RSP).....	89
5.7.16 High Capacity Digital DS3 (44.736 Mbps) Facilities Optional Arrangement Rider	89
5.7.17 DS1 Term Volume Plan (TVP).....	89
5.8 <u>Miscellaneous Special Access Services</u>	91
5.8.1 Clear Channel Capability.....	91
5.8.2 Direct-Routed Intraexchange Channels.....	92
5.9 <u>Individual Case Basis Rates and Charges</u>	93
5.10 <u>Special Access Cross Connect Rate and Charges</u>	95

FACILITIES FOR INTRASTATE ACCESS

5. SPECIAL ACCESS

5.1 General

Special Access provides a transmission path to connect CDLs* within a LATA for Intrastate Telecommunications. Special Access provided to a Customer may be connected directly to Customer facilities, through Telephone Company Hub Wire Centers where bridging or multiplexing functions are performed, and/or may be connected to access facilities of another telephone company or companies in the joint provision of Special Access Service, or may be connected to Switched Access as set forth in Section 4. Special Access Services may also be connected to a Customer's transmission equipment and facilities using a DS1 or DS3 Cross Connect arrangement where the Customer is provided Expanded Interconnection Service (EIS) as defined in Section 17.

The provision of Switched Access and Special Access in combination is normally for, but not limited to, the use of WATS or WATS-type Access. When Special Access is connected to Switched Access, the terms, conditions and rates for the facilities between the end user's CDL and the WATS Serving Office are as set forth in this section of the tariff; the terms, conditions and rates for the facilities between the WATS Serving Office and the Customer's CDL, as well as the Switching Functionalities (e.g., end user access codes, screening) are as set forth in Section 4 of this tariff.

Special Access can be provided in either analog or digital format. Analog formats are differentiated by spectrum and bandwidth. Digital formats are differentiated by bit rate. The specific types of Special Access (e.g., Voiceband, Digital Data Service) provided are described in 5.2 following.

5.1.1 Rate Elements

With the exception of Temporary Videoband Service, there are five basic rate elements which apply to Special Access Service.

- Special Transport (described in 5.1.1(B) following)
- Special Transport Termination (described in 5.1.1(G) following)
- Special Access Line (described in 5.1.1(C) following)
- Special Access Cross Connect (described in 5.1.1(D) following)
- Supplemental Features (described in 5.1.1 (e) following)
- Multiplexing Arrangements (described in 5.1.1 (f) following)

The following is a list of Frontier Open Network Architecture (ONA) Special Access Basic Service Elements (BSEs) which provide a cross-reference to the generic ONA product names.

<u>Generic Name</u>	<u>Frontier Name</u>
Access to Clear Channel Transmission	
Clear Channel Capability	
Automatic Protection Switching	Automatic Protection Switching
Bridging	Bridging
Conditioning	Conditioning
Multiplexing - Digital 2000	Multiplexing Arrangements

(A) (Reserved for Future Use)

*Telephone Company Centrex CO-like switches are considered to be CDLs for the purposes of this tariff.

FACILITIES FOR INTRASTATE ACCESS

5. SPECIAL ACCESS (Cont'd)

5.1 General (Cont'd)

5.1.1 Rate Elements (Cont'd)

(B) Special Transport

- (1) The Special Transport rate element provides for the transmission facilities between the serving wire centers associated with two CDLs, between a serving wire center associated with an end user's CDL and a WATS Serving Office, between a serving wire center associated with a CDL and a Telephone Company Hub Wire Center or between two Telephone Company Hub Wire Centers. Connection to Telephone Company provided DS1 or DS3 Special Transport within a serving wire center for Customers with EIS will require a Special Access Cross Connect arrangement as described in 5.1.1(D).

This Special Transport element is distance sensitive and varies with type of capability (i.e., analog or digital) and type of facility (e.g., Voiceband, Digital Data Service, etc.). Special Transport may be provided by more than one telephone company. The method of calculating applicable airline miles for rating purposes for Special Access is specified in 2.7 preceding.

- (2) Special Transport may be used in conjunction with Switched Access for the purpose of provisioning Originating Only, Terminating Only or Combined Originating/Terminating Access as set forth in 4.2.5(V) preceding. Special Transport employed in this manner provides the FIA for the closed-end of the services between the wire center serving the end user's CDL where WATS Serving Office functions are not available and the WATS Serving Office.

When the necessary WATS Serving Office functions are not provided at the wire center which serves the end user's CDL, the Telephone Company will designate the wire center where the WATS Serving functions are available.

- (3) For Fractional T1 (FT1) service, Special Transport must be ordered as Fractional Special Transport in the same grouping (N x 56 Kbps or N x 64 Kbps where N = 2, 4, or 6) as the associated FT1 SALs.

FACILITIES FOR INTRASTATE ACCESS

5. SPECIAL ACCESS (Cont'd)

5.1 General (Cont'd)

5.1.1 Rate Elements (Cont'd)

(C) Special Access Line (SAL)

- (1) A Special Access Line provides the transmission Designated Location (CDL) or the facilities between a CDL and the serving wire lities to a Customer center. This rate element varies by type of capability (i.e., analog or digital) and type of facility (e.g., Voiceband, Digital Data Service, etc.).

When a Voiceband Special Access service is ordered to be terminated at a Customer's designated Interexchange Carrier's all-digital CDL which requires a minimum digital interface level of 1.544 Mbps, the Telephone Company will provide the required interface and assess the Customer a Voiceband SAL, for the facility between the all-digital CDL and its serving wire center. All other appropriate charges apply in addition to the Voiceband SAL.

SAL rates for DS3 offerings vary with the level of capacity, number of services and whether the interface provided is electrical or optical.

Installation of DS1/DS3 SALs is as set forth in 5.6.1(E)(3). The applicable rates are the nonrecurring charge and monthly rate set forth per DS1/DS3 SAL installed.

The selection of a Terminating Option, as defined in 5.3 following, is required for terminating the network portion of a Special Access Line at a CDL. Terminating Options provide a clearly delineated interface which facilitates the design, isolation, and testing of the Special Access. For DS3/DS3C Special Access, the Customer may specify either an electrical or optical interface as set forth in 3.1.1(F).

One Special Access Line charge applies per CDL at which the facility is terminated. This charge applies even if the facilities to the CDL do not transit a serving wire center; this charge also applies if the CDL and the serving wire center are co-located in a Telephone Company building. Customer transmission facilities and equipment terminated in Telephone Connection to Telephone Company provided DS1 or DS3 SALs within a serving wire center for Customers with EIS will require a Special Access Cross Connect arrangement as described in 5.1.1(D). The Special Access Line charge used with a Switching Interface, as set forth in (2) below, is applicable only for the transmission facilities between the end user's CDL and the serving wire center of that location.

The DS1Special Access Line provided under this tariff will not be billed when used with ISDN PRI that uses alternate higher capacity digital facilities for the loop transport. This includes, i.e., providing service under the Tariff FCC No. 5, Optical Networking when the optical node is at the same location, DS3s, or comparable local tariffs and special assemblies. A DS1 Special Access Line provided to the serving wire center at which the customer obtains ISDN PRI Service will be transmitted with B8ZS Clear Channel Capability per Technical Reference Publication GR-342, Issue 1.

FACILITIES FOR INTRASTATE ACCESS

5. SPECIAL ACCESS (Cont'd)

5.1 General (Cont'd)

5.1.1 Rate Elements (Cont'd)

(C) Special Access Line (SAL) (Cont'd)

- (2) A Special Access Line may be provided in conjunction with FGA, FGB, FGC, FGD, BSA-A, BSA-B, BSA-C and BSA-D Switched Access Service for the purpose of Originating Only, Terminating Only, or Combined Originating and Terminating Access as set forth in 4.2.1 and 4.2.2. A Switching Interface is required for the provision of this service as set forth in 4.2.5(V). The Special Access Line provides the closed-end of the dedicated facilities between an end user's CDL and its serving wire center. This serving wire center may or may not be a WATS Serving Office. In those instances when the serving wire center is not a WATS Serving Office, Special Transport is applicable as set forth in 5.1.1(B) to the nearest Telephone Company WATS Serving Office.

The Switched Access used in conjunction with the Special Access Line provides various standard switching functionalities and optional arrangements as set forth in Section 4.2.5(V).

All Special Access Lines used with a Switching Interface are:

- provided with dial pulse address signaling or Dual Tone Multifrequency (DTMF) address signaling and either loop start or ground start supervisory signaling. The type of signaling is the option of the Customer.
- available as either a two-wire or four-wire Voiceband Special Access Service (i.e., 300-3000 Hz bandwidth). Each transmission path is provided at the option of the Customer with transmission specifications as described in Section 7000 of the Technical Interface Reference Manual.

All rules and regulations pertaining to Special Access are applicable to Special Access Lines used with a Switching Interface. Rates and Charges for these services are found in 5.7.5 for two-wire and four-wire Voiceband Special Access Lines.

A Customer may also order high capacity facilities from an end user's CDL to a Telephone Company Hub for the purpose of originating or terminating Special Access Lines used with a Switching Interface. High capacity to voice multiplexing will be required at the Hub. The Customer will be required to submit an ASR for the high capacity facility and voice multiplexing. The Customer will also be required to submit an ASR(s) for the individual Voiceband SALs specifying the channel facility assignment (CFA) for each service. This Hub may or may not be a WATS Serving Office. In those instances when the Hub is not a WATS Serving Office, Voiceband Special Transport is applicable as set forth in 5.1.1(B) for each individual Special Access Line used with a Switching Interface to the Telephone Company designated WATS Serving Office.

FACILITIES FOR INTRASTATE ACCESS

5. SPECIAL ACCESS (Cont'd)

5.1 General (Cont'd)

5.1.1 Rate Elements (Cont'd)

(D) Special Access Cross Connect

The Special Access Cross Connect charge provides the communications path between Telephone Company provided 64 Kbps DDS (DSO), DS1 or DS3 Special Access Lines or Special Access Transport and a Customer's transmission equipment and facilities where the Customer is provided EIS as defined in Section 17. The Special Access Cross Connect charge may also provide the communications path between a Customer's transmission equipment and facilities where the Customer is provided EIS and EIS arrangements of another Customer. The Cross Connect arrangement may connect directly to Telephone Company provided 64 Kbps DDS (DSO), DS1 or DS3 Services or to a Telephone Company provided 64 Kbps DDS (DSO), DS1 or DS3 multiplexing arrangement. The Cross Connect charge applies per 64 Kbps DDS (DSO), DS1 or DS3 connection. Rates for 64 Kbps DDS (DSO), DS1 and DS3 Cross Connect arrangements in 5.10 will apply in addition to other charges as specified in Section 17.

(E) Supplemental Features

Supplemental Features may be added to a Special Access Circuit to improve its quality or utility to meet specific communications requirements. These are not necessarily identifiable with specific facilities, but rather represent the end result in terms of performance characteristics which may be obtained. These characteristics may be obtained by using various combinations of facilities. Although the facilities necessary to perform a specified function may be installed at various locations along the path of the Special Access circuit, including the CDL, it will be provided for as a single rate element.

Examples of Supplemental Features that are available include, but are not limited to, bridging and conditioning. Each Supplemental Feature is described in 5.4, and rates are set forth in 5.7.

(F) Multiplexing Arrangements

Multiplexing provides for arrangements to convert a single higher capacity or bandwidth circuit for bulk transport to several lower capacity or bandwidth circuits. Multiplexing is only available at a Telephone Company designated Hub Wire Center arranged for multiplexing. All types of multiplexing may not be available at each Hub Wire Center. Refer to Section 5.6.6 for a description of Hub Wire Center. Descriptions for each type of multiplexing arrangement are provided in 5.5 following, and rates are set forth in 5.7 following.

(G) Special Transport Termination

(1) DS1 and DS3 Service

The Special Transport Termination rate element as set forth in 5.7, applies only to DS1, Individual DS3 and System DS3 offerings and is in addition to the Special Transport rate element. Special Transport Termination provides the equipment and arrangements necessary to terminate the Special Transport facility at a serving wire center. One Special Transport Termination charge applies for the termination of each end of a Special Transport facility for DS1 and DS3 (Individual and System) offerings.

(2) Fractional T1 Service (FT1) *

For Fractional T1 Service, Special Transport Termination must be ordered as Fractional Special Transport Termination in the same grouping (N x 56 Kbps or N x 64 Kbps where N = 2, 4, or 6) as the associated FT1 SALs.

* Services Ungrandfathered as of September 10, 1997.

FACILITIES FOR INTRASTATE ACCESS

5. SPECIAL ACCESS (Cont'd)

5.1 General (Cont'd)

5.1.2 Special Access Configurations

There are two types of facility configurations over which Special Access Services are provided - two-point and multipoint.

(A) Two-point Service

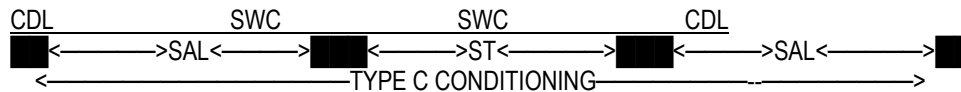
A two-point configuration is a circuit which is provided to connect two CDLs, either directly connected or through a Hub Wire Center where multiplexing functions are performed, or a CDL and a WATS Serving Office.

All Special Access offerings may be provided as a two-point configuration.

With the exception of Temporary Videoband Service, applicable rate elements are:

- Special Access Lines
- Special Transport (when applicable)
- Special Transport Termination (when applicable)
- Supplemental Features (when applicable)
- Multiplexing Arrangements (when applicable)

The following diagram depicts a typical two-point service connecting two CDLs. The service is provided with the supplemental feature of Type C Conditioning:



- SAL - Special Access Line
- ST - Special Transport
- SWC - Serving Wire Center
- CDL - Customer Designated Location

Applicable rate elements are:

- Special Access Line (2 applicable)
- Special Transport (per airline mile between SWCs)
- Supplemental Feature of Type C Conditioning (2 applicable)

In addition, a Special Access Surcharge, as set forth in 5.6.9 following and a Message Station Equipment Recovery Charge, as set forth in 5.6.10, may be applicable.

FACILITIES FOR INTRASTATE ACCESS

5. SPECIAL ACCESS (Cont'd)

5.1 General (Cont'd)

5.1.2 Special Access Configurations (Cont'd)

(B) Multipoint Service

A multipoint configuration is a circuit that is provided to connect three or more CDLs through a Telephone Company Hub Wire Center.

Only Voiceband, Program Audio, Digital Data Service facilities, and Miscellaneous Services where so designated, will be provided as multipoint configurations. There is no limitation on the number of mid-links, but the use of more than three mid-links in tandem may degrade the quality of the multipoint facilities. A mid-link is defined as the Special Transport facilities between Hub Wire Centers where the circuit is bridged and/or where circuit switching devices, such as loop transfer arrangement, are located.

Multipoint is provided and priced in the following manner:

- (1) Special Access Line per CDL to their respective serving wire centers.
- (2) Special Transport between the serving wire centers associated with the CDLs and the Hub Wire Center.
- (3) Special Transport between Hub Wire Centers.
- (4) Supplemental Features: Bridging equipment for each bridging location and other Supplemental Features when applicable.
- (5) (Reserved for Future Use)
- (6) Multiplexing Arrangements when applicable.

FACILITIES FOR INTRASTATE ACCESS

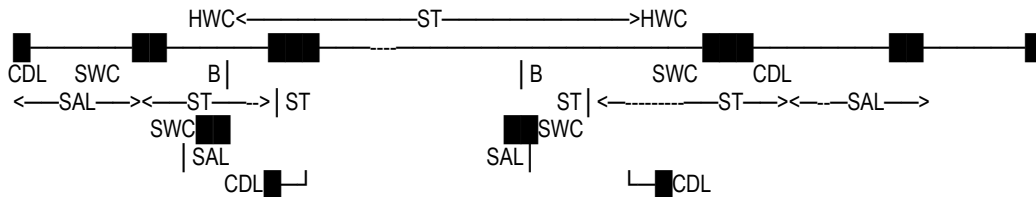
5. **SPECIAL ACCESS** (Cont'd)

5.1 General (Cont'd)

5.1.2 Special Access Configurations (Cont'd)

(B) Multipoint Service (Cont'd)

The following diagram depicts a multipoint service connecting four CDLs via two Customer specified Hub Wire Centers:



- SAL - Special Access Line
- ST - Special Transport
- SWC - Serving Wire Center
- CDL - Customer Designated Location
- HWC - Hub Wire Center
- B - Bridging

Applicable rate elements are:

- Special Access Lines (4 applicable)
- Special Transport (5 segments, per airline between SWCs and HWCs)
- Bridging (6 applicable, one per bridge port)

In addition, the Special Access Surcharge, as set forth in 5.6.9 following, and the message Station Equipment Recovery Charge, as set forth in 5.6.10, may be applicable.

FACILITIES FOR INTRASTATE ACCESS

5. SPECIAL ACCESS (Cont'd)

5.1 General (Cont'd)

5.1.3 Special Facilities Routing

A Customer may request that the facilities used to provide Special Access Service be specially routed. The regulations, rates and charges for Special Facilities Routing (i.e., Avoidance, Diversity and Cable-Only) are as set forth in Section 9 following.

5.1.4 Design Layout Report

The Telephone Company will provide to the Customer the makeup of the Special Access provided under this tariff to aid the Customer in designing its overall service. This information will be provided in the form of a Design Layout Report and will include the following:

Cable gauge, length and loading
Makeup (e.g., T-Carrier, two-wire, four-wire, etc.)
Specific pair of circuit assignment at the CDL.

The Design Layout Report will be provided to the Customer within fourteen working days from the ASR Date. Updated reports will be reissued within fourteen working days whenever facilities provided to the Customer are materially changed. Both the initial and updated Design Layout Reports will be provided to the Customer at no charge.

5.1.5 Acceptance Testing

At the at the time of installation, the following test parameters apply:

- (A) For Voiceband services, acceptance testing will include tests for loss, 3-tone slope, DC continuity, operational signaling, C-notched noise, and C-message noise.

When the Interface Arrangement provides a four-wire voice transmission facility and the point of termination provides two-wire voice transmission (i.e., there is a four-wire to two-wire conversion at the point of termination) balance tests are also included in acceptance testing. When performing installation and acceptance testing, the Telephone Company will test the access service within the LATA.

On four-wire and effective four-wire circuits where the Network Channel Terminating Equipment (NCTE) has the capability of being remotely aligned, the Telephone Company may perform acceptance testing without a Telephone Company technician at the Customer's premise. Should the Customer request a technician be present at the Customer's premise, additional charges will apply as set forth in Section 6.2(C). The applicable rates are in Section 6.2(G).

FACILITIES FOR INTRASTATE ACCESS

5. SPECIAL ACCESS (Cont'd)

5.1 General (Cont'd)

5.1.5 Acceptance Testing (Cont'd)

(A) (Cont'd)

If the NCTE at the Customer's premise does not have the capability of being aligned remotely, the additional charges will not apply. The Telephone Company will determine the type of NCTE placed at a Customer's premise.

- (B) For other analog services (i.e., Program Audio, Wideband Analog and Wideband Data Services) and for digital services (i.e., Digital Data Services and High Capacity Digital Services), acceptance testing will include tests for the parameters applicable to the service as set forth in Section 7000 of the Technical Interface Reference Manual for each of these services.

When the Customer requests the performance of additional cooperative tests which are not required to meet these specified performance parameters, charges as set forth in 6.6(B) following will apply. All test results will be made available to the Customer upon request.

If acceptance tests are not started within 15 minutes after pre-service tests have been completed and the Customer has been notified by the Telephone Company, additional charges may apply, as set forth in 6.2 following, unless the delay is caused by the Telephone Company.

5.1.6 Ordering Conditions

Ordering conditions are set forth in detail in Section 3 preceding. Also included in that section are other charges which may be associated with ordering Special Access (e.g., Service Date Change Charges, Cancellation Charges, etc.).

(A) Determination of Jurisdiction of Mixed Use Special Access Lines

When mixed interstate and intrastate Special Access Service is ordered, the jurisdiction will be determined as follows:

1. If the Customer's estimate of the interstate traffic on the physically intrastate line involved constitutes 10% or less of the total traffic on that line, the line will be ordered and provided in accordance with the applicable rules and regulations of this tariff.
2. If the Customer's estimate of the interstate traffic on the physically intrastate line involved constitutes more than 10% of the total traffic on that line, the line will be ordered and provided in accordance with the applicable rules and regulations of the Telephone Company's Interstate Tariff, Frontier F.C.C. No. 4.

FACILITIES FOR INTRASTATE ACCESS

5. SPECIAL ACCESS (Cont'd)

5.1 General (Cont'd)

5.1.6 Ordering Conditions (Cont'd)

(B) Special Access Jurisdictional Verification

If a billing dispute arises or the Michigan Public Service Commission questions the Customer's certification of the jurisdiction of the line, the Telephone Company will ask the Customer to provide that data used to determine the jurisdiction. The Customer shall supply the data within 30 days of the Telephone Company's request. The Customer shall keep records of system design and functions from which the jurisdiction can be ascertained and upon request of the Telephone Company make the records available for inspection as reasonably necessary for purposes of verification of the jurisdiction of the service.

FACILITIES FOR INTRASTATE ACCESS

5. SPECIAL ACCESS (Cont'd)

5.2 Description of Special Access

There are six generic types of Special Access offerings. They are:

- Voiceband
- Program Audio
- Videoband
- Wideband Analog
- Wideband Data*
- High Capacity Digital
- Digital Data Service

Each has its own characteristics, and are subdivided by one or more of the following:

- Transmission specifications
- Bandwidth
- Speed (i.e., bit rate)
- Spectrum

The Special Access offerings described below are comprised of a combination of the rate elements described in 5.1.1. The following descriptions indicate the most effective use for each facility. Customer use for purposes other than those indicated is limited only to the extent that such use may not harm the network. Further, the Telephone Company does not guarantee transmission performance beyond the parameters identified in the descriptions.

The transmission performance characteristics of each Special Access offering are stated in Section 7000 of the Technical Interface Reference Manual. The Telephone Company will maintain existing transmission specifications on services installed prior to the effective date of this tariff, except that existing services with performance specifications exceeding the standards in the Technical Interface Reference Manual will be maintained at the performance level specified in the manual. Where transmission performance characteristics are required other than those as stated in Section 7000 of the Technical Interface Reference Manual, the Telephone Company will review, and where technically feasible, will develop rates and charges for the additional costs associated with provisioning the parameters. These rates and charges will be filed on an individual case basis in Section 5.9 and will apply in addition to all other applicable rates and charges.

The Customer also has the option of ordering Voiceband and analog and digital high capacity facilities to a Telephone Company Hub for multiplexing to individual channels of a lower capacity or bandwidth. Descriptions of the types of multiplexing available at the Hubs, as well as the number of individual channels which may be derived from each type of facility, are set forth in 5.5. Additionally, the Customer may specify supplemental features for the individual channels derived from the facility to further tailor the channel to meet specific communications requirements. Descriptions of the supplemental features available are set forth in 5.4.

* Limited to those offerings in service as of February 1, 1992.

FACILITIES FOR INTRASTATE ACCESS

5. SPECIAL ACCESS (Cont'd)

5.2 Description of Special Access (Cont'd)

For example, a Customer may order a DS3 from a CDL to a Telephone Company Hub for multiplexing to 28 DS1 channels. The DS1 channels may be further multiplexed at the same or a different Hub to Voiceband channels or may be extended to other CDLs. Optional features may be added to either the DS1 or the Voiceband channels.

A Customer may also order high capacity facilities from an end user's CDL to a Telephone Company Hub for the purpose of originating or terminating Special Access Lines used with a Switching Interface. High capacity to voice multiplexing is required at the Hub.

5.2.1 Voiceband

(A) Two-Wire Voiceband Facility

These facilities are unconditioned and are capable of transmitting voice or data signals within the frequency spectrum of approximately 300 Hz to 3000 Hz. These facilities are furnished on a two-point or multipoint basis and may be terminated two-wire or four-wire at the point of termination. They permit the simultaneous transmission of information in both directions over a circuit, but it is not possible to ensure independent information transmission in both directions. Supplemental features may be added, at applicable charges, to enhance the operational capabilities of these facilities.

(B) Four-Wire Voiceband Facility

These facilities are unconditioned and are capable of transmitting voice or data signals within the frequency spectrum of approximately 300 Hz to 3000 Hz. The facilities are furnished on a two-point or multipoint basis and may be terminated two-wire or four-wire at the point of termination. When terminated four-wire, they permit the simultaneous independent transmission of information in both directions over a circuit. However, when terminated two-wire, simultaneous independent transmission cannot be supported. Supplemental features may be added, at applicable charges, to enhance the operational capabilities of these facilities.

FACILITIES FOR INTRASTATE ACCESS

5. SPECIAL ACCESS (Cont'd)

5.2 Description of Special Access (Cont'd)

5.2.2 Program Audio

These facilities are arranged and provided for the transmission of nonbroadcast audio which is to be used in connection with loudspeakers, wired music, closed circuit or recordings. Facilities to be used in connection with Broadcast Audio must be ordered from the appropriate interstate tariff. Audio facilities are furnished for transmission in one direction. Audio facilities may be provided on a two-point or multipoint basis.

Program audio facilities are provided on either a full-time or part-time basis. The minimum periods for full-time and part-time service are set forth in 3.2.4 preceding. When a part-time program audio service is provided for ten or more consecutive days, it will be treated as a full-time service and rated accordingly. In no event will the charge for continuous part-time program audio exceed the amount that would have been charged in the same time period for full-time program audio facilities.

Listed below are the types of Program Audio facilities that are offered under this tariff:

(A) 200 to 3500 Hz

Facilities are generally acceptable for speech quality programming and are subject to use over limited distance due to transmission factors.

(B) 100 to 5000 Hz

Facilities are generally acceptable for music and provide good quality speech programming.

(C) 50 to 8000 Hz

Facilities for the provision of high fidelity music transmission.

(D) 50 to 15000 Hz

Facilities for the provision of high fidelity music transmission. Two such facilities may be conditioned, at applicable charges, for stereo operation.

FACILITIES FOR INTRASTATE ACCESS

5. SPECIAL ACCESS (Cont'd)

5.2 Description of Special Access (Cont'd)

5.2.3 Videoband

These facilities are arranged and provided for the transmission of television which is to be used other than for broadcast purposes (i.e., closed circuit) in connection with viewing or recording. Facilities to be used in connection with broadcast video services must be ordered from the Telephone Company's Interstate Tariff, Frontier FCC No. 4.

The facilities are furnished for two point transmission in one direction only of United States 525 line/60 field standard monochrome and National Television Systems Committee (NTSC) color television baseband video signals and the associated audio signals.

Videoband Services are provided on a full-time or part-time (temporary) basis. The minimum periods are set forth in 3.2.4 preceding. The rates for full-time Videoband Service and for part-time Videoband Service will be developed on an Individual Case Basis, as set forth in 5.7.4 following.

There is a maximum monthly charge that may be assessed to any temporary Videoband Service as described in 5.6.1(C) following.

Technician Standby is a nonoptional arrangement furnished in conjunction with temporary Videoband Service only. Technician Standby provides for the Telephone Company monitoring of the temporary Video Service to ensure satisfactory transmission. The Telephone Company will determine the location of the video technician. At the option of the Customer, additional technicians will be made available during the temporary video transmission; the Customer will be assessed the Technician Standby charge, as set forth in 5.7.4 following, for each additional technician.

A Customer may request (as an option) an active, alternate temporary videoband transmission path for use in the event that the primary service becomes inoperative. This is referred to as a "hot standby" facility. The charge for this additional service will be the rates set forth in 5.7.4 following for Temporary Videoband Facilities. Technician Standby charges are not applicable to the "hot standby" facility.

FACILITIES FOR INTRASTATE ACCESS

5. SPECIAL ACCESS (Cont'd)

5.2 Description of Special Access (Cont'd)

5.2.4 Wideband Analog

These facilities are two-point and are furnished between CDLs or between a CDL and a Telephone Company designated Hub Wire Center where multiplexing is offered. The three types of Wideband Analog facilities are:

- (A) Group band facilities with a bandwidth from 60 kHz to 108 kHz for the transmission of a 12 circuit frequency division multiplexer (FDM) group.
- (B) Supergroup band facilities with a bandwidth from 312 kHz to 552 kHz for the transmission of a 60 circuit FDM supergroup.
- (C) Mastergroup band facilities with a bandwidth from 564 kHz to 3084 kHz for the transmission of a 600 circuit FDM mastergroup.

5.2.5 Wideband Data Service*

These analog facilities are arranged and furnished for two-point simultaneous two-way transmission of high speed data between two CDLs. These facilities are normally utilized for the following data speeds: 19.2 kbps, 50 kbps, 56 kbps and 230.4 kbps.

* Limited to those services so equipped and in service as of February 1, 1992.

FACILITIES FOR INTRASTATE ACCESS

5. SPECIAL ACCESS (Cont'd)

5.2 Description of Special Access (Cont'd)

5.2.6 High Capacity Digital

These facilities are two-point and are furnished between CDLs or between a CDL and a Telephone Company designated Hub Wire Center where multiplexing is offered. High Capacity facilities may be used to provide Special Access Lines as set forth in 5.1.1(C)(2). A High Capacity to Voice multiplexing arrangement, as described in Section 5.5, is required at the Hub Wire Center. High Capacity DS1 and DS3 services may also be connected to Customer transmission equipment and facilities where the Customer is provided EIS as defined in Section 17.

- (A) DS1 facilities provide for the transmission of isochronous bipolar serial data at a rate of 1.544 Mbps.
- (B) DS1C facilities provide for the transmission of isochronous bipolar serial data at a rate of 3.152 Mbps.
- (C) FT1 facilities are furnished for the transmission of isochronous bipolar serial data and are available at transmission rate groupings of N x 56 Kbps or N x 64 Kbps where N equals 2, 4, or 6. FT1 channels are contiguous within the network and can be used to create a wideband circuit using customer provided equipment. When N x 64 FT1 is ordered in conjunction with DS1 service for multiplexing purposes, the DS1 must have Clear Channel Capability as described in 5.8.1. FT1 Service at a rate of N x 64 Kbps will only be provided where Clear Channel Capability is available in the network. Where Clear Channel Capability is not available, N x 56 Kbps service can be provided in lieu of N x 64 Kbps.
- (D) DS3 facilities provide for the transmission of isochronous bipolar serial data at a rate of 44.736 Mbps. The Telephone Company will provide either an electrical or an optical interface with the service at the option of the Customer. Ordering conditions are set forth in 3.1.1(F).
- (E) DS3C facilities provide for the transmission of isochronous bipolar serial data at a rate of 89.472 Mbps. The Telephone Company will provide an optical interface with this service unless the service is provided via microwave in which case an electro-magnetic interface is provided, or unless the Customer requests an electrical interface. Ordering conditions are set forth in 3.1.1(F). EIS is not available with DS3 services provided with an optical interface.

5.2.7 Digital Data Service

Facilities for Digital Data Service are furnished for the simultaneous two-way transmission of synchronous data and are available at transmission speeds of: 2.4 kbps, 4.8 kbps, 9.6 kbps, 19.2 kbps, 56 kbps or 64 kbps. Digital Data facilities may be provided on a two-point or multipoint basis with the exception of 19.2 Kbps and 64 Kbps which are available only on a two-point basis.

5.2.8 Miscellaneous Special Access Services

A description of each service provided under Miscellaneous Special Access Services, along with the rates is set forth in 5.8 following. Other Special Access rate elements may apply in addition to those found in 5.8.

FACILITIES FOR INTRASTATE ACCESS

5. SPECIAL ACCESS (Cont'd)

5.3 Description of Terminating Options

Terminating Options provide a clearly delineated interface between Telephone Company and Customer facilities at the point of termination at the CDL. Terminating Options facilitate the design, isolation, and testing of the Special Access. The description of each Terminating Option defines the most effective use of the Terminating Option. The technical parameters of each type of associated interface are set forth in Section 7000 of the Technical Interface Reference Manual. Although an Customer is not restricted from alternate applications, except where such application is harmful to the network, the Telephone Company cannot guarantee technical performance for other than the applications stated below. Terminating Options are nonchargeable.

5.3.1 Narrowband

(A) 0 to 75 Baud Type 1

Provides standard open/closed 20 or 62 Ma energized interface to Customer terminal equipment and converts Customer terminal equipment signals to voice frequency signaling for transmission over two-wire or four-wire voiceband network facilities suitable for voice grade to narrowband multiplexing. This terminating option is obsolete and is limited to those circuits so equipped and in service as of December 7, 1990.

(B) 0 to 75 Baud Type 2

Provides two-wire or four-wire metallic interface for Customer or Telephone Company energized circuits. Telephone Company energized circuits are only available in conjunction with voice grade to narrowband multiplexing. This option does not guarantee dc current operation over special transport facilities. This terminating option is obsolete and is limited to those circuits so equipped and in service as of December 7, 1990.

(C) 0 to 150 Baud

Provides standard RS-232C interface to Customer terminal equipment and converts Customer terminal equipment signals to voice frequency signaling for transmission over two-wire or four-wire voiceband facilities. This terminating option is obsolete and is limited to those circuits so equipped and in service as of December 7, 1990.

FACILITIES FOR INTRASTATE ACCESS

5. SPECIAL ACCESS (Cont'd)

5.3 Description of Terminating Options (Cont'd)

5.3.2 Voice Grade

(A) Two-Wire Voice Grade, Non-Data, Without Signaling

This option provides a two-wire interface to a Customer and terminates an effective two-wire facility furnished for voice transmission only. Customer provided signaling must be limited to tones in the voiceband. Customer provided voiceband signaling equipment must limit transmission power to 0.0 dBm peak and -13 dBm average power over a three-second period.

(B) Four-Wire Voice Grade, Non-Data, Without Signaling

This option provides a four-wire interface to the Customer terminal equipment and terminates an effective four-wire facility furnished for voice transmission only. Customer provided signaling must be limited to tones in the voiceband. Customer provided voiceband signaling equipment must limit transmission power to 0.0 dBm peak and -13 dBm average power over a three-second period.

(C) Voice Grade Data Termination

This option provides a two-wire or four-wire transmission interface to a Customer's private line data modem and terminates an effective four-wire facility furnished for voiceband data transmission.

(D) Two-Wire Voice Grade Station Connecting Facility Termination

This option provides a means to terminate an effective two-wire facility or an effective four-wire facility with a two-wire Customer interface on a telephone, key system, PBX, ACD, or similar equipment. This option is normally used to terminate facilities that furnish foreign central office service, the station end of PBX off premises service, or private switched service network access lines. The option provides both the transmission and loop signaling functions normally associated with these services. The option is also used to terminate facilities arranged with automatic ringdown signaling. This option provides the loop and ringdown signaling with the facility.

(E) Four-Wire Voice Grade Station Connecting Facility Termination

A terminating option similar to (D) preceding used to terminate effective four-wire foreign central office service. The option provides a four-wire transmission interface to the Customer terminal equipment and the loop signaling function normally associated with these services. This option provides the loop and ringdown signaling with the facility.

FACILITIES FOR INTRASTATE ACCESS

5. SPECIAL ACCESS (Cont'd)

5.3 Description of Terminating Options (Cont'd)

5.3.2 Voice Grade (Cont'd)

(F) Two-Wire Station Connecting Facility Termination for the Open End of an Off Premises PBX Extension

Terminating options are available depending on the signaling range of the PBX (or similar system) as defined in Part 68 of the FCC Rules and Regulations. Type 1 is an option requiring range extension equipment at the CDL. Type 2 is an option with no range extension equipment at the CDL. If needed, the loop signaling range equipment for Type 1 must be specifically specified; see Section 5.4.4 following for available arrangements.

(G) Dial Repeating Tie Trunk Termination

Two network terminating options are provided for terminating effective four-wire transmission facilities used to furnish dial repeating tie trunk services. These options are described in terms of the interface they provide to a PBX (or similar system).

(1) A Type I tie line termination provides the Customer with a two-wire transmission interface and includes either two-wire or four-wire E&M type signaling. Transmission and signaling interface options available are described in Part 68 of the FCC Rules and Regulations. This option provides the E&M type signaling with the facility.

(2) A Type III tie line termination provides the Customer with a four-wire transmission interface and includes either two-wire or four-wire E&M type signaling. Transmission and signaling options available are described in Part 68 of the FCC Rules and Regulations. This option provides the E&M signaling with the facility.

Special Access Line and Special Transport facilities used with this option may require signaling capabilities as described in 5.4.4 following.

5.3.3 Program Audio

(A) 200 to 3500 Hz

Provides standard program audio interface levels and impedance matching to two-wire network facilities.

(B) 100 to 5000 Hz, 50 to 8000 Hz, and 50 to 15000 Hz

Provides standard program audio interface levels, circuit equalization and impedance matching to two-wire network facilities.

FACILITIES FOR INTRASTATE ACCESS

5. SPECIAL ACCESS (Cont'd)

5.3 Description of Terminating Options (Cont'd)

5.3.4 Videoband

Provides a Videoband Special Access Line interface for use in providing the one-way transmission of video signals.

Standard Videoband service is provided via one signal (combined video and audio). This signal is in the 30 Hz to 6.6 MHz frequency range. It includes a one-way duplexed transmission of standard 525 lines/60 fields monochrome or NTSC color video signal, and one or two associated 15 KHz audio signals.

As an option, the Customer may select to receive Videoband service via two or three signals (one video and one or two audio). Under this option, the video signal received will be in the 30 Hz to 4.5 MHz frequency range and the one or two audio signals will be in the 50 Hz to 15000 Hz frequency range.

5.3.5 Wideband Data Service*

(A) Provides a Wideband Data Service Special Access interface for use in providing two-way transmission of sequential synchronous or nonsynchronous data at rates of 19.2, 50 or 230.4 kbps; or sequential synchronous bipolar data signals at a rate of 56 kbps over four-wire facilities.

(B) (Reserved for Future Use)

5.3.6 High Capacity Digital

(A) High Capacity Digital DS1

Provides a High Capacity Digital DS1 Special Access interface for use in providing simultaneous two-way transmission of isochronous bipolar serial data signals at the rate of 1.544 Mbps.

(B) High Capacity Digital DS1C

Provides a High Capacity Digital DS1C Special Access interface for use in providing simultaneous two-way transmission of isochronous bipolar serial data signals at the rate of 3.152 Mbps.

(C) Fractional T1 Service

Provides a DS1 Special Access interface for use in providing simultaneous two-way transmission of isochronous bipolar serial data signals and is limited to groupings of N x 56 Kbps or N x 64 Kbps where N equals 2, 4 or 6.

* Limited to those services so equipped and in service as of February 1, 1992.

FACILITIES FOR INTRASTATE ACCESS

5. SPECIAL ACCESS (Cont'd)

5.3 Description of Terminating Options (Cont'd)

5.3.6 High Capacity Digital (Cont'd)

(D) High Capacity Digital DS3

Provides a High Capacity Digital DS3 Special Access interface for use in providing simultaneous two-way transmission of isochronous bipolar serial data signals at the rate of 44.736 Mbps. The Telephone Company will provide either an electrical or an optical interface with the service as specified by the Customer. Ordering conditions are set forth in 3.1.1(F).

(E) High Capacity Digital DS3C

Provides a High Capacity Digital DS3C Special Access interface for use in providing simultaneous two-way transmission of isochronous bipolar serial data signals at the rate of 89.472 Mbps. The Telephone Company will provide an optical interface with this service unless the service is provided via microwave, in which case, an electromagnetic interface is provided, or unless the Customer requests an electrical interface. EIS is not available with DS3 services provided with an optical interface. Ordering conditions are set forth in 3.1.1(F).

5.3.7 Digital Data Service (DDS)

Provides DDS Special Access interface for use in providing simultaneous two-way transmission of sequential bipolar data signals at transmission speeds of 2.4 kbps, 4.8 kbps, 9.6 kbps, 19.2 kbps, 56 kbps or 64 kbps over four-wire facilities.

FACILITIES FOR INTRASTATE ACCESS

5. SPECIAL ACCESS (Cont'd)

5.4 Description of Supplemental Features

Supplemental Features are items which can be added to a Special Access service to provide enhanced capabilities or improve its utility. References to specific uses or Special Access types indicate the most effective use for each Supplemental Feature. Customer use for other purposes or with other Special Access types is limited only to the extent that such use must not harm the network. Further, the Telephone Company does not guarantee functional operation of Supplemental Features for these alternate applications.

Listed below are the Supplemental Features that are offered under this tariff.

5.4.1 Bridging

Bridging is the function of connecting three or more CDLs in a multipoint arrangement. Listed below are those bridging services offered under this tariff.

(A) Multipoint Data Bridging

This feature provides the capability to derive a multipoint data circuit from a single facility and is normally provided on Voiceband facilities provided for transmission of data signals. This function is provided on a per port basis. Polled multipoint data circuits are a typical application of this feature.

(B) Voice Conference Bridging

Bridging arrangement to connect multiple Voiceband facilities in order that a voice frequency input signal from any location will be reproduced at the output of all other circuit locations. This function is provided on a per port basis.

(C) Alarm Distribution Bridging

Provides polling type bridging capabilities, band splitting filters and conversion of four-wire common terminations up to a capacity of 40 two-wire terminations. This function is offered as two tariff elements. The first element provides all shelving and common equipment for a capacity of 40 two-wire terminations. The second element provides a two-wire port. One common equipment rate element will apply to accommodate up to 40 two-wire terminations. One two-wire port charge will apply to each two-wire Special Access Line terminated in the bridge.

(D) Program Audio Bridging

An arrangement to provide multiple channel outputs from a single Program Audio or Voiceband facility. This arrangement is provided and rated on a per port basis.

FACILITIES FOR INTRASTATE ACCESS

5. SPECIAL ACCESS (Cont'd)

5.4 Description of Supplemental Features (Cont'd)

5.4.1 Bridging (Cont'd)

(E) DDS Bridging

Provides for a multi-junction unit (MJU) arrangement to bridge 2.4 kbps, 4.8 kbps, 9.6 kbps, 19.2 kbps, 56 kbps or 64 kbps DDS facilities. Different speeds cannot be mixed on the same bridge. This function is provided on a per port basis.

5.4.2 Conditioning Arrangements - Data

Data conditioning, when utilized in conjunction with effective four-wire Voiceband transmission facilities, improves the characteristics of these facilities. These improved characteristics are not represented to apply to the entire end-to-end facility of the Customer, but only to that portion of the facility provided by the Telephone Company.

There are three types of data conditioning: Type C, Type C-Improved and Type DA. Type C and Type C-Improved conditioning control attenuation distortion and envelope delay distortion. Type DA controls the signal to C-notched noise ratio and intermodulation distortion. Type C and Type DA conditioning may be combined on the same circuit. Type C-Improved and Type DA conditioning may be combined on the same circuit.

Data conditioning is charged for on a per Special Access line basis. The parameters listed for each type of data conditioning apply from two or more CDLs located within the Telephone Company serving area. Conditioning parameters apply to each end of a two-point circuit. For multipoint circuits, the conditioning parameters apply from any CDL to either the point of interface at another CDL or the first Telephone Company bridging point depending on the circuit configuration. These parameters are not applicable to High Capacity or Wideband Analog points of interface, because there is no voice frequency test access point. In these instances the data conditioning parameters apply to the last telephone company voice frequency test access point before the high capacity or wideband analog point of interface.

FACILITIES FOR INTRASTATE ACCESS

5. SPECIAL ACCESS (Cont'd)

5.4 Description of Supplemental Features (Cont'd)

5.4.2 Conditioning Arrangements – Data (Cont'd)

(A) Type C

Type C conditioning of Voiceband facilities provides a facility with the following transmission parameters enhanced to meet the values specified for Type C conditioning in Section 7000 of the Technical Interface Manual in addition to the standard parameters for Voiceband circuits.

- (1) Attenuation distortion with reference to 1004 Hz.
- (2) Envelope delay distortion.

(B) Type C-Improved

Type C-Improved conditioning of Voiceband facilities provides a facility with the following transmission parameters enhanced to meet the values specified for Type C conditioning in Section 7000 of the Technical Interface Reference Manual in addition to the standard parameters for Voiceband circuits.

- (1) Improved attenuation distortion with reference to 1004 Hz.
- (2) Improved envelope delay distortion.

The Customer may choose to order Improved Attenuation Distortion or Improved Envelope Delay Distortion or both configurations. The rates specified for Type C-Improved conditioning, Section 5.7.2(B), will apply regardless of the configuration specified.

(C) Type DA

Type DA conditioning of Voiceband facilities provides a facility with the following transmission parameter enhanced to meet the values specified for Type DA conditioning in Section 7000 of the Technical Interface Reference Manual in addition to the standard parameters for Voiceband Circuits.

- (1) Signal to C-notched noise ratio.
- (2) Nonlinear signal to second order distortion.
- (3) Nonlinear signal to third order distortion.

FACILITIES FOR INTRASTATE ACCESS

5. SPECIAL ACCESS (Cont'd)

5.4 Description of Supplemental Features (Cont'd)

5.4.3 Conditioning - Program Audio

(A) Stereo Conditioning

Provides the option of two radio program facilities which are identical in all transmission characteristics. Two Program Audio facilities are required to provide this Supplemental Feature. This feature is normally used only with Program Audio 50 to 15000 Hz facilities. Stereo Conditioning is charged on a per occurrence basis.

(B) Zero Loss

Conditioning of Program Audio facilities to provide zero loss at 1000 Hz test frequency. Zero Loss is charged on a per Special Access Line basis.

5.4.4 Signaling Arrangements

Signaling arrangements, when furnished with Voiceband transmission facilities, enable the facilities to accommodate standard telecommunications signaling protocols. Signaling arrangements provide for the conversion of one signaling method to another signaling method and/or extension of a signaling method at Customer and Telephone Company interfaces and enables the transmission facilities to accommodate signaling transmission. Signaling arrangements are available with Voiceband transmission facilities to enable transmission of requested signaling formats. The third and fourth protocol characters of the Network Channel Interface (NCI) and Secondary Network Channel Interface (SEC NCI) codes as indicated on the Customer's order, reflect signaling activity. Typical protocol characters contained in the NCI or SEC NCI codes that designate signaling arrangements are: AB, AC, DS, DX, DY, EA, EB, EC, EX, GO, GS, LA, LB, LC, LO, LR, LS, NO, RV and SF.

The Customer identified NCI and SEC NCI codes will be considered the Customer's request for signaling. The Telephone Company will endeavor to provide the specific signaling protocols requested by the Customer. In those cases where facilities and equipment are not available to meet the Customer's specific requests, the Telephone Company will provide the Customer acceptable alternate protocols. Sections 3300, 6000 and 7000 of the Technical interface Reference Manual provide detailed technical descriptions of the signaling protocols normally available with each service offering. To properly provision SF signaling, when associated signaling code, is DS (PCM), additional information of SF requirements (loop signaling type DX/E&M or ringdown) must accompany the Customer's order.

Signaling arrangement charges apply whenever interfaces at the Customer premises or at a Customer's Telephone Company serving wire center require a signaling arrangement other than those provided with the Terminating Options in 5.3.2 preceding. Signaling Arrangements will be charged on a per SAL basis. Specifically, a signaling charge applies if the signaling protocol characters in the NCI and the SEC NCI fields are different and include on the following codes: RV, EX, SF, DX, DY, DS, AB.

FACILITIES FOR INTRASTATE ACCESS

5. SPECIAL ACCESS (Cont'd)

5.4 Description of Supplemental Features (Cont'd)

5.4.4 Signaling Arrangements (Cont'd)

For the above conditions, one additional signaling charge applies for each additional leg of multipoint circuit. When a Multiplexing Arrangement is ordered that converts a single higher capacity or bandwidth circuit into several lower Voiceband circuits, the Voiceband Signaling Arrangements are provided as part of the Multiplexing Arrangement, and no additional Signaling Arrangement charges will apply.

A signaling charge applies in addition to any other applicable signaling charge when loop range extension equipment is required. The Telephone Company will obtain Customer approval for signaling range extension equipment.

Listed below are the Signaling Arrangements offered under this tariff:

- (A) Loop Signaling Range Extension - An arrangement to extend the metallic resistance limitations of loop type signaling.
- (B) Conversion of Loop or E&M Signaling to SF - An arrangement to convert loop or E&M signaling to the single frequency signaling format.
- (C) E&M to DX Signaling Conversion - Conversion of E&M signaling to the DX signaling format.
- (D) E&M to Loop Signaling Conversion - Conversion of E&M signaling format to the loop type signaling.
- (E) Loop or E&M to PCM Signaling - Conversion of loop or E&M signaling to the digital (PCM) signaling format.
- (F) Automatic Ringdown Signaling (ARD) - A signaling arrangement on a two-point Special Access which converts loop seizure at one end of the facility into ringing signal at the opposite end.

FACILITIES FOR INTRASTATE ACCESS

5. SPECIAL ACCESS (Cont'd)

5.4 Description of Supplemental Features (Cont'd)

5.4.5 Echo Control

(A) Echo Suppression

An arrangement provided at the Customer's request to attenuate reflected speech energy on a four-wire facility. This conditioning is generally required on circuits with long propagation delay. Echo suppression is charged on a per Special Access circuit basis. Echo suppression is an obsolete service offering and is applicable only to those circuits equipped with echo suppression prior to January 1, 1987. Any service rearrangements or order activity on the circuits equipped with echo suppression may require a change to echo canceller as described in 5.4.5(B) following.

(B) Echo Canceller

An arrangement provided at the Customer's request to cancel reflected speech energy on a four-wire facility. This conditioning is generally required on circuits with long propagation delay. Echo canceller is charged on a per Special Access circuit basis.

5.4.6 Improved Return Loss

Improved Return Loss provides for increased echo return and singing return parameters of an effective two-wire channel. This optional feature is available with certain Voiceband services at a two-wire point of termination when the transmission interface is four-wire at one CDL and two-wire at the other CDL. Placement of Telephone Company equipment may be required at the Customer's premises with the two-wire point of termination.

Improved Return Loss rates and charges will apply on a per Special Access Line basis at the rates specified in 5.7.2(B) following. Technical parameters and the applicable Voiceband services are specified in Section 7000 of the Technical Interface Reference Manual.

5.4.7 Voiceband Facility Switching Arrangement

An arrangement to provide switching between two Voiceband Special Access Services. This arrangement may require a Voiceband control circuit to control the switching arrangement at an additional charge.

FACILITIES FOR INTRASTATE ACCESS

5. SPECIAL ACCESS (Cont'd)

5.4 Description of Supplemental Features (Cont'd)

5.4.8 Automatic Protection Switch (APS)

Consists of special switching equipment placed at both ends of a duplicate DS1 facility (i.e., DS1, High Capacity Circuit) for automatic switching to the duplicate (standby) facility in the event the active facility is inoperative.

Duplicate facilities may terminate at a serving wire center, a CDL or both. The option provided under this tariff only includes the APS(s) located at a serving wire center(s). When the duplicate facility terminates at a CDL, the Customer will be responsible for providing the associated APS and ensuring it is compatible with the Telephone Company provided switch if appropriate.

The duplicate facilities are not a part of this supplemental feature.

5.4.9 Improved Termination Option

Improved Termination provides for a fixed 600 ohm impedance, an increased range of transmission levels, and simplex reversal (when applicable) on an effective four-wire channel. This optional feature is available with most Voiceband services with a four-wire point of termination. Telephone Company equipment is required at the Customer's premises where this option is ordered.

The Improved Termination option will be ordered and rates and charges, as set forth in 5.7.2(B) following, will apply on a per SAL basis. Technical parameters and the applicable Voiceband services are specified in Section 7000 of the Technical Interface Reference Manual.

5.4.10 Improved Equal Level Echo Path Loss Option

This option provides improved echo control parameters for an effective two-wire channel at a four-wire point of termination. Placement of Telephone Company equipment may be required at the Customer's premises with the two-wire point of termination.

The term "Equal Level Echo Path Loss" (ELEPL) represents the measure of Echo Path Loss (EPL) at a four-wire interface which is corrected by the difference between the send and receive Transmission Level Point (TLP), i.e., $ELEPL = EPL - TLP(\text{send}) + TLP(\text{receive})$.

Improved ELEPL rates and charges will apply on a per SAL basis at the rates set forth in 5.7.2(B) following. Technical parameters are specified in Section 7000 of the Technical Interface Reference Manual.

FACILITIES FOR INTRASTATE ACCESS

5. SPECIAL ACCESS (Cont'd)

5.4 Description of Supplemental Features (Cont'd)

5.4.11 Digital Data Service Secondary Channel

This feature is offered on an optional basis to Customers of Digital Data Service. It is a separate, slower speed digital channel that operates in parallel with the companion Digital Data Service primary channel. The secondary channel allows for remote control and testing of the network and peripheral devices without taking the network out of service and without lowering the speed of the primary Digital Data Service channel. This feature is not available with 19.2 Kbps or 64 Kbps Digital Data Service.

Rates and charges as set forth in 5.7.5(C) will apply on a per Digital Data Service SAL basis (each end of a two-point circuit and all ends of a multi-point circuit).

The provisioning of this option to existing Digital Data Service requires the discontinuance of the existing Digital Data Service and the establishment of new Digital Data Service for both ends of a two-point circuit and all ends of a multi-point circuit. The nonrecurring charges associated with the installation of Digital Data Service will apply.

FACILITIES FOR INTRASTATE ACCESS

5. SPECIAL ACCESS (Cont'd)

5.5 Description of Multiplexing Arrangements

Multiplexing Arrangements provide the function to convert a single higher capacity or bandwidth circuit for bulk transport to several lower capacity or bandwidth circuits. Cascading multiplexing occurs when a high capacity analog or digital channel is de-multiplexed to provide channels with a lesser capacity and one of the lesser capacity channels is further de-multiplexed. For example, a DS1C may be de-multiplexed to two DS1 facilities and then the DS1 facilities may be further de-multiplexed to 24 Voiceband channels.

When cascading multiplexing is performed in the same or different Hub Wire Center, a charge for the additional multiplexing unit will also apply. When cascading multiplexing is performed at a different Hub Wire Center, Special Transport will also apply between the involved Hub Wire Centers.

Listed below are the multiplexing arrangements offered under this tariff.

(A) Group to Voice

An arrangement that multiplexes twelve voice grade circuits to a single wideband analog group band circuit, or multiplexes a single wideband analog group band circuit to twelve voice grade circuits.

(B) Supergroup to Group

An arrangement that multiplexes five wideband analog group band circuits to a single wideband analog supergroup band circuit, or multiplexes a single wide band analog supergroup band circuit to five wideband analog group band circuits.

(C) Mastergroup to Supergroup

An arrangement that multiplexes ten wideband analog supergroup band circuits to a single wideband analog mastergroup band circuit, or multiplexes a single wideband analog mastergroup band circuit to ten wideband analog supergroup band circuits.

FACILITIES FOR INTRASTATE ACCESS

5. SPECIAL ACCESS (Cont'd)

5.5 Description of Multiplexing Arrangements (Cont'd)

(D) DS1 to Voice

An arrangement that multiplexes twenty-four voice grade circuits to a single DS1 digital circuit at a rate of 1.544 Mbps, or multiplexes a single DS1 digital circuit at a rate of 1.544 Mbps to twenty-four voice grade circuits. If this DS1 terminates in a DDS hub, a channel(s) of the DS1 can be used to provide DDS; however, DDS service stops at the DS1 interface. Multiple channels may be required to provide individual Program Audio Channels.

Up to 16 channels of this DS1 can be used for direct Digital Service (DDS-like service) with the assurance that circuit performance parameters will be met. If more than 16 channels are used for DDS-like service, the performance parameters for the DS1 and all circuits riding the DS1 will not be guaranteed.

FT1 can be used in conjunction with DS1 to Voice Multiplexing in groupings of $N \times 56$ Kbps or $N \times 64$ Kbps where $N = 2, 4$ or 6 , to a single DS1 digital circuit at a rate of 1.544 Mbps.

(E) DS1C to Voice

An arrangement that multiplexes forty-eight voice grade circuits to a single DS1C digital circuit at a rate of 3.152 Mbps, or multiplexes a single DS1C digital circuit at a rate of 3.152 Mbps to forty-eight voice grade circuits.

(F) DS1C to DS1

An arrangement that multiplexes two DS1 digital circuits to a single DS1C digital circuit at a rate of 3.152 Mbps, or multiplexes a single DS1C digital circuit at a rate of 3.152 Mbps to two DS1 digital circuits.

(G) DS3 to DS1

An arrangement that multiplexes twenty-eight DS1 digital circuits to a single DS3 digital circuit at a rate of 44.736 Mbps, or multiplexes a single DS3 digital circuit at a rate of 44.736 Mbps to twenty-eight DS1 digital circuits.

(H) DS3C to DS1

An arrangement that multiplexes fifty-six DS1 digital circuits to a single DS3C digital circuit at a rate of 89.472 Mbps, or multiplexes a single DS3C digital circuit at a rate of 89.472 Mbps to fifty-six DS1 digital circuits.

FACILITIES FOR INTRASTATE ACCESS

5. SPECIAL ACCESS (Cont'd)

5.5 Description of Multiplexing Arrangements (Cont'd)

(I) Group to DS1

An arrangement that multiplexes two wideband analog groupband circuits to a single DS1 digital circuit at a rate of 1.544 Mbps, or multiplexes a single DS1 digital circuit at a rate of 1.544 Mbps to two wideband analog groupband circuits.

(J) Digital Data Carrier Multiplexer

An arrangement that multiplexes a single DS1 1.544 Mbps digital circuit to twenty-three DSO digital ports for connection to either a subrate data multiplexer as described in 5.5(K) following or 56 kbps digital circuits.

(K) Digital Data Subrate Multiplexer

Used with cascading multiplexing, the Digital Data Subrate Multiplexer is an arrangement that multiplexes the following quantities of subrate digital data circuits into a single DSO digital port: 1) twenty 2.4 kbps, 2) ten 4.8 kbps or 3) five 9.6 kbps. In turn, the DSO digital port is then multiplexed to a single DS1 digital circuit using the Digital Data Carrier Multiplexer described in 5.5(J) preceding.

5.6 Rate Regulations

This section contains specific regulations governing the rates and charges that apply for Special Access Service.

5.6.1 Types of Rates and Charges

There are four types of rates and charges. These are monthly rates, daily rates, hourly rates and nonrecurring charges. The rates and charges are described as follows:

(A) Monthly Rates

Monthly rates are recurring charges that apply each month or fraction thereof that a Special Access Service is provided. For billing purposes, each month is considered to have 30 days.

(B) Daily Rates

Daily rates are recurring charges that apply to each 24 hour period or fraction thereof that a part-time Program Audio Special Access Service is provided. This 24 hour period is not limited to a calendar day. When part-time Program Audio service is provided for ten or more consecutive days it will be treated as a full-time service and monthly rates will apply. In no event will the charges for continuous part-time Program Audio service exceed the amount that would be charged in the same time period for full-time service.

FACILITIES FOR INTRASTATE ACCESS

5. SPECIAL ACCESS (Cont'd)

5.6 Rate Regulations (Cont'd)

5.6.1 Types of Rates and Charges (Cont'd)

(C) Hourly Rates

Hourly rates are recurring charges that apply to each 60 minute period, or fraction thereof, that a part-time Videoband Special Access Service is provided. The billing period commences when the video circuit is available for the Customer's use and ceases when the Customer's use is discontinued. There is a maximum monthly charge that may be assessed to any Temporary Videoband Special Access Service. The maximum charge during any 30 day period will be that amount equal to 100 hours of use.

(D) (Reserved for Future Use)

(E) Nonrecurring Charges

Nonrecurring charges are one-time charges that apply for specific work activity, (i.e., installation of service or change to an existing service). The types of nonrecurring charges that apply for Special Access Service are those listed below.

FACILITIES FOR INTRASTATE ACCESS

5. SPECIAL ACCESS (Cont'd)

5.6 Rate Regulations (Cont'd)

5.6.1 Types of Rates and Charges (Cont'd)

(E) Nonrecurring Charges (Cont'd)

(1) Design Change Charge

The Customer may request a design change to the service ordered. A design change is any change to a pending ASR for Special Access Service which requires engineering review. Design changes include such things as the addition or deletion of supplemental features or changes in the terminating options (e.g., 04LGXX to 02LGXX). Design changes do not include a change of IC CDL or end user premises when its serving wire center changes or Special Access service type (e.g., 2-wire to 4-wire voiceband or Voiceband to Program Audio, etc.) Changes of this nature will require the issuance of a new ASR and the cancellation of the original ASR. The cancellation charges apply as set forth in 3.2.6 preceding.

The Telephone Company will review the requested change, notify the Customer whether the change can be accommodated and specify if a new service date is required. If the Customer authorizes the Telephone Company to proceed with the design change, a Design Change Charge will apply.

The Design Change Charge, as set forth in 5.7.1 following, will apply on a per ASR per occurrence basis, for each ASR requiring a design change.

If a change of service date is required, the Service Date Change Charge as set forth in Section 3 preceding will also apply.

FACILITIES FOR INTRASTATE ACCESS

5. SPECIAL ACCESS (Cont'd)

5.6 Rate Regulations (Cont'd)

5.6.1 Types of Rates and Charges (Cont'd)

(E) Nonrecurring Charges (Cont'd)

(2) Installation of Supplemental Features and Multiplexing Arrangements

Nonrecurring charges apply for the installation of some supplemental features and multiplexing arrangements available with Special Access service. The charge applies whether the feature or multiplexing arrangement is installed coincident with the initial installation of service or at any time subsequent to the installation of service.

For additions of supplemental features without an NRC, a charge equal to a SAL NRC will apply. Only one such charge per service, per order will apply.

(3) Installation of FT1, DS1 and DS3 Special Access Lines

(a) (Reserved for Future Use)

(b) Fractional T1 Standard Arrangements

Customers subscribing to Fractional T1 service, at rates set forth in 5.7.8(A), will be assessed a nonrecurring charge. The NRC for Fractional T1 service will be assessed per SAL.

(c) Fractional T1 Optional Payment Plan (OPP) Arrangements

Customers subscribing to the Fractional T1 OPP arrangements, at rates set forth in 5.7.8(B), will not be assessed a nonrecurring charge.

The Regulations in Section 5.6.1(E)(6) will apply to FT1 OPP Customers when required for changes and other service rearrangements.

FACILITIES FOR INTRASTATE ACCESS

5. SPECIAL ACCESS (Cont'd)

5.6 Rate Regulations (Cont'd)

5.6.1 Types of Rates and Charges (Cont'd)

(E) Nonrecurring Charges (Cont'd)

(3) Installation of FT1, DS1 and DS3 Special Access Lines (Cont'd)

(d) DS3 Arrangements

There are two levels of charges for the installation of 3 System DS3 and Unlimited System DS3 SALs as set forth in 5.7.10 and 5.7.11. The "First System" charge is assessed for the first DS3 SAL ordered by a Customer. When the same Customer requests additional DS3 SALs, to be installed between the same locations, the "Additional System" charge will apply for each SAL ordered (maximum of two Additional System SALs in a 3 System DS3 and no maximum in an Unlimited System DS3).

For Individual DS3s, the charge for installation will apply at the same rate per DS3 SAL, and for Group System DS3s, the charge applies per Group System SAL.

(e) (Reserved for Future Use)

(f) DS1 Standard Arrangements

Customers subscribing to DS1 Standard Arrangements, at rates set forth in 5.7.7(A), will be assessed a nonrecurring charge. The NRC for DS1 Standard Arrangements will be assessed per SAL.

The regulations in Section 5.6.1(E)(6) will apply to existing DS1 Standard Arrangements Customers when required for changes and other service rearrangements.

(4) Installation of Temporary Videoband Service

There are two nonrecurring charges in 5.7.4 for the installation of Temporary Videoband Service. One nonrecurring charge will be assessed when permanent in place facilities are used to provide the service, and a different nonrecurring charge will be assessed when nonpermanent portable facilities are used to provide the service. A list of permanent facilities by location is provided in 5.6.8(E).

If the Customer orders Temporary Videoband Service with transmission intervals of 5 nonconsecutive days or less within a 7-day period, the Telephone Company may, if facilities are available, leave the facilities in place, in which case the associated installation nonrecurring charges would not apply.

FACILITIES FOR INTRASTATE ACCESS

5. SPECIAL ACCESS (Cont'd)

5.6 Rate Regulations (Cont'd)

5.6.1 Types of Rates and Charges (Cont'd)

(E) Nonrecurring Charges (Cont'd)

(5) Reserved for Future Use

(6) Service Rearrangements

All other service rearrangements will be charged for as follows:

- If the change involves the addition of another termination to an existing two-point or multipoint service, installation charges for each location added will apply.
- If the change involves the addition of supplemental feature or multiplexing arrangement, the installation charge associated with the supplemental feature or multiplexing arrangement will apply. When the supplemental feature or arrangement has no associated nonrecurring charge (or rated at \$.00), one SAL nonrecurring charge for the type of service involved (i.e., voice grade SAL, DDA SAL, etc.) will be applied to the order.
- If the change involves only changing the type of network interface, with no change in facility, the installation charge associated with each service receiving a network interface change will apply.
- If the change involves changing a two-wire service to a four-wire service or vice versa, the installation charge for each location changed will apply.
- If the change involves only rollovers or grooming, then no charges will apply. A rollover is the retermination of a segment of a lower capacity special access service onto a higher capacity special access service. The rollover must occur in the wire center where the higher capacity service is multiplexed with no other changes to the lower capacity service being reterminated (i.e., the segment must not require rerouting to connect to the multiplexer of the higher capacity service).

FACILITIES FOR INTRASTATE ACCESS

5. **SPECIAL ACCESS** (Cont'd)

5.6 Rate Regulations (Cont'd)

5.6.1 Types of Rates and Charges (Cont'd)

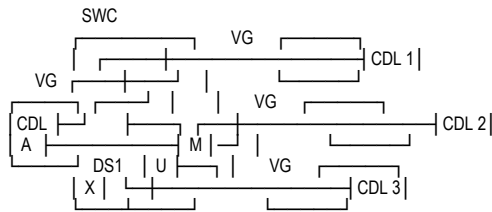
(E) Nonrecurring Charges (Cont'd)

(6) Service Rearrangements (Cont'd)

- Grooming is the retermination of a lower capacity special access service from one channel in a higher capacity special access service to another channel in the same higher capacity service or to another channel in another higher capacity special access service (i.e., change in connecting facility assignment) in the same wire center, with no other changes to the lower capacity service.

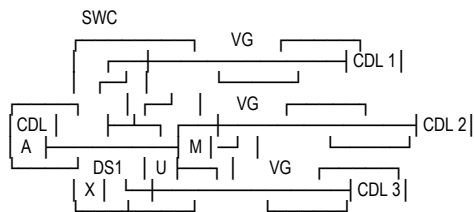
- Rollover - Example 1

Current Configuration



The Customer requests that the voiceband circuit (VG) between CDL A and CDL 1 be "rolled over" to the DS1 Serving CDL A. No NRCs apply for this request.

New Configuration



FACILITIES FOR INTRASTATE ACCESS

5. **SPECIAL ACCESS** (Cont'd)

5.6 Rate Regulations (Cont'd)

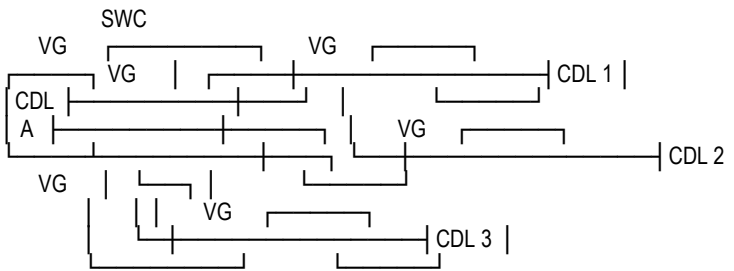
5.6.1 Types of Rates and Charges (Cont'd)

(E) Nonrecurring Charges (Cont'd)

(6) Service Rearrangements (Cont'd)

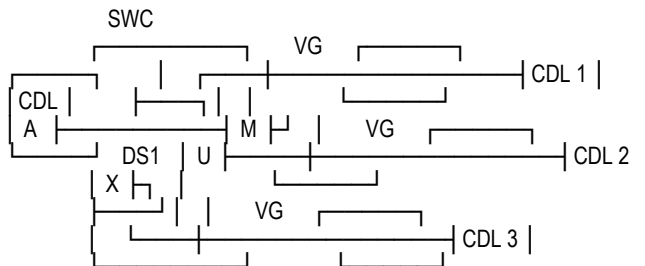
- Rollover - Example 2

Current Configuration



The Customer requests the installation of a DS1 between the serving wire center (SWC) and CDL A and a DS1/voice multiplexer in the SWC. The Customer also requests that the voiceband circuits serving CDLs 1, 2, and 3 be "rolled over" to the new DS1. All NRCs apply for the installation of the DS1 and multiplexer. No NRCs apply for the voiceband roll overs to the new high capacity circuit.

New Configuration



FACILITIES FOR INTRASTATE ACCESS

5. **SPECIAL ACCESS** (Cont'd)

5.6 Rate Regulations (Cont'd)

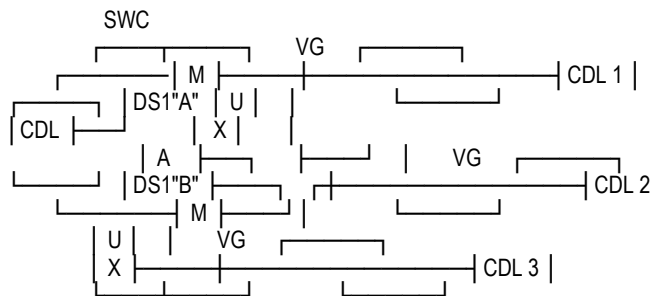
5.6.1 Types of Rates and Charges (Cont'd)

(E) Nonrecurring Charges (Cont'd)

(6) Service Rearrangements (Cont'd)

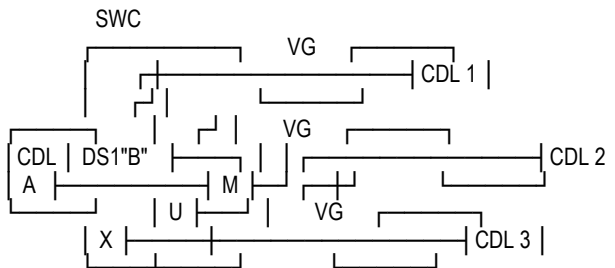
- Grooming - Example 1

Current Configuration



The Customer requests that the voiceband (VG) circuit serving CDL 1 be moved from the DS1 "A" circuit to the DS1 "B" circuit. No NRCs apply for this request.

New Configuration



FACILITIES FOR INTRASTATE ACCESS

5. SPECIAL ACCESS (Cont'd)

5.6 Rate Regulations (Cont'd)

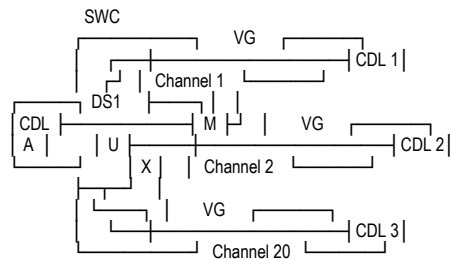
5.6.1 Types of Rates and Charges (Cont'd)

(E) Nonrecurring Charges (Cont'd)

(6) Service Rearrangements (Cont'd)

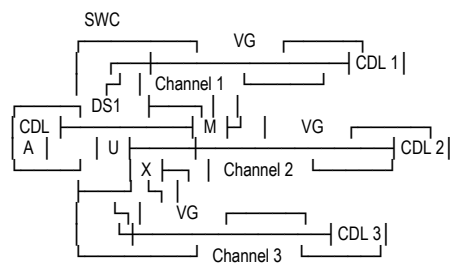
- Grooming - Example 2

Current Configuration



The Customer requests that the voiceband circuit serving CDL 3 be moved from Channel 20 in the DS1 serving CDL A to Channel 3 in the same DS1. No NRCs apply for this request.

New Configuration



- If the change involves reterminations other than Rollovers and/or Grooming, all NRCs associated with the installation of the lower capacity service will apply.
- In cases where multiple service rearrangements or an additional termination or a move and a service rearrangement are requested on a single ASR, the total charge will never exceed the full recurring charge for the basic service.

FACILITIES FOR INTRASTATE ACCESS

5. SPECIAL ACCESS (Cont'd)

5.6 Rate Regulations (Cont'd)

5.6.2 Minimum Periods

Special Access is provided for a specified minimum period. Minimum periods and minimum period charges are described in detail in Section 3 preceding.

5.6.3 Mileage Measurement

The mileage to be used to determine the monthly rate for the Special Transport is calculated on the airline distance between the serving wire centers involved (i.e., CDL serving wire center or Hub Wire Center or WATS Serving Office). Where the calculated miles include a fraction, the value is always rounded up to the next full mile. Where the calculated value is zero, no Special Transport mileage is charged.

When there is a Hub Wire Center involved, the Special Transport mileage will be measured from the Hub Wire Center to the serving wire centers of each of the CDLs connected to the hubbed facilities. Mileage is computed for each section and rates are applied accordingly. However, when a Special Access facility is routed through a Hub Wire Center for purposes other than Customer specified bridging or multiplexing (e.g., the Telephone Company chooses to so route for test access purposes), rates will be applied only to the distance calculated between the wire centers serving the CDLs.

The rates for the mileage are applied per airline mile. The serving wire center V&H coordinates and the method of calculation are specified in the NECA Tariff FCC No. 4.

FACILITIES FOR INTRASTATE ACCESS

5. SPECIAL ACCESS (Cont'd)

5.6 Rate Regulations (Cont'd)

5.6.4 Moves

A move involves a change in the physical location of the point of termination of Special Access.

A move normally involves an interruption of Special Access for the period required to complete the move. No credit allowance will be granted for that period. Special Construction as set forth in Section 10 may also be applicable at the different CDL.

A Customer may request that Special Access not be interrupted during a move. To comply with that request, it may be necessary to install a duplicate Special Access, and subsequently discontinue the existing Special Access. Charges, monthly and nonrecurring, will apply for the duplicate Special Access. A new minimum period will be established for the duplicate portion of the Special Access, depending on which end of the Special Access is moved. The Customer will remain responsible for all minimum period charges associated with the corresponding portion of the disconnected Special Access.

(A) Same CDL

When the move of a termination of FIA, as defined in Section 2.1.5, for Special Access is to a new point within the same CDL (same address and/or same building), the charge for the move will be the installation charge for the portion of the service being reterminated. There will be no change in the minimum period requirements. For services subject to payment plan regulations, the same payment period will remain in force.

(B) Different CDL

(1) When the move is to a different CDL (different address and different building), except as specified below, it will be treated as a disconnect and an installation of service. The appropriate installation charge for the service termination(s) affected will apply. A new minimum period will be established for the installed Special Access Service. The Customer will remain responsible for all minimum period charges associated with the disconnected Special Access Service. For services subject to payment plan regulations, a new payment plan will be established and full assessment of the remaining liabilities will be applicable.

(2) When the move is to a different CDL but served by the same serving wire center, the following conditions apply:

- A change ASR will be required.
- The appropriate service installation charge for the service termination(s) affected will apply.
- For Special Access services subject to payment plan regulations, if the Customer of record remains the same with no lapse in service, the appropriate NRCs for changes will apply. Otherwise, the move will be treated as a disconnect and an installation of service and all appropriate NRCs and full assessment of the remaining liabilities will be applicable.

FACILITIES FOR INTRASTATE ACCESS

5. SPECIAL ACCESS (Cont'd)

5.6 Rate Regulations (Cont'd)

5.6.5 Rates and Charges on an Individual Case Basis

- (A) The monthly rates and nonrecurring charges for the following service offerings will be developed on an Individual Case Basis:
- Full-Time Video Facilities
 - Wideband Analog - Group Band Facilities
 - Wideband Analog - Supergroup Band Facilities
 - Wideband Analog - Mastergroup Band Facilities
 - High Capacity Digital DS1C (3.152 Mbps) Special Access Lines
 - High Capacity Digital DS1C (3.152 Mbps) Special Transport
 - High Capacity Digital DS3C (89.472 Mbps) Facilities
- (B) The monthly rates and nonrecurring charges for the following Multiplexing Arrangements will be developed on an Individual Case Basis:
- Group to Voice
 - Supergroup to Group
 - Mastergroup to Supergroup
 - DS1C to Voice
 - DS1C to DS1
 - DS3C to DS1
 - Group to DS1

FACILITIES FOR INTRASTATE ACCESS

5. SPECIAL ACCESS (Cont'd)

5.6 Rate Regulations (Cont'd)

5.6.5 Rates and Charges on an Individual Case Basis (Cont'd)

(C) The monthly rates and nonrecurring charges for the following supplemental features will be developed on an Individual Case Basis:

- Dataphone Select-a-Station Bridging Common Equipment - Addressable.
- Dataphone Select-a-Station Bridging - Each Four-Wire Part.

5.6.6 Hub Wire Centers

A Hub Wire Center is a Telephone Company designated serving wire center at which bridging or multiplexing arrangements are provided. Bridging is used to connect three or more CDLs in a multipoint arrangement. The multiplexing arrangements channelize analog or digital facilities to individual services requiring a lower capacity or bandwidth.

Although Hub Wire Centers are defined as serving wire centers at which bridging or multiplexing arrangements are performed, they are not limited to providing these functions and may provide any other types of Special Access services offered in this tariff. For example, the Telephone Company will designate certain Hub Wire Centers for Program Audio service offerings and the termination of Group System DS3 Special Transport.

The Telephone Company will designate the Hub Wire Center locations. Different locations may be designated as Hub Wire Centers for different functions, such as bridging or multiplexing arrangements, for different facility capacities (e.g., multiplexing from digital to digital may occur at one wire center while multiplexing from digital to analog may occur at a different wire center). The location of Hub Wire Centers and the types of hubbing functions offered at that location are identified in the NECA Tariff FCC No. 4.

Some of the types of multiplexing provided include the following:

- from higher to lower bit rate,
- from higher to lower bandwidth,
- from digital to voice grade service.

The transmission performance for the end to end Special Access provided from CDLs will be that of the lower capacity or bit rate. For example, when a DS1 Special Access is multiplexed to voice frequency circuits, the transmission performance will be Voiceband, not High Capacity.

The Telephone Company will commence billing the monthly rate for the Special Access Line and Special Transport or Special Access Cross Connect charge for EIS arrangements, for the High Capacity facility to the Hub Wire Center as of the service date, even though individual services utilizing those facilities may not be installed until a later date. If the Customer has designated the type of multiplexing to be provided with the High Capacity facility, the nonrecurring charge for the Multiplexing Arrangement will be billed to the same Customer at the same time and the billing for the monthly rate will begin.

FACILITIES FOR INTRASTATE ACCESS

5. SPECIAL ACCESS (Cont'd)

5.6 Rate Regulations (Cont'd)

5.6.6 Hub Wire Centers (Cont'd)

Individual Special Access rates (by Special Access type) will apply for the Special Access Line and additional Special Transport facilities (if required) for each channelized Special Access. These will be billed to the Customer specified on the ASR as each individual Special Access is installed.

A Customer may order full-time and/or part-time Program Audio Services between two CDLs, or between a CDL and a Hub Wire Center, and will be billed accordingly at the rates set forth in Sections 5.7.3(A), 5.7.3(B), 5.7.3(C), and 5.7.3(D) following.

At the request of the Customer, the full-time and/or part-time services provided to a Hub Wire Center may be connected together in the following configurations: full-time to full-time, full-time to part-time, or part-time to part-time.

The rates that apply for Program Audio Services between each CDL and the Hub Wire Center are Special Transport, if applicable, and Special Access Line. In addition, rates for Supplemental Features may be applicable.

5.6.7 Shared Use Analog and Digital High Capacity FIA

Monthly charges for a DS1 or DS3 high capacity shared use facility will be apportioned between Switched and Special Access based on the relative proportion of channels used for switched and special access in the following manner.

If the facility is ordered as Special Access, rating as Special Access will continue until such time as a portion of the available capacity is used to provide Switched Access service. As individual channels are activated for Switched Access, monthly charges will be apportioned between Switched and Special Access based on the number of channels used for Switched Access and the number of remaining channels on the Special Access facility according to the following formula:

- The total shared use charge is equal to the Monthly Switched Access Charge times the number of channels used for Switched Access divided by 24 for DS1 or 672 for DS3 plus the monthly Special Access Charge times the number of channels remaining for Special Access divided by 24 for DS1 or 672 for DS3.

If the facility is ordered as Switched Access, rating as Switched Access will continue until such time as a portion of the available capacity is used to provide Special Access service. As individual channels are activated for Special Access, monthly charges will be apportioned between Switched and Special Access based on the number of channels used for Special Access and the number of remaining channels on the Switched Access Facility according to the following formula:

- The total shared use charge is equal to the Monthly Special Access Charge times the number of channels used for Switched Access divided by 24 for DS1 or 672 for DS3 plus the monthly Switched Access Charge times the number of channels remaining for Switched Access divided by 24 for DS1 or 672 for DS3.

FACILITIES FOR INTRASTATE ACCESS

5. **SPECIAL ACCESS** (Cont'd)

5.6 Rate Regulations (Cont'd)

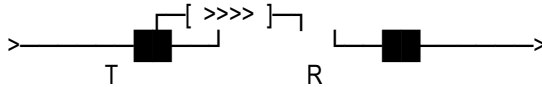
5.6.7 Shared Use Analog and Digital High Capacity FIA (Cont'd)

The monthly Switched and Special Access rate used will be the appropriate rate (Special Access SAL, Transport, Multiplexer and/or Cross Connect Arrangement and Switched Access Entrance Facility, Direct-Trunked Transport, Multiplexer and/or Cross Connect Arrangement) for the underlying shared use facility, i.e., if the underlying facility is a Special Access DS3 service, the corresponding Switched Access DS3 Transport will be used to determine the Switched Access monthly charges.

Shared use of Special Access Fractional T1 (FT1) and FiberConnect is not available.

5.6.8 Temporary Videoband Service

The rates and charges for use of facilities for Temporary Videoband Service are assessed on a per hop basis. A hop is defined as the transporting of a one-way video and associated audio signal(s) in a direct path from a transmitter location to the adjacent receiver location. The distance of a single hop is primarily a factor of the local geographics of the video path, therefore, more than one hop may be required between CDLs. The following diagram depicts a single hop.



There are two separate rate categories for a hop which are based on the provisioning of service:

- Video transmissions which use permanent facilities, and
- Video transmissions which use nonpermanent facilities.

FACILITIES FOR INTRASTATE ACCESS

5. SPECIAL ACCESS (Cont'd)

5.6 Rate Regulations (Cont'd)

5.6.8 Temporary Videoband Service (Cont'd)

(A) Use of Permanent Facilities for Temporary Video Service

Permanent facilities are those in-place facilities that are not removed at the end of a transmission. Sites where existing permanent facilities are located for temporary video service are listed in 5.6.8(E) following.

The rates and charges for services provided over permanent facilities are set forth in 5.7.4. Nonrecurring Charges for Temporary Videoband Service are also described in 5.6.1(E)(4).

The Telephone Company does not contemplate constructing permanent facilities to provision future requests for temporary videoband service. However, in the event that a Customer requests this type of provisioning, the Telephone Company will provide such facilities under Section 10, Special Construction. Accordingly, such facilities are deemed to be provided for the sole use of that Customer and no other future use of those facilities is planned or expected by the Telephone Company.

(B) Use of Nonpermanent Facilities for Temporary Video Service

Nonpermanent facilities consist of portable microwave equipment (e.g., transmitter, receiver, antenna, connecting cables and associated equipment) which is set up for the transmission and subsequently removed after the transmission.

The rates and charges for services provided over nonpermanent facilities are set forth in 5.7.4. Nonrecurring Charges for Temporary Videoband Service are described in 5.6.1(E)(4).

Where multiple hops are required to provide the requested service, the rates and charges will apply to each hop set up for the transmission. The Technician Standby charge will only apply to the time the Videoband service is provided. The Technician Standby charge is not applied on a per hop basis.

(C) Use of Combined Facilities for Temporary Video Service

Temporary Videoband Service may require the use of combined facilities to provide the requested service. Where permanent and nonpermanent facilities are used in tandem to provide a Video service, one-half the nonrecurring charge will apply for the permanent facilities while the full nonrecurring charge will apply for the nonpermanent facilities. The hourly charge for both facilities will be applicable. The Technician Standby charge will only apply to the time the service is provided.

FACILITIES FOR INTRASTATE ACCESS

5. SPECIAL ACCESS (Cont'd)

5.6 Rate Regulations (Cont'd)

5.6.8 Temporary Videoband Service (Cont'd)

(D) Joint Provisioning of Service

Where more than one Telephone Company is involved in the provisioning of a Temporary Videoband Service, such jointly provided facilities are subject to the rules and regulations outlined in Section 2.7 and 3.3. When the multiple bill option is employed as set forth in 2.7.3(B), the rates will apply as follows: When only nonpermanent facilities are used to provision the service and the service is jointly provided, the rates for the Video service will be one-half the nonrecurring charge and one-half the hourly charge. Where permanent facilities are used to provision the Video service and the service is jointly provided, the rates for the service are the entire nonrecurring charge and the entire hourly charge. Where a combination of permanent and nonpermanent facilities are used in the joint provisioning of the service, the rates for the Video service will be one-half the nonrecurring charge for the permanent and nonpermanent facilities and one-half the hourly charge for the nonpermanent facilities and the entire hourly charge for the permanent facilities.

When a single bill option is employed as set forth in 2.7.3(A), the rates will apply as follows: Where any combination of permanent and nonpermanent facilities are used to jointly provide the service, the entire nonrecurring charge and the entire hourly charge will apply.

The entire Technician Standby charge will be applied to the time the service is provided under either a single bill option or a multiple bill option.

(E) Permanent Sites for Temporary Video Service

Sites where permanent facilities are located are listed below:

FACILITIES FOR INTRASTATE ACCESS

5. SPECIAL ACCESS (Cont'd)

5.6 Rate Regulations (Cont'd)

5.6.9 Special Access Surcharge

Pending the development of techniques to accurately measure usage of local facilities which are interconnected by users by means of intrastate or foreign telecommunications, a surcharge of \$25.00 per service per month will be assessed to a two-point Special Access Service, and to each additional Special Access Line when the service is configured as multipoint. The Special Access Surcharge will also be assessed upon Wideband Analog and High Capacity Digital and FT1 Services on a voiceband equivalent basis. The voiceband equivalency for these type services is as follows:

- High Capacity DS1 equates to 24 Voiceband Facilities
- High Capacity DS1C equates to 48 Voiceband Facilities
- High Capacity DS3 equates to 672 Voiceband Facilities
- High Capacity DS3C equates to 1344 Voiceband Facilities
- Wideband Group equates to 12 Voiceband Facilities
- Wideband Supergroup equates to 60 Voiceband Facilities
- Wideband Mastergroup equates to 600 Voiceband Facilities
- Each 56 Kbps or 64 Kbps channel in a FT1 Service equates to one Voiceband Facility

The Special Access Service will be exempted from the monthly surcharge if the Customer provides the Telephone Company written certification that the termination is one of the following:

- (1) The open end termination (dial tone end) of a Foreign Central Office Line, Common Control Switching Arrangement (or equivalent) or Off Network Access Line (ONAL).
- (2) Any termination of an analog circuit used for radio or television program transmission.
- (3) Any termination of a line used for telex service.
- (4) Any termination of a line by nature of its operating characteristics and nature of connection could not make use of common lines.
- (5) Any line termination, other than (1) through (4) preceding, which is subject to the following charges:
(a) Carrier Common Line, (b) End Office Switching, (c) Switched Transport.
- (6) A termination that the Customer certifies to the Telephone Company is not connected to a PBX or other device capable of interconnecting the Special Access Service to the local network. If the PBX or other device has been configured either through software programming or physical restrictions not to access the local network, then the Customer may file the surcharge exemption for the Special Access Service terminating on this equipment.

FACILITIES FOR INTRASTATE ACCESS

5. SPECIAL ACCESS (Cont'd)

5.6 Rate Regulations (Cont'd)

5.6.9 Special Access Surcharge (Cont'd)

In order for the Telephone Company to determine the application of the surcharge with respect to specific services, the Customer must report the intended use of all services when placing ASRs for Special Access Service. In addition, when ordering High Capacity Analog or Digital services, the Customer must report the use for each voice equivalent circuit of the high capacity service. When any circuit is reported wholly used in any manner described in (1) through (6) preceding, the surcharge will not apply. If the intended use is not reported, the surcharge will apply.

If, at any time after the installation of a service which is subject to the surcharge, the Customer reports that the service is being used consistently with any exception listed above, the Telephone Company will credit the Customer for the surcharge. Credit will not be given beyond the receipt date of the certification for exemption.

5.6.10 Message Station Equipment Recovery Charge

Message Station Equipment Recovery Charge is a charge to recover that portion of message station equipment which is assigned to Special Access Service. Since there is zero cost assigned to Message Station Equipment Recovery in Special Access, the charge is \$.00.

FACILITIES FOR INTRASTATE ACCESS

5. SPECIAL ACCESS (Cont'd)

5.6 Rate Regulations (Cont'd)

5.6.11 DS3 High Capacity Service

(A) DS3 Rate Structure

Option 1: (System DS3s) SALs are provided as one of three system offerings: 3 System, Unlimited System and Group Systems. SAL rates for system DS3s vary dependent on whether the interface provided is electrical or optical. Additional SALs may only be added with the same interface (electrical or optical) as the First System. All DS3 SALs are non-distance sensitive.

Under a 3 System DS3, additional DS3 SALs, up to a maximum of two, may be ordered by the same Customer, between the same CDL and serving wire center.

Under an Unlimited System DS3, additional SALs, with no maximum, may be ordered by the same Customer, between the same CDL and serving wire center.

Group System DS3s provide a total capacity of 12 (DS3 x 12) or 24 (DS3 x 24) DS3 SALs. All DS3s in a Group System must be between the same CDL and serving wire center.

Option 2: (Individual DS3) This option provides individual DS3 service. Before confirming the ASR for this option, the Telephone Company will verify the availability of a DS3 interface at the CDL. If a DS3 interface can be made available with no physical change to the existing configuration at the CDL, the ASR will be confirmed and processed. If this condition is not met, the Customer will be advised and no charge will be assessed for the unprocessed ASR. The Customer may then cancel the ASR or submit a new ASR for one of the services available under Option 1.

SAL rates for Individual DS3s vary dependent on whether the interface provided is electrical or optical.

A DS3 SAL provides a spare transmission path (transmit and receive) connected to an automatic protection switch. In the event of failure in the primary service, traffic will be automatically transferred to the spare transmission facilities.

FACILITIES FOR INTRASTATE ACCESS

5. SPECIAL ACCESS (Cont'd)

5.6 Rate Regulations (Cont'd)

5.6.11 DS3 High Capacity Service (Cont'd)

(A) DS3 Rate Structure (Cont'd)

The spare transmission path will normally be provided on the same route as the primary path. When a Customer orders a DS3 SAL, the Customer may request that the spare transmission path be provided via an alternate route provisioned as the Telephone Company may elect. If common points for the primary and alternate route become necessary, these points will be identified by the Telephone Company and provided to the ordering Customer. Should the routing arrangement require special routing requirements specified by the Customer, other rates and regulations as set forth in Section 9 or Section 10 may be applicable.

A Customer may order the same or different type of DS3 SALs for each CDL(s) at which DS3 service is terminated.

When a Customer requests the disconnect of a DS3 service in the 3 System DS3 or Unlimited System DS3, an Additional System DS3 SAL must be disconnected first. When only the First DS3 service exists, that service will be disconnected.

Any costs associated with Special Construction as set forth in Section 10 will apply.

DS3 Special Transport contains two rate elements, Special Transport Termination and Special Transport Facility. Special Transport Termination rates apply for the termination of each end of the interoffice facility. Special Transport Facility rates apply for each airline mile of the interoffice facility. Group System DS3 Transport Terminations (DS3 x 12 and DS3 x 24) and Group System DS3 Transport Facilities are only available when connected to at least one DS3 Group System SAL of the same level (12 or 24). In addition, the Special Transport Facility and Special Transport Termination rates apply per DS3 Group as 12 or 24.

FACILITIES FOR INTRASTATE ACCESS

5. SPECIAL ACCESS (Cont'd)

5.6 Rate Regulations (Cont'd)

5.6.11 DS3 High Capacity Service (Cont'd)

(B) Minimum Service Periods

Individual DS3s and system DS3s are offered under four minimum service periods, each with different rate levels. The minimum service periods are 1, 3, 5 and 7 years. The Customer must specify the minimum service period at the time the service is ordered. First and Additional DS3 SALs (3 System DS3s and Unlimited Systems DS3s) can have a different minimum service period. However, each DS3 SAL of a two-point DS3 service must have the same minimum service period.

The Customer may select a longer minimum service period at any time, without penalty or application of non-recurring charges, to obtain the lower monthly recurring rates associated with a longer minimum service period. When the Customer selects this option, no credit toward the new service period will be given for the amount of time he was under the shorter minimum service period. The new recurring charges will apply subsequent to the effective date of the new minimum service period.

FACILITIES FOR INTRASTATE ACCESS

5. **SPECIAL ACCESS** (Cont'd)

5.6 Rate Regulations (Cont'd)

5.6.11 DS3 High Capacity Service (Cont'd)

(C) Expiration of Service Period

At the expiration of a service commitment period, the Customer may select a new DS3 commitment period. If the Customer does not select a new minimum service period within 60 days from the expiration date, billing will remain at the current service period and a new DS3 minimum service period will begin based on the previously effective service period. All terms and conditions, including Subsequent Termination Liabilities will apply to the new DS3 period.

Customers with expired service periods for the Individual System, Three System and unlimited System DS3s, prior to the effective date of this tariff offering, will have up to 180 days to select a new commitment service period. If the Customer does not select a new service period within 180 days of the effective date of this tariff, billing will remain at the current service period and a new DS3 minimum service period will begin based on the last service period. The beginning date of the new service period will be the date immediately following the expiration date of the expired service period. This does not apply to the grandfathered DS3 Group System service offerings.

(D) Discontinuance Without Liability - DS3 Minimum Service Period

Should the recurring charges for a Customer's DS3 Service increase, in aggregate, by more than 10% from the original recurring charges during the minimum service period, the Customer may, at his option, terminate the DS3 Service without penalty or liability.

(E) Discontinuance With Liability - DS3 Minimum Service Period

When a DS3 Service is discontinued prior to the end of the minimum service period, the Customer will be liable for a percentage of the total monthly charges for the remaining portion of the minimum service period. This charge will be based on the rates in effect at the time of disconnect. There are two liability periods for DS3 service, "first liability period" and "subsequent liability period." The "first liability period" is the period beginning from the establishment of the DS3 and is based on the Customer's initial commitment term for the DS3. The "subsequent liability period" is the period after the Customer's initial commitment term has expired and the Customer wants to renew the DS3 service with the existing term period or select a new DS3 term period. The Customer's total liability for the "first liability period" or "subsequent liability period" is dependent upon the number of months remaining within the year that the service is discontinued times the liability rate for that year plus the total monthly charges for each annual period remaining in the "first liability period" or "subsequent liability period" times the applicable liability rate. The liability rates for each year of the minimum service period are as follows:

<u>Year In Which Service Is Discontinued</u>	<u>1st Liability Period Rate</u>	<u>Subsequent Liability Period Rate</u>
1	45%	20%
2	30%	20%
3	25%	20%
4	20%	20%
5	20%	20%
6	20%	20%
7	20%	20%

FACILITIES FOR INTRASTATE ACCESS

5. SPECIAL ACCESS (Cont'd)

5.6 Rate Regulations (Cont'd)

5.6.11 DS3 High Capacity Service (Cont'd)

(E) Discontinuance With Liability - DS3 Minimum Service Period (Cont'd)

For example, if a Customer with a first liability period of seven years discontinues the DS3 service after six months within the 5th year, the Customer will be liable for 20% of the total monthly charges for six months, 20% of the total monthly charges for the 6th year and 20% of the total monthly charges for the 7th year.

If the DS3 service is disconnected during the subsequent seven year liability period, the Customer will be liable for 20% of the total monthly charges for the remaining months for each annual period remaining in the seven year minimum service period.

Customers with a minimum service period arrangement of three years or greater established prior to September 17, 1992, who discontinue service are eligible for limitation of the termination liability as set forth below.

Customer liability will be calculated as previously stated but will be limited to:

The dollar difference between 1) the amount the Customer has already paid and, 2) any additional charges that the Customer would have paid for service if the Customer had taken a shorter term offering corresponding to the term actually used.

For example, if a Customer with a seven year minimum service period discontinues service six months after the end of the third year, the Customer liability will not exceed:

$(\text{Three year monthly rate} - \text{Seven year monthly rate}) \times 42 \text{ months}$

FACILITIES FOR INTRASTATE ACCESS

5. **SPECIAL ACCESS** (Cont'd)

5.6 Rate Regulations (Cont'd)

5.6.11 DS3 High Capacity Service (Cont'd)

(F) Notification of Discontinuance

Notice of discontinuance must be given by the Customer at least thirty days prior to actual discontinuance. Monthly charges will apply for a period of thirty days from the date the Company receives discontinuance notification or until the requested discontinuance date, whichever period is longer.

(G) Upgrade to Higher Speed Service

Customers may elect to upgrade DS3 service(s) to a higher speed during a first liability period or subsequent liability period. The upgraded service will be subject to all appropriate NRCs.

If the following conditions exist, no termination liabilities will be applied:

- Both the existing and the new services are provided solely by the Company.
- The order to discontinue a service at an existing speed or capacity and the order for the upgraded service are received by the Company at the same time.
- The new service will be provided at the same Customer location(s) as the discontinued service.
- The fixed-period plan for the upgraded service(s) meets or exceeds the remaining length of the existing fixed-period plan.
- The total monthly rate of the new agreement is equal to or greater than the total monthly rate of the existing agreement period.
- The monthly rates for the upgraded services and/or service elements will be those in effect at the time of the service upgrade. The upgraded service will be subject to all appropriate nonrecurring charges.
- Termination liability charges will not apply as long as the upgraded service remains connected at the same point of termination(s) or meets the requirements set forth in Section 5.6.4(B)(2).

(H) Multiplexer Cross Connect Arrangement

For DS3 multiplexed services, the DS3 Multiplexer Cross Connect arrangement allows a Customer to cross connect digital DS1 channels from one multiplexer to another multiplexer. The rate as specified in 5.7.14 will apply per cross connect arrangement. If the DS3 multiplexed services are located in different Hub Wire Centers, DS1 special transport will apply in addition to the DS3 cross connect charge. The Customer must provide the channel assignments (CFA and SCFA) for both multiplexed services on the ASR.

FACILITIES FOR INTRASTATE ACCESS

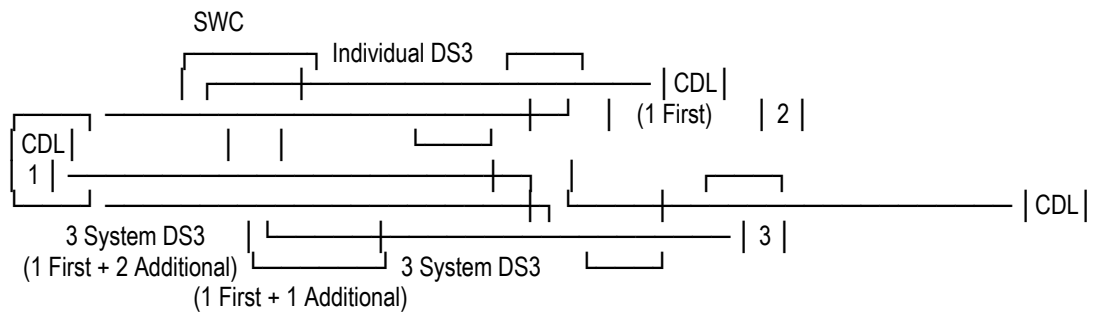
5. **SPECIAL ACCESS** (Cont'd)

5.6 Rate Regulations (Cont'd)

5.6.11 DS3 High Capacity Service (Cont'd)

(l) Partitioned Billing Arrangement (PBA)

PBA is a service arrangement that allows System DS3 (3 System, Unlimited System, or Group System) Customers to partition the multiple DS3s to a number of CDLs on the other end of the circuit (see diagram below). All rate elements associated with the PBA must be billed to the same Customer.



For 3 System DS3s and Unlimited System DS3s ordered under a PBA, each CDL must have a first system SAL. Additional SALs may then be ordered under the normal System terms and conditions.

When Group System DS3 Special Transport is provided as part of a PBA, a Group System DS3 SAL of the same level (DS3 x 12, DS3 x 24) must be connected to one end of the Group DS3 Special Transport. Under a PBA only, DS3 x 12 Group System Special Transport may be connected to DS3 x 24 Group System Special Transport at hub wire centers. Also, standard DS3 Special Transport may be connected to either DS3 Group System Special Transport at hub wire centers. All DS3 Special Transport Terminations apply for each type of DS3 Special Transport.

When ordering a PBA the Customer must specify on the ASR the Access Service Group (ASG) and the First System DS3 circuit identification (ECCKT) at both CDLs. Each 3 System DS3 and/or Unlimited System DS3 at a CDL must be ordered as separate PBAs.

Customers with existing DS3 Systems (3 System, Unlimited System, or Group System) may convert to a PBA. To convert, the Customer must issue discontinuance of service ASR(s) for the existing DS3s and establishment of new service ASR(s) for each CDL to be converted to the PBA. If no physical changes to the service(s) are required, no NRCs apply. If any physical changes are required, appropriate NRCs will apply.

FACILITIES FOR INTRASTATE ACCESS

5. SPECIAL ACCESS (Cont'd)

5.6 Rate Regulations (Cont'd)

5.6.12 Optional Payment Plan (OPP)

(A) General

- (1) The terms and conditions specified herein are applicable to DS1*, FT1 and DDS services. Additional terms and conditions for FT1 OPP are set forth in 5.6.12(H). Additional terms and conditions for DDS OPP are set forth in 5.6.12(I).
- (2) Only the Special Access Line (SAL) rate element is available under an OPP. All other associated rate elements or additional features are available at the standard month-to-month tariffed rates and regulations.
- (3) FT1 OPP SAL rates will not be greater than standard month-to-month SAL rates.
- (4) Three year and five year OPP rates will be equal to or less than the one year OPP rates. Decreases to the one year OPP will flow through to the three year and five year OPP.
- (5) Payment periods of one year, three year, and five year are available to all customers at the applicable rates set forth in 5.7.5(B), 5.7.7(c) or 5.7.8(B) regardless of when they subscribe to an OPP arrangement.
- (6) The customer must designate on the ASR the payment period for the OPP.
- (7) Inside moves, provided in accordance with 5.6.4, will not incur termination liability charges.
- (8) Outside moves provided in accordance with 5.6.4(B)(2) will allow the customer to retain the same OPP payment period. Any other move will be treated as a disconnect of the service and termination liability charges will apply.

(B) Changes in Length of OPP Period

Prior to the completion of the selected OPP period, the customer may elect to convert to a new OPP period of the same or different length, subject to the following conditions:

- No credit toward the new payment period will be given for payments made under the original OPP arrangement.
- Nonrecurring charges will not be reapplied for existing service(s).
- If the new OPP period is shorter in length than the time remaining under the existing OPP, the change to the new OPP period constitutes a disconnect of the existing OPP service and termination liability charges apply.

*DS1 OPP Service is Grandfathered as of June 12, 1998.

FACILITIES FOR INTRASTATE ACCESS

5. SPECIAL ACCESS (Cont'd)

5.6 Rate Regulations (Cont'd)

5.6.12 Optional Payment Plan (OPP) (Cont'd)

(C) Renewal Options

- (1) At the expiration of an OPP period, the Telephone Company will automatically renew the service at the same OPP period unless the Customer chooses to convert to a different OPP period, convert to month-to-month rates or discontinue service.
- (2) Conversion to a different OPP period will require the Customer to submit a change order ASR. Conversion to a different OPP period will be allowed without application of any nonrecurring or ordering charges.
- (3) Conversion to month-to-month rates will be treated as a disconnect of service and establishment of new service. If no other changes are ordered, no NRCs will apply.

(D) Notification of Discontinuance

An ASR for discontinuance of an OPP arrangement must be received by the Telephone Company at least thirty (30) days prior to actual disconnect of service. Monthly charges will apply for a period of thirty (30) days from the date the Telephone Company receives disconnect notification or until the requested disconnect date, whichever period is longer.

(E) Upgrade to Higher Speed Service

Customers may elect to upgrade service(s) to a higher speed during an OPP period, subject to the following conditions:

- The upgraded service will be subject to all appropriate nonrecurring charges.
- Termination liability charges will not apply as long as the upgraded service remains connected at the same point of termination(s) or meets the requirements set forth in 5.6.4(B)(2).
- If the upgrade involves establishing a multiplexing arrangement, termination liability charges will not apply if the hub wire center is the same one associated with the Customer designated location.

(F) Termination Liability

When an OPP service is discontinued prior to the end of the period, termination liability charges, as set forth below, will apply based on the remainder of the OPP period in effect at the time of disconnect.

One year OPP - 50% of any remaining portion of the first year's recurring charges.

Three Year OPP - 50% of any remaining portion of the first year's recurring charges. In addition, for any remaining portion of the second and third years, the Customer will be liable for 10% of the total monthly recurring charges in that time period.

Five Year OPP - 50% of any remaining portion of the first year's recurring charges. In addition, for any remaining portion of the second through fifth years, the Customer will be liable for 20% of the total monthly recurring charges in that time period.

FACILITIES FOR INTRASTATE ACCESS

5. SPECIAL ACCESS (Cont'd)

5.6 Rate Regulations (Cont'd)

5.6.12 Optional Payment Plan (OPP) (Cont'd)

(G) Termination Without Liability

During an OPP period, should the currently effective rate for a Customer's service increase, the Customer may, at their option, terminate the OPP arrangement without penalty or liability.

(H) OPP for FT1 Service

A customer may change from DS1 OPP service to an FT1 OPP service subject to the following rate applications. Also, a customer may change the number of channels of an N x 56 Kbps or N x 64 Kbps service to another higher value of N (where N = 2, 4 or 6), subject to the following rate applications:

- The changed service will be subject to all appropriate nonrecurring charges.
- Termination liability charges will not apply as long as the changed service remains connected at the same point of termination(s) or meets the requirements of 5.6.4(B)(2).
- If the change involves establishing a multiplexing arrangement, termination liability charges will not apply if the hub wire center is the same one associated with the customer designated location.

(I) OPP for DDS

(1) For conversion of existing month-to-month DDS to an OPP arrangement, the Customer will be required to submit a change order ASR to convert to the OPP. No service or billing interruption will occur when a Customer converts from month-to-month rates to OPP rates. If no other changes to be service are ordered, no charges will apply.

(2) A Customer may upgrade from a DDS OPP to an FT1 OPP subject to the following rate applications:

- The changed service will be subject to all appropriate nonrecurring charges.
- Termination liability charges will not apply as long as the changed service remains connected at the same point(s) of termination or meets the requirements of 5.6.4(B)(2).

FACILITIES FOR INTRASTATE ACCESS

5. SPECIAL ACCESS (Cont'd)

5.6 Rate Regulations (Cont'd)

5.6.13 Four-Wire Voiceband and Digital Data Service (DDS) Rate Stability Plan (RSP)

(A) Description

The Four-Wire Voiceband and DDS RSP will allow Customers to stabilize their monthly recurring rates (MRCs) for Four-Wire Voiceband and DDS SALs and associated Voiceband and DDS Special Transport. This service is offered for a fixed service period at the rates specified in Section 5.7.15. The RSP allows Customers to select a service commitment period during which the rates will be stabilized. The service commitment periods are 3 years or 5 years, which must be specified in writing at the time of enrollment.

The RSP is available to Customers qualifying for the Plan's eligibility requirements and agreeing to the Plan's terms and conditions.

Customers of the Plan will not be subject to Telephone Company initiated rate increases during their service commitment period. Rate changes may occur as a result of FCC or Commission action.

Four-Wire Voiceband and DDS RSP rates will not be greater than standard month-to-month Four-Wire Voiceband and DDS SAL rates and associated Voiceband and DDS Special Transport rates.

(B) Eligibility Requirement

The eligibility requirement for RSP is a minimum commitment level of 500 Four-Wire Voiceband and DDS SALs. These SALs must be intrastate services provided by the Company within the state of Michigan. Any associated Special Transport is also subject to the terms and conditions of the RSP.

At an annual review, if the Customer has committed to more than the minimum number of 500 SALs required, an allowance of minus 2% or plus 5% will be considered as having met the commitment level.

When the Customer elects to enroll in an RSP, he must specify, in writing, the enrollment date (which will be the anniversary date) and the commitment level. The specified enrollment date must be within 30 days of receipt by the Telephone Company. By the specified date, the Customer must issue ASRs to add SALs to the RSP and/or convert month-to-month SALs to the RSP to fall within the commitment range specified above.

Besides the eligibility requirement, Customers of this plan are also subject to the terms and conditions specified in Section 5.6.13(C).

FACILITIES FOR INTRASTATE ACCESS

5. SPECIAL ACCESS (Cont'd)

5.6 Rate Regulations (Cont'd)

5.6.13 Four-Wire Voiceband and Digital Data Service (DDS) Rate Stability Plan (RSP) (Cont'd)

(C) RSP Terms and Conditions

- (1) Written notice must be submitted by the Customer to change the commitment level of SALs. If, as the result of increasing or decreasing the commitment level, service is changed from the RSP to a month-to-month arrangement or from a month-to-month arrangement to the RSP, an ASR will be required within 30 days for all services changed. Only one RSP will be allowed per Customer. Penalties for decreasing the commitment level are discussed in 5.6.13(C)(4).
- (2) Each Customer's RSP will be reviewed annually. The Customer will be notified in writing as to the status of the RSP. This notification will inform the Customer of any RSP SALs that must be converted. If the Customer has increased the number of SALs from the initial commitment beyond the range specified in 5.6.13(B), he will have the option of increasing the commitment level for the remainder of the plan. If the Customer chooses not to increase the commitment level of SALs for the remaining year(s) of the plan, he must convert the increased number of SALs to standard month-to-month SALs to a level within the range specified in 5.6.13(B). The Customer may decrease the commitment level at the time of the annual review and pay the applicable penalties for the amount of SALs being decreased. The Customer will have 30 days from the receipt of this notification to convert SALs.
- (3) If a service has two SALs, to include this service as part of the RSP, both SALs must be in the RSP. RSP rates for Special Transport are only applicable when the associated SALs are included in the RSP.

After enrolling in the plan, the Customer may add or delete RSP SALs at any time during the plan.

- (4) When the number of RSP SALs at the annual review is less than the acceptable commitment range, penalty charges will apply, based on the difference between the commitment level less 2% and the number of RSP SALs in effect at the annual review. For example, if the commitment level is 100 and the Customer has 90 RSP SALs at the time of the annual review, the penalties described below will be applied to the difference of 98 (2% less than 100) and 90, which would be 8 in this example.

FACILITIES FOR INTRASTATE ACCESS

5. **SPECIAL ACCESS** (Cont'd)

5.6 Rate Regulations (Cont'd)

5.6.13 Four-Wire Voiceband and Digital Data Service (DDS) Rate Stability Plan (RSP) (Cont'd)

(C) RSP Terms and Conditions (Cont'd)

(4) (Cont'd)

The penalty charged is equal to the unweighted average of the Customer's applicable RSP Four-Wire Voiceband SAL and DDS SAL monthly rates multiplied by the deficient number of SALs.

Example:

RSP rates for the Customer's Four-Wire Voiceband and DDS services are as follows:

<u>Type SAL</u>	<u>Effective RSP Rate</u>
Four-Wire Voiceband	\$ 38.00
DDS (2.4, 4.8, 9.6, 19.2 Kbps)	60.80
DDS (56, 64 Kbps)	<u>79.80</u>
Totals	\$178.60

UNWEIGHTED AVERAGE OF RSP RATES: $\$178.60/3 = \59.53

Review of the Customer's records reveals a growth requirement deficiency of eight SALs. The applicable penalty charged would be $\$59.53 \times 8 = \476.24 .

(D) RSP Nonrecurring Charge

No nonrecurring charge will apply for the ASRs processed to convert existing SALs to or from the RSP. All applicable Special Access NRCs will apply for ASRs processed to add new SALs. Refer to Section 5.7.2 for Voiceband SAL NRCs and Section 5.7.5 for Digital Data Service SAL NRCs.

(E) RSP Services

This Plan is offered only for Four-Wire Voiceband and Digital Data Service (DDS).

FACILITIES FOR INTRASTATE ACCESS

5. SPECIAL ACCESS (Cont'd)

5.6 Rate Regulations (Cont'd)

5.6.13 Four-Wire Voiceband and Digital Data Service (DDS) Rate Stability Plan (RSP) (Cont'd)

(F) RSP Application

(1) Rate Elements Subject to the Plan

The RSP stabilizes the MRCs for Four-Wire Voiceband SALs, DDS SALs, and their associated Voiceband and DDS Special Transport MRCs. The MRCs for these rate elements will not be increased by initiation of the Telephone Company from the rates in effect as of the RSP enrollment date for the duration of the service commitment period. The RSP enrollment date is the date on which the RSP Customer signs a written agreement for RSP and otherwise meets the Plan's eligibility requirements.

All RSP Customers will pay the same RSP rate at any given point in time. However, each RSP Customer will have only one RSP enrollment date, which will apply to all of the Customer's rate elements subject to the Plan. This is regardless of whether services were existing and converted to the RSP, added at the time of enrollment, or added subsequently during the RSP service commitment period.

Before the expiration of a Customer's RSP service commitment period, the RSP may be replaced by a new RSP at the tariffed rates currently in effect. The Customer will not incur any penalties associated with their current plan if the elected service period is equal to or greater than the time remaining on the current RSP. For any new services added to the Plan, the MRCs will be at the rate in effect when the Customer elects the new plan. However, billing for these services will not begin until the services have been installed.

The RSP does not apply to NRCs associated with Four-Wire Voiceband and DDS, supplemental features and multiplexing arrangements.

FACILITIES FOR INTRASTATE ACCESS

5. SPECIAL ACCESS (Cont'd)

5.6 Rate Regulations (Cont'd)

5.6.13 Four-Wire Voiceband and Digital Data Service (DDS) Rate Stability Plan (RSP) (Cont'd)

(F) RSP Application (Cont'd)

(2) RSP Expiration

At the end of the service commitment period, the Customer may either continue the services at non-RSP rates in effect or elect a new RSP. If the Customer chooses to convert to a new RSP, the new service period will begin the day following the expiration of the old Plan. The RSP rate for the new Plan will be at those in effect at the beginning of the new service period. If the Customer fails to make this selection, the Telephone Company will notify the Customer and continue one additional month of RSP billing. If the Customer does not notify the Company of its intentions within 30 days from the expiration date of the RSP, the services under the plan will revert to general tariffed rates.

(3) Upgrade to Higher Capacity Service

The Customer may upgrade service to a high capacity service during the RSP period. The upgraded service will be subject to all appropriate NRCs.

If both of the following conditions exist, the commitment level will be decreased by the number of RSP SALs that are upgraded to a high capacity service.

- The Customer must notify the Telephone Company in writing in addition to issuing an ASR.
- The high capacity service period must be equal to or longer in length than the time remaining under the RSP.

FACILITIES FOR INTRASTATE ACCESS

5. **SPECIAL ACCESS** (Cont'd)

5.6 Rate Regulations (Cont'd)

5.6.14 DS1 Term Volume Plan (TVP) #

(T)

(A) Description

The DS1 Term Volume Plan (TVP) allows Customers discounts, which are applied to DS1 SALs based upon a volume and term commitment. The Customer's DS1 SAL commitment level can be establishment on a statewide basis or negotiated between the Customer and the Telephone Company. The TVP is offered for a 1, 2, 3, or 5 year service commitment period. All of the Customer's TVP DS1 SALs will be billed the same rate based on the length of the term selected by the Customer and the threshold level in which the commitment quantity falls. All other associated rate elements or additional features are available at the standard month-to-month tariffed rates and regulations.

During the TVP term, the Customer may elect to increase the term or commitment level of the plan without any Termination Liability provided there is no lapse of time between the effective date of the increase and the termination of the previously effective term or commitment quantity.

The new term length begins on the same start day as the term length it replaces. There will not be any retroactive adjustments of a discount due to a Customer-initiated change in term or commitment quantity.

(B) Rate Application

For conversion of existing month-to-month DS1 service to a TVP arrangement, the Customer will be required to submit written notification or a change order ASR to convert to the TVP. No service or billing interruption will occur when a Customer converts from month-to-month rates to a TVP. If no other changes to the service(s) are ordered, no charges will apply.

If a change involved establishing a multiplexing arrangement, termination liability will not apply if the hub wire center and the serving wire center of the Customer designation location are the same.

(C) Rate Changes

Rate changes in the TVP monthly recurring DS1 SAL rates will be passed on to subscribers of the plan. However, during the TVP period, should the rates increase, the Customer may, at his option, terminate the TVP arrangement without penalty or liability, unless the increase is a result of FCC action.

(D) Threshold Levels

Two or more DS1 SALs are required to qualify for a TVP. Rates are applied based on the following DS1 SAL threshold levers: 2-60, 61-120, 121-500, 501-1000, 1001-3000, 3001-6000, 6001-11,000 and over 11,000.

(E) Changes to Commitment Quantity or Term

At any time during the plan term, the Customer may increase the commitment quantity of DS1 SALs or commitment term to receive a lower threshold rate by submitting written notification to the Telephone Company.

When a penalty is assessed at the annual review, as set forth in 5.6.14(l), the number of DS1 SALs in service will become the commitment quantity for the subsequent years' annual review.

The customer will be entitled to be assessed at a lower DS1 commitment level, without penalty, if the Telephone Company sells off its assets in specific states.

DS1 Term Volume Plan is grandfathered as of August 18, 2013.

Issued: August 8, 2013

Effective: August 18, 2013

(N)

By Kenneth Mason, Vice President
180 S. Clinton Ave, Rochester NY 44646 (585)-777-5645 ken.mason@ftr.com

Rochester, New York

FACILITIES FOR INTRASTATE ACCESS

5. **SPECIAL ACCESS** (Cont'd)

5.6 Rate Regulations (Cont'd)

5.6.14 DS1 Term Volume Plan (TVP) #

(T)

(F) TVP Plan Enrollment*

When the Customer elects to enroll in a TVP, he must specify, in writing, enrollment date (which will be the anniversary date) and the DS1 SAL commitment quantity. The specified enrollment date must be within 30 days of receipt. By the specified date, the Customer must submit a request in writing or issue ASR(s) to add DS1 SALs to the TVP and/or convert month-to-month arrangement DS1 SALs to the TVP to fall within the commitment quantity specified.

*On the effective date of this tariff offering, the TVP Service offering replaces the DS1 Term Payment Plan (TPP) and Optional Payment Plan (OPP) arrangements. Existing Customers of these DS1 payment plans may be converted to the TVP based on their current term and quantity of DS1 SALs under the TPP or OPP, unless the Customer designates a different arrangement. Customers will have 90 days to designate, in writing, a different TVP commitment quantity or term or select the month-to-month rate application. Termination liability charges will not apply. Customer's DS1 SALs not enrolled in their TVP will be rated as month-to-month.

DS1 Term Volume Plan is grandfathered as of August 18, 2013.

(N)

Issued: August 8, 2013

Effective: August 18, 2013

By Kenneth Mason, Vice President
180 S. Clinton Ave, Rochester NY 44646 (585)-777-5645 ken.mason@ftr.com

Rochester, New York

FACILITIES FOR INTRASTATE ACCESS

5. **SPECIAL ACCESS** (Cont'd)

5.6 Rate Regulations (Cont'd)

5.6.14 DS1 Term Volume Plan (TVP) # (Cont'd)

(T)

(G) Annual Review

Each Customer's TVP will be reviewed annually. The Customer will be notified in writing as to the status of the TVP. If the in-service DS1 SAL quantity falls below the commitment quantity. An allowance of 3% will be considered as having met the commitment quantity. Where the Customer does not meet the minimum quantity of DS1 SALs in service, penalties will be assessed as set forth under 5.6.14(I).

If the number of DS1 SALs increase from the initial commitment, the Customer will have the option of increasing the commitment level for the remainder of his TVP. If the Customer chooses not to increase the commitment level, he may convert the increased number of DS1 SALs to a monthly plan or a second TVP plan.

The Customer may decrease the commitment level at the time of the annual review and pay the applicable penalties for the amount of DS1 SALs being decreased. Penalties will apply as set forth in 5.6.14(I).

The Customer will have 30 days from receipt of notification to convert DS1 SALs. If the Customer does not take action during the 30 day period, the commitment level will be automatically changed to the number of TVP DS1 SALs in effect at the annual review.

(H) TVP Conditions

If a DS1 service (circuit) consists of two DS1 SALs, both DS1 SALs must be in the TVP.

After enrolling in the plan, the Customer may add or delete DS1 SALs rated at the specified term/threshold level rate at any time during the plan. For example, if the Customer agrees to a 2 year TVP at the 61-120 DS1 SAL threshold level, DS1 SALs may be added at any time at the 2 year 61-120 threshold rate level.

(I) Penalties for Failing to Meet Commitment

When the number of TVP DS1 SALs at the annual review is less than the commitment quantity minus 3%, the penalty will be the TVP rate for the current threshold multiplied by the shortfall multiplied by 4 months.

For example, if the commitment quantity is 100 and the Customer has 90 DS1 TVP SALs at the time of the annual review, the penalty described below will be applied to the shortfall difference of 97 (3% less than 100) and 90.

- Current threshold level is 61-120, 5 year term
- In-service quantity at annual review is 90
- Shortfall is 97 - 90 = 7
- Penalty is calculated as follows:

$\$170.00 * 7 * 4 \text{ months} = \4760.00 penalty.

*TVP MRC for five year, 61-120 quantity.

DS1 Term Volume Plan is grandfathered as of August 18, 2013.

Issued: August 8, 2013

Effective: August 18, 2013

(N)

FACILITIES FOR INTRASTATE ACCESS

5. **SPECIAL ACCESS** (Cont'd)

5.6 Rate Regulations (Cont'd)

5.6.14 DS1 Term Volume Plan (TVP) # (Cont'd)

(T)

(J) TVP Nonrecurring Charge

Customers subscribing to a TVP will be assessed a nonrecurring charge per DS1 SAL except when converting standard month-to-month DS1 SALs to a TVP.

(K) Changes in Length of a TVP Period

Prior to the expiration of a TVP period, the Customer may elect to convert to a new TVP period of the same or different length, subject to the following conditions:

- No credit will be given for the new payment period for payments made under the original TVP arrangement
- NRCs will not be reapplied for existing service(s)
- If the new TVP period is shorter in length than the time remaining under the existing TVP, the change to the new TVP period constitutes a disconnect of the existing TVP service and termination liability charges will apply as set forth under 5.6.14(N).

DS1 Term Volume Plan is grandfathered as of August 18, 2013.

(N)

Issued: August 8, 2013

Effective: August 18, 2013

By Kenneth Mason, Vice President
180 S. Clinton Ave, Rochester NY 44646 (585)-777-5645 ken.mason@ftr.com

Rochester, New York

FACILITIES FOR INTRASTATE ACCESS

5. SPECIAL ACCESS (Cont'd)

5.6 Rate Regulations (Cont'd)

5.6.14 DS1 Term Volume Plan (TVP) # (Cont'd)

(T)

(L) Renewal Options

At the expiration of a TVP period, the Customer may select a new TVP period or convert to a month to month payment plan. If the Customer fails to make this selection, the Telephone Company will notify the Customer and continue two additional months of TVP billing. If the Customer does not select a new payment plan within 60 days from the expiration date, billing will remain at the current threshold level and a new TVP period will begin based on the previously effective term and quantity commitment. All terms and conditions, including termination liabilities, will apply to the new TVP period.

(M) Upgrade to Higher Speed Service

The Customer may upgrade service to a higher speed during a TVP period. The upgraded service will be subject to all appropriate NRCs.

If the following conditions exist, no termination liabilities will be applied for the decreased number of TVP SALs that are upgraded to a higher speed service.

- The Customer must notify Frontier in writing in addition to the ASR.
- The higher speed service period must be equal to or longer in length than the time remaining under the TVP.
- The upgraded service remains connected at the same point(s) of termination.

(N) Termination Liability

When a TVP service is discontinued prior to the end of the commitment period, termination liability charges, as set forth below, will apply based on the remainder of the TVP period in effect at the time of disconnect.

One year TVP - 50% of any remaining portion of the first year's recurring charges.

Two Year TVP - 50% of any remaining portion of the first year's recurring charges. In addition, for any remaining portion of the second year, the Customer will be liable for 5% of the total monthly recurring charges in that time period.

Three Year TVP - 50% of any remaining portion of the first year's recurring charges. In addition, for any remaining portion of the second and third years, the Customer will be liable for 10% of the total monthly recurring charges in that time period.

Five Year TVP - 50% of any remaining portion of the first year's recurring charges. In addition, for any remaining portion of the second through fifth years, the Customer will be liable for 15% of the total monthly recurring charges in that time period.

(O) Termination Without Liability

During a TVP period, should the currently effective rate for a Customer's service increase, the Customer may, at their option, terminate the TVP arrangement without penalty or liability, unless the increase is the result of FCC action.

DS1 Term Volume Plan is grandfathered as of August 18, 2013.

(N)

Issued: August 8, 2013

Effective: August 18, 2013

By Kenneth Mason, Vice President
180 S. Clinton Ave, Rochester NY 44646 (585)-777-5645 ken.mason@ftr.com

Rochester, New York

FACILITIES FOR INTRASTATE ACCESS

5. **SPECIAL ACCESS** (Cont'd)

5.6 Rate Regulations (Cont'd)

5.6.15 High Capacity Digital DS1 and DS3 Optional Arrangements - Riders

(A) DS1 Optional Arrangement - Rider

A DS1 may also be utilized to traverse a customer's Intrastate Optical Networking facility, for SONENT services, between CDLs. The customer will be charged a monthly recurring charge that includes add/drop multiplexing and is applicable per rider circuit. The rate in 5.7.7(B)(2) is in addition to the Optical Networking rates in the Company's FCC tariff.

(B) DS3 Optional Arrangement - Rider

A DS3 may also be utilized to traverse a customer's Intrastate Optical Networking facility, for SONENT services, between CDLs. The customer will be charged a monthly recurring charge that includes add/drop multiplexing and is applicable per rider circuit. The rate in 5.7.7(B)(2) is in addition to the Optical Networking rates in the Company's FCC tariff.

FACILITIES FOR INTRASTATE ACCESS

5. SPECIAL ACCESS (Cont'd)

5.7 Rates and Charges

5.7.1 Nonrecurring Charges

	<u>Nonrecurring Charges</u>
(A) <u>Design Change</u> Per ASR, Per Occurrence	150.00

5.7.2 Voiceband Facilities

(A) <u>Standard Arrangements</u>	<u>Nonrecurring Charges</u>	<u>Monthly Rate</u>	
(1) Special Transport - Per Airline Mile	-	\$55.63 22.25 22.25	(I)
(2) Special Access Line Two-Wire	\$200.00 200.00 200.00	413.65 165.46 165.46	(I)
Four-Wire	200.00 200.00 200.00	609.68 243.87 243.87	(I)
(B) <u>Optional Arrangements</u> <u>Supplemental Features</u>		<u>Monthly Rate</u>	
(1) Multipoint Data Bridging (Per Port)		\$ 9.20	
(2) Voice Conference Bridging (Per Port)		9.20	
(3) Alarm Distribution Bridging			
(a) Common Equipment		34.50	
(b) Per Two-Wire Port		2.30	

FACILITIES FOR INTRASTATE ACCESS

5. **SPECIAL ACCESS** (Cont'd)

5.7 **Rates and Charges** (Cont'd)

5.7.2 **Voiceband Facilities** (Cont'd)

(B) **Optional Arrangements** (Cont'd)
Supplemental Features

	<u>Monthly Rate</u>	
(4) Conditioning Arrangements - Data		
(a) Type C (Per SAL Arranged)	\$ 1.88	(I)
(b) Type C-Improved (Per SAL Arranged) AV ICCAD	34.50	
(c) Type DA (Per SAL Arranged)	2.30	
(5) Signaling Arrangements (Per SAL)		
(a) Loop Signaling Range Extension	11.50	
(b) Loop or E&M to SF	18.40	
(c) E&M to DX	16.10	
(d) E&M to Loop	13.80	
(e) Loop or E&M to PCM	4.60	
(f) Automatic Ringdown	11.50	
(6) Echo Control (Per Circuit)		
(a) Echo Suppression*	34.50	
(b) Echo Cancellor	12.75	
(7) Voiceband Facility Switching Arrangement	8.05	(I)

* Obsolete and is applicable only to circuits so equipped prior to January 1, 1987.

FACILITIES FOR INTRASTATE ACCESS

5. SPECIAL ACCESS (Cont'd)

5.7 Rates and Charges

5.7.2 Voiceband Facilities (Cont'd)

(B) Optional Arrangements (Cont'd)
Supplemental Features

	<u>Monthly Rate</u>	
-		
(8) Improved Return Loss (Per SAL)	4.31	(I)
(9) Improved Termination Option (Per SAL)	11.50	
(10) Improved ELEPL (Per SAL)	4.31	(I)

5.7.3 Program Audio Facilities

	<u>Nonrecurring Charge</u>	<u>Monthly Rate</u>	<u>Daily Rate</u>	
(A) <u>Standard Arrangements</u> <u>- (200 - 3500 Hz)</u> <u>Supplemental Features</u>				
(1) Special Transport - Per Airline Mile	-	9.06	(I)	\$.91
(2) Special Access Line	\$200.00 \$200.00	42.90 42.90		4.30 4.30
(B) <u>Standard Arrangements</u> <u>- (100 - 5000 Hz)</u>				
(1) Special Transport - Per Airline Mile	-	9.06		\$.91
(2) Special Access Line	\$200.00 \$200.00	42.90 42.90		4.30 4.30
(C) <u>Standard Arrangements</u> <u>- (50 - 8000 Hz)</u>				
(1) Special Transport - Per Airline Mile	-	9.06		\$.91
(2) Special Access Line	\$200.00 \$200.00	42.90 42.90	(I)	4.30 4.30

FACILITIES FOR INTRASTATE ACCESS

5. SPECIAL ACCESS (Cont'd)

5.7 Rates and Charges (Cont'd)

5.7.3 Program Audio Facilities (Cont'd)

	<u>Nonrecurring Charge</u>	<u>Monthly Rate</u>		<u>Daily Rate</u>	
(D) <u>Standard Arrangements</u> - (50 - 15000 Hz)					
(1) Special Transport - Per Airline Mile	-	9.06	(I)	\$.91	(I)
(2) Special Access Line	\$200.00 \$200.00	42.90 42.90		4.30 4.30	
		<u>Monthly Rate</u>		<u>Daily Rate</u>	
(E) <u>Optional Arrangements -</u> - (50 - 15000 Hz Facilities Only) <u>Supplemental Features</u>					
Conditioning-Program Audio Stereo Conditioning, (Per Occurrence)		\$1.15		\$.17	
(F) <u>Optional Arrangements -</u> (All Bandwidths) <u>Supplemental Features</u>					
(1) Program Audio Bridging (Per Port)		\$1.15		.17	
(2) Conditioning- Program Audio- Zero Loss (Per SAL)		13.80	(I)	1.38	(I)

5.7.4 Temporary Videoband Service

	<u>Nonrecurring Charge</u>	<u>Hourly Rate</u>
(A) <u>Via Permanent Facilities, Per Hop</u>	*	*
(B) <u>Via Nonpermanent Facilities, Per Hop</u>	**	**
(C) <u>Technician Standby, Per Hour</u>		**

* Provisioned as set forth in accordance with Special Construction in Section 10.

** Provisioned as set forth in accordance with Special Access ICBs in Section 5.

FACILITIES FOR INTRASTATE ACCESS

5. SPECIAL ACCESS (Cont'd)

5.7 Rates and Charges (Cont'd)

5.7.5 Digital Data Service Facilities

(A) Standard Arrangements

(1) Special Transport - Per Airline Mile

	<u>Monthly Rate</u>	
(a) 2.4 kbps	\$ 108.55	(I)
(b) 4.8 kbps	108.55	
(c) 9.6 kbps	108.55	
(d) 19.2 kbps	108.55	
(e) 56 kbps	108.55	
(f) 64 kbps	108.55	(I)

	<u>Nonrecurring Charge</u>	<u>Monthly Rate</u>	
(2) Special Access Line	\$250.00		
(a) 2.4 kbps		\$158.63	
(b) 4.8 kbps		158.63	
(c) 9.6 kbps		158.63	
(d) 19.2 kbps		1,967.68	(I)
(e) 56 kbps		1,967.68	(I)
(f) 64 kbps		1,967.68	(I)

(B) DDS Optional Payment Plan
Special Access Line

Nonrecurring Charge
 \$ 0.00

Monthly Rates
1 Year 3 Year 5 Year

2.4,4.8, 9.6,19.2 Kbps	\$112.60	\$98.15	\$94.98
56,64 Kbps	124.06	121.26	120.53

(C) Optional Arrangements
Supplemental Features

	<u>Monthly Rate</u>
(1) DDS Bridging (Per Port)	\$12.65
(2) Secondary Channel	22.43

FACILITIES FOR INTRASTATE ACCESS

5. SPECIAL ACCESS (Cont'd)

5.7 Rates and Charges (Cont'd)

5.7.6 Multiplexing Arrangements

	<u>Nonrecurring Charge</u>	<u>Monthly Rate</u>	
(A) DS1 to Voice	\$800.00	\$220.10	(I)
(B) DS3 to DS1	450.00	386.84	
(C) Digital Data Carrier Multiplexer	1,500.00	327.32	
(D) Digital Data Subrate Multiplexer			
(1) One DSO Port to Twenty 2.4 kbps	800.00	184.00	
(2) One DSO Port to Ten 4.8 kbps	800.00	138.00	
(3) One DSO Port to Five 9.6 kbps	800.00	115.00	(I)

FACILITIES FOR INTRASTATE ACCESS

5. SPECIAL ACCESS (Cont'd)

5.7 Rates and Charges (Cont'd)

5.7.7 High Capacity Digital DS1 (1.544 Mbps) Facilities

	<u>Nonrecurring Charge</u>	<u>Monthly Rate</u>	
(A) <u>Standard Arrangements</u>	-		
(1) Special Access Line -	\$450.00	\$3,281.00	(I)
(*) Special Access Line - First System		\$402.50* 402.50*	
Each Additional System		184.00* 184.00*	
(2) Special Transport - Termination		446.75	(I)
(3) Special Transport - Per Airline Mile		165.10	(I)
(B) <u>Optional Arrangements Supplemental Features</u>			
(1) Automatic Protection Switching	700.00	115.00	
(2) Intrastate Rider on Customer's Optical Networking Facility DS1 Rider, per rider circuit	--	86.25	
(C) <u>DS1 Optional Payment Plan*</u>			
	<u>One Year Monthly Rate</u>	<u>Three Year Monthly Rate</u>	<u>Five Year Monthly Rate</u>
"First System" DS1 Special Access Line	\$324.30*	\$287.50*	\$241.50*

*DS1 1st System, Additional System and OPP Service is Grandfathered as of June 12, 1998.

FACILITIES FOR INTRASTATE ACCESS

5. **SPECIAL ACCESS** (Cont'd)

5.7 **Rates and Charges** (Cont'd)

	<u>Nonrecurring Charge</u> Per SAL		<u>Special Monthly Rate</u> Per SAL		<u>Transport</u> Per Mile		<u>Transport Termination</u> Per Term.
5.7.8 <u>High Capacity Digital FT1 Facilities *</u>							
<u>Special Access Line</u>							
(A) <u>Standard Arrangement</u>							
2 x 56 Kbps or 2 x 64 Kbps	\$450.00		\$118.45	(I)	\$5.50		\$12.00
4 x 56 Kbps or 4 x 64 Kbps	450.00		127.65	(I)	6.50		18.00
6 x 56 Kbps or 6 x 64 Kbps	450.00		136.85	(I)	7.50		24.00
	<u>One Year Monthly Rate</u>		<u>Three Year Monthly Rate</u>		<u>Five Year Monthly Rate</u>	<u>Special Transport</u>	<u>Transport Termination</u>
(B) <u>FT1 Optional Payment Plan</u>							
2 x 56 Kbps or 2 x 64 Kbps	\$115.00	(I)	\$103.50	(I)	\$92.00	(I)	\$5.50 \$12.00
4 x 56 Kbps or 4 x 64 Kbps	126.50	(I)	113.85	(I)	101.20	(I)	6.50 18.00
6 x 56 Kbps or 6 x 64 Kbps	136.85	(I)	123.05	(I)	109.25	(I)	7.50 24.00

*Services Ungrandfathered as of September 10, 1997.

FACILITIES FOR INTRASTATE ACCESS

5. **SPECIAL ACCESS** (Cont'd)

5.7 **Rates and Charges** (Cont'd)

5.7.9 **High Capacity Digital DS3 (44.736 Mbps) Facilities -
 Three System**

(A) **First Special Access Line**

(1) **Protected DS3 - With Telephone Company Electronics**

<u>Nonrecurring Charge</u>	<u>One Year Monthly Rate</u>	<u>Three Year Monthly Rate</u>	<u>Five Year Monthly Rate</u>	<u>Seven Year Monthly Rate</u>
\$2,500.00	\$1,702.00 (I)	\$1,426.00 (I)	\$1,274.20 (I)	\$1,196.00

(2) **Protected DS3 - Without Telephone Company Electronics**

<u>Nonrecurring Charge</u>	<u>One Year Monthly Rate</u>	<u>Three Year Monthly Rate</u>	<u>Five Year Monthly Rate</u>	<u>Seven Year Monthly Rate</u>
\$1,875.00	\$1,302.95 (I)	\$1,097.10 (I)	\$966.00 (I)	\$909.36

(B) **Each Additional Special Access Line - Maximum of 2**

(1) **Protected DS3 - With Telephone Company Electronics**

<u>Nonrecurring Charge</u>	<u>One Year Monthly Rate</u>	<u>Three Year Monthly Rate</u>	<u>Five Year Monthly Rate</u>	<u>Seven Year Monthly Rate</u>
\$1,000.00	\$1,276.50 (I)	\$1,069.50 (I)	\$ 955.65 (I)	\$ 897.00

(2) **Protected DS3 - Without Telephone Company Electronics**

<u>Nonrecurring Charge</u>	<u>One Year Monthly Rate</u>	<u>Three Year Monthly Rate</u>	<u>Five Year Monthly Rate</u>	<u>Seven Year Monthly Rate</u>
\$ 750.00	\$ 977.21 (I)	\$ 822.83 (I)	\$ 724.50 (I)	\$ 681.95

FACILITIES FOR INTRASTATE ACCESS

5. **SPECIAL ACCESS** (Cont'd)

5.7 Rates and Charges (Cont'd)

5.7.10 High Capacity Digital DS3 (44.736 Mbps) Facilities - Unlimited System

(A) First Special Access Line

(1) Protected DS3 - With Telephone Company Electronics

<u>Nonrecurring Charge</u>	<u>One Year Monthly Rate</u>	<u>Three Year Monthly Rate</u>	<u>Five Year Monthly Rate</u>	<u>Seven Year Monthly Rate</u>
\$4,500.00	\$4,878.30 (I)	\$4,146.61 (I)	\$3,740.09 (I)	\$3,333.56 (I)

(2) Protected DS3 - Without Telephone Company Electronics

<u>Nonrecurring Charge</u>	<u>One Year Monthly Rate</u>	<u>Three Year Monthly Rate</u>	<u>Five Year Monthly Rate</u>	<u>Seven Year Monthly Rate</u>
\$3,375.00	\$3,320.34 (I)	\$2,822.39 (I)	\$2,545.81 (I)	\$2,268.95 (I)

(B) Each Additional Special Access Line

(1) Protected DS3 - With Telephone Company Electronics

<u>Nonrecurring Charge</u>	<u>One Year Monthly Rate</u>	<u>Three Year Monthly Rate</u>	<u>Five Year Monthly Rate</u>	<u>Seven Year Monthly Rate</u>
\$1,000.00	\$ 517.50 (I)	\$ 455.69 (I)	\$ 419.75 (I)	\$ 392.15 (I)

(2) Protected DS3 - Without Telephone Company Electronics

<u>Nonrecurring Charge</u>	<u>One Year Monthly Rate</u>	<u>Three Year Monthly Rate</u>	<u>Five Year Monthly Rate</u>	<u>Seven Year Monthly Rate</u>
\$ 750.00	\$ 502.55 (I)	\$ 449.36 (I)	\$ 382.66 (I)	\$ 361.68 (I)

FACILITIES FOR INTRASTATE ACCESS

5. **SPECIAL ACCESS** (Cont'd)

5.7 Rates and Charges (Cont'd)

5.7.11 High Capacity Digital DS3 (44.736 Mbps) Facilities - Individual System

(A) Protected DS3 Individual – With Telephone Company Electronics

Each Special Access Line

<u>Nonrecurring Charge</u>	<u>One Year Monthly Rate</u>	<u>Three Year Monthly Rate</u>	<u>Five Year Monthly Rate</u>	<u>Seven Year Monthly Rate</u>
\$ 1000.00	\$ 1,293.75	\$ 2,409.25 (I)	\$ 2,092.23 (I)	\$ 914.25

(B) Protected DS3 Individual – Without Telephone Company Electronics

Each Special Access Line

<u>Nonrecurring Charge</u>	<u>One Year Monthly Rate</u>	<u>Three Year Monthly Rate</u>	<u>Five Year Monthly Rate</u>	<u>Seven Year Monthly Rate</u>
\$ 750.00	\$ 1,017.75	\$ 833.75	\$ 747.50	\$ 618.70

FACILITIES FOR INTRASTATE ACCESS

5. **SPECIAL ACCESS** (Cont'd)

5.7 Rates and Charges (Cont'd)

5.7.12 High Capacity Digital DS3 (44.736 Mbps) Facilities -
Group System*

(A) Protected DS3 X 12* - With Telephone Company Electronics

(1) Each Special Access Line - Per Group of 12*

<u>Nonrecurring Charge</u>	<u>One Year Monthly Rate</u>	<u>Three Year Monthly Rate</u>	<u>Five Year Monthly Rate</u>	<u>Seven Year Monthly Rate</u>
\$7,000.00	\$9,717.50 (I)	\$8,050.00 (I)	\$6,095.00 (I)	\$5,175.00 (I)

(B) Protected DS3 X 12* - Without Telephone Company Electronics

(2) Each Special Access Line - Per Group of 12*

<u>Nonrecurring Charge</u>	<u>One Year Monthly Rate</u>	<u>Three Year Monthly Rate</u>	<u>Five Year Monthly Rate</u>	<u>Seven Year Monthly Rate</u>
\$5,250.00	\$7,288.13 (I)	\$6,037.50 (I)	\$4,571.25 (I)	\$3,881.25 (I)

(C) Protected DS3 X 24* - With Telephone Company Electronics

(3) Each Special Access Line - Per Group of 24*

<u>Nonrecurring Charge</u>	<u>One Year Monthly Rate</u>	<u>Three Year Monthly Rate</u>	<u>Five Year Monthly Rate</u>	<u>Seven Year Monthly Rate</u>
\$12,000.00	\$16,675.00 (I)	\$13,800.00 (I)	\$10,350.00 (I)	\$8,970.00 (I)

(D) Protected DS3 X 24* - Without Telephone Company Electronics

(4) Each Special Access Line - Per Group of 24*

<u>Nonrecurring Charge</u>	<u>One Year Monthly Rate</u>	<u>Three Year Monthly Rate</u>	<u>Five Year Monthly Rate</u>	<u>Seven Year Monthly Rate</u>
\$9,000.00	\$12,506.25 (I)	\$10,350.00 (I)	\$7,762.50 (I)	\$6,727.50 (I)

* Limited to those services so equipped and in service as of March 16, 1999.

FACILITIES FOR INTRASTATE ACCESS

5. **SPECIAL ACCESS** (Cont'd)

5.7 **Rates and Charges** (Cont'd)

5.7.13 High Capacity Digital DS3 (44.736 Mbps) Facilities -
 Special Transport

		<u>Monthly Rate</u>	
(A)	Special Transport Termination		
(1)	3 System, Unlimited System, Individual Transport Per DS3, Per Termination (TRG)	\$ 345.00	
(2)	DS3 X 12 Group System Transport Per Group of 12, Per Termination	2,875.00	
(3)	DS3 X 24 Group System Transport Per Group of 24, Per Termination	5,175.00	
(B)	Special Transport Facilities		
(1)	3 System, Unlimited System, Individual Transport Per DS3, Per Airline Mile	88.76	(I)
(2)	DS3 X 12 Group System Transport Per Group of 12, Per Airline Mile	247.25	
(3)	DS3 X 24 Group System Transport Per Group of 24, Per Airline Mile	375.00	

5.7.14 High Capacity Digital DS3 (44.736 Mbps) Facilities -
 Multiplexer Cross Connect Arrangement

	<u>Nonrecurring Charge</u>
Per Arrangement	\$65.00

FACILITIES FOR INTRASTATE ACCESS

5. **SPECIAL ACCESS** (Cont'd)

5.7 Rates and Charges (Cont'd)

5.7.15 Four-Wire Voiceband and Digital Data Service (DDS)
Rate Stability Plan (RSP)

(A) <u>Rates</u>	<u>Monthly Recurring Charge</u>	
	<u>3-Year Plan</u>	<u>5-Year Plan</u>
(1) <u>RSP Special Access Line</u>		
Four-Wire Voiceband	\$ 39.16	\$ 37.29
DDS (2.4, 4.8, 9.6, 19.2 Kbps)	73.42	69.92
DDS (56, 64 Kbps)	96.36	91.77
(2) <u>RSP Special Transport, Per Airline Mile</u>		
VoiceBand	4.15	3.93
DDS (All Speeds)	3.99	3.78
	<u>Nonrecurring Charge</u>	<u>Monthly Rate</u>

5.7.16 High Capacity DS3 (44.736 Mbps) Facilities – Optional Arrangement - Rider

(A) Intrastate Rider on Customer's Optical Networking Facility DS3 Rider, per rider circuit	---	287.50
---	-----	--------

5.7.17 DS1 Term Volume Plan (TVP)

(A) <u>Special Access Line, per DS1 SAL</u>	\$450.00	
(1) One Year <u>Term</u> , Threshold Levels:		
2-60		\$2,292.05 (l)
61-120		230.41
121-240		219.62
241-500		208.82
501-1000		206.41
1001-3000		204.01
3001-6000		201.62
6001-11000		200.41
11001 and over		198.02
(2) Two Year <u>Term</u> , Threshold Levels:		
2-60		\$2,858.08 (l)
61-120		219.62
121-240		208.82
241-500		198.02
501-1000		195.62
1001-3000		193.21
3001-6000		190.81
6001-11000		188.42
11001 and over		187.21

FACILITIES FOR INTRASTATE ACCESS

5. **SPECIAL ACCESS** (Cont'd)

5.7 Rates and Charges (Cont'd)

5.7.17 DS1 Term Volume Plan (TVP) (Cont'd)

	<u>Nonrecurring Charge</u>	<u>Monthly Rate</u>	
(A) <u>Special Access Line, per DS1 SAL</u> (Cont'd)	\$450.00		
(3) Three Year Term, Threshold Levels:			
2-60	.	\$2,727.25	(I)
61-120		208.82	
121-240		198.02	
241-500		187.21	
501-1000		184.82	
1001-3000		182.41	
3001-6000		180.01	
6001-11000		177.62	
11001 and over		175.21	
(4) Five Year Term, Threshold Levels:			
2-60		\$2,456.28	(I)
61-120		187.21	
121-240		175.21	
241-500		162.01	
501-1000		160.82	
1001-3000		158.41	
3001-6000		156.01	
6001-11000		153.61	
11001 and over		151.21	

FACILITIES FOR INTRASTATE ACCESS

5. **SPECIAL ACCESS** (Cont'd)

5.8 Miscellaneous Special Access Services

5.8.1 Clear Channel Capability

(A) Description of Service

An arrangement that allows the customer to transport 1.536 Mbps of information through a DS1 with no constraint on the quantity or sequence of one (mark) and zero (space) bits utilizing the Bipolar with Eight Zero Substitution (B8ZS) method of providing bit sequence independence. This arrangement is capable of transporting DS1 signals which utilize Superframe or Extended Superframe Format (ESF) as defined by the American National Standards Institute (ANSI) T1.107-1988 standard. The installation interval for Clear Channel Capability may exceed standard intervals where equipment in the central office is not readily available. The charges apply on a per SAL basis. Clear Channel Capability for DS1 is provided under Section 11.8.3(G) to the Federal Government.

This arrangement requires the customer signal at the channel interface to conform to the B8ZS method of providing bit sequence independence, as described in ANSI T1.102-1987 and Section 6103 of the Technical Interface Reference Manual.

(B) The DS1 Special Access Line provided under this tariff will not be billed when used with ISDN PRI that uses alternate higher capacity digital facilities for the loop transport. This includes, i.e., providing service under the FCC Tariff No. 6,– Optical Networking when the optical node is at the same location, DS3s, or comparable local tariffs and special assemblies. A DS1 Special Access Line provided to the serving wire center at which the customer obtains ISDN PRI Service will be transmitted with B8ZS Clear Channel Capability per Technical Reference Publication GR-342, Issue 1.

(C) Rates, Per DS1 SAL:

<u>Nonrecurring Charge</u>	<u>Monthly Rate</u>	
\$90.00	\$342.35	(I)

FACILITIES FOR INTRASTATE ACCESS

5. **SPECIAL ACCESS** (Cont'd)

5.8 Miscellaneous Special Access Services

5.8.2 Direct-Routed Intraexchange Channels#

	<u>Monthly Rate</u>
(A) Terminals in Same Building	
(a) Per Two Point, Two Wire Channel	No Charge
(b) Per Two Point, Four Wire Channel	No Charge
(B) Terminals in Different Buildings, Same or Adjacent Blocks##	
(a) Per Two Point, Two Wire Channel	\$ 5.65
(b) Per Two Point, Four Wire Channel	11.30
(C) Terminals in Non-Adjacent Blocks	
(a) Per Two Point, Two Wire Channel	17.70
(b) Per Two Point, Four Wire Channel	35.40

Nonrecurring Charges as shown in Section 5.7.1 are applicable.

Channels in the same or adjacent blocks contemplate up to 500 feet of cable as measured from outside perimeter of the buildings involved. Where additional cable is required, charges based on cost of construction beyond the 500 foot limit will apply.

FACILITIES FOR INTRASTATE ACCESS

5. **SPECIAL ACCESS** (Cont'd)

5.9 Individual Case Basis Rates and Charges (Cont'd)

Customer: St. Louis School
Location: 113 E. Saginaw
St. Louis, MI 48880
Service: Video Analog
Rates: \$2,500 - NRC
803 - 1 - 36 Mo. - MRC
1,303 - 37 - 72 Mo. - MRC
539- 73 - 120 Mo. - MRC
Terms: 120 months
Conditions: Term liability
Installed: 9-1996

Customer: Beal City Public School
Location: 3117 Elias Road
Weidman, MI 48893
Service: Video Analog
Rates : \$2,500 - NRC
803- 1 - 36 Mo. - MRC
1,303 - 37 - 72 Mo. - MRC
1,678 - 73 - 120 Mo. - MRC
Terms: 120 months
Conditions: Term liability
Installed: 9-1996

FACILITIES FOR INTRASTATE ACCESS

5. **SPECIAL ACCESS** (Cont'd)

5.9 Individual Case Basis Rates and Charges (Cont'd)

Customer: Gratiot Isabella Reid
Location: 1131 E. Center
Ithaca, MI
Service: Video Analog
Rates : \$2,500 - NRC
803(1 - 36 Mo. - MRC
1,303 - 37 - 72 Mo. - MRC
317 - 73 - 120 Mo. - MRC
Terms: 120 months
Conditions: Term liability
Installed: 9-1996

FACILITIES FOR INTRASTATE ACCESS

5.10 <u>Special Access Cross Connect Rates and Charges</u>	
	<u>Monthly Rate</u>
5.10.1 Per DS1 Connection.	\$4.99
5.10.2 Per DS3 Connection.	39.03
5.10.3 Per DSO Connection.	2.14

FACILITIES FOR INTRASTATE ACCESS

SECTION 9 TABLE OF CONTENTS

6. MISCELLANEOUS SERVICES	Page
6.1 <u>General</u>	2
6.2 <u>Additional Labor</u>	2
6.3 <u>Maintenance of Service Charge</u>	5
6.4 <u>Telecommunications Service Priority (TSP) System</u>	5
(A) Description of the Service.....	5
(B) Obtaining TSP System Service.....	6
(C) Provisioning Priority.....	6
(D) Restoration Priority.....	6
(E) Obligations of the Customer.....	7
(F) Obligations of the Telephone Company.....	8
(G) Rates and Charges.....	8
6.5 <u>Balloting and Allocation Process For Equal Access</u>	10
6.6 <u>Additional Testing</u>	15
6.7 <u>End User/Agent Lists</u>	20
6.8 <u>Rates and Charges</u>	23
6.9 <u>Billing Name and Address Services</u>	23
(A) Per Call/Periodic BNA and Data Gathering Service.....	23
(B) End User Validation and PIC Protection Lists.....	26
(C) Rates and Charges.....	27
(1) Per Call/Periodic BNA.....	27
(2) Data Gathering Service.....	27
(3) End User Validation and PIC Protection Lists.....	27
6.10 <u>Denial/Restoral Service</u>	27
6.11 <u>International Blocking Service</u>	28
6.12 <u>Service Access Code 900 Blocking</u>	28
6.13 <u>Selective Class of Call Screening (SCOCS)</u>	28
6.14 <u>Answer Supervision - BSE</u>	28
6.15 <u>Payphone-Specific Coding Digits</u>	29
6.16 <u>DS1 Span Power</u>	29

FACILITIES FOR INTRASTATE ACCESS

6. MISCELLANEOUS SERVICES

6.1 General

Miscellaneous Services available to the Customer include the following:

- (A) Additional Labor (i.e., Overtime Installation, Overtime Repair, Additional Installation Testing, Standby, Testing and Maintenance with Other Telephone Companies)
- (B) Maintenance of Service
- (C) Telecommunications Service Priority (TSP)
- (D) Balloting and Allocation Process For Equal Access
- (E) Additional Testing
- (F) End User List
- (G) Billing Name and Address Service
- (H) Denial/Restoral Service
- (I) International Blocking Service
- (J) Service Access Code 900 Blocking
- (K) Selective Class of Call Screening
- (L) Answer Supervision
- (M) (Reserved for Future Use)
- (N) Payphone-Specific Coding Digits
- (O) DS1 Span Power

These services are described in detail as set forth in 6.2 through 6.16 following.

6.2 Additional Labor

Additional Labor is that labor requested by the Customer on a given FIA and agreed to by the Telephone Company as set forth in (A) through (E) following. The Telephone Company will notify the Customer that Additional Labor charges as set forth in (G) following will apply before any Additional Labor is undertaken. Additional Labor charges will also apply if the requirement for the Additional Labor is the fault of the Customer or parties on whose behalf the Customer acts.

(A) Overtime Installation

Overtime installation is that Telephone Company installation effort outside the business day. Overtime rates will apply any time outside the business day and all day Saturday. Premium time rates will apply all day Sunday and on all Telephone Company approved holidays. For applicable holidays, contact the Telephone Company.

(B) Overtime Repair

Overtime repair is Telephone Company repair which could have been performed during the normal business day, but that is delayed at the specific request of the Customer to a later time period which is outside the normal business day or to a weekend day or holiday. The request will result in the application of overtime rates anytime outside the business day and all day Saturday. Premium time rates will apply on Sunday and Telephone Company approved holidays. These rates, as set forth in Section 6.2 following, will only apply when there is a delay of repair at the request of the Customer to the time periods stated above.

FACILITIES FOR INTRASTATE ACCESS

6. **MISCELLANEOUS SERVICES** (Cont'd)

6.2 **Additional Labor** (Cont'd)

(C) **Additional Installation Testing**

Additional installation testing is that testing performed by the Telephone Company at time of installation which is in addition to normal pre-service acceptance testing.

(D) **Standby**

Standby includes all time in excess of one-half (1/2) hour during which Telephone Company personnel are available to make coordinated tests on a given FIA. The standby charge applies only when Telephone Company personnel must wait more than 30 minutes beyond a prearranged, mutually agreed appointment time. Standby charges will cease when testing begins, or when Telephone Company personnel are released from the standby requirement, or when testing is rescheduled for a later date or time. Charges will not be applicable if Telephone Company personnel cause the delay.

(E) **Testing and Maintenance with Other Telephone Companies**

Additional testing, maintenance, or repair of facilities which connect to facilities of other telephone companies, which is in addition to normal effort required to test, maintain, or repair facilities provided solely by the Telephone Company.

(F) **Other Labor**

Other labor is that additional labor not included in (A) through (E) preceding, and labor incurred to accommodate a specific customer request that involves only labor which is not covered by any other section of this Tariff.

(G) **Charges for Additional Labor**

Overtime Installation (See 6.2 (A)), Overtime Repair (See 6.2 (B)), and Additional Installation Testing (See 6.2 (C)):

<u>Labor Periods</u>	<u>First Half Hour or Fraction Thereof</u>	<u>Each Additional Half Hour or Fraction Thereof</u>
(1) Basic Time, Business Day, Per Technician	\$ 27.45	\$ 18.30
(2) Overtime, Outside the Business Day, Per Technician*	100.00	75.00
(3) Premium Time, Outside the Business Day, Per Technician*	150.00	125.00

Issued: August 17, 2010

Effective: August 18, 2010

By Kenneth Mason Vice President

Rochester, New York

FACILITIES FOR INTRASTATE ACCESS

6. **MISCELLANEOUS SERVICES** (Cont'd)

6.2 Additional Labor (Cont'd)

(G) Charges for Additional Labor (Cont'd)

Other Labor (See 6.2 (F) service description), Maintenance of Service (See 6.3 service description), Testing and Maintenance with Other Telephone Companies (See 6.2 (E) service description), Additional Cooperative Acceptance Testing – Special, Additional Cooperative Testing - Switched, Nonscheduled Testing – Special, and Nonscheduled Testing - Switched :

<u>Labor Periods</u>	<u>First Half Hour or Fraction Thereof</u>	<u>Each Additional Half Hour or Fraction Thereof</u>
(1) Basic Time, Business Day, Per Technician	\$ 150.00	\$ 150.00
(2) Overtime, Outside the Business Day, Per Technician*	200.00	200.00
(3) Premium Time, Outside the Business Day, Per Technician*	250.00	250.00

(H) Standby (See 6.2 (D) service description):

<u>Labor Periods</u>	<u>First Half Hour or Fraction Thereof</u>	<u>Each Additional Half Hour or Fraction Thereof</u>
(1) Basic Time, Business Day, Per Technician	\$ 00.00	\$ 60.00
(2) Overtime, Outside the Business Day, Per Technician	00.00	70.00
(3) Premium Time, Outside the Business Day, Per Technician	00.00	80.00

* A callout of a Telephone Company employee at a time not consecutive with the business day is subject to a minimum charge of four hours.

FACILITIES FOR INTRASTATE ACCESS

6. MISCELLANEOUS SERVICES (Cont'd)

6.3 Maintenance of Service Charge

- (A) When a Customer reports trouble to the Telephone Company for clearance, the Customer shall be responsible for payment of a Maintenance of Service Charge when Telephone Company personnel are dispatched to the Customer's location and no trouble is found in the Telephone Company's facilities. Failure of Telephone Company personnel to find trouble in Telephone Company facilities will result in no charge if the trouble is actually in those facilities, but not discovered at the time.

In this case, or in (B) following, no credit allowance will be applicable for the interruption involved, unless the trouble is found in the Telephone Company's facilities.

- (B) The Customer shall be responsible for payment of a Maintenance of Service Charge when the Telephone Company dispatches personnel to the Customer's location and the trouble is in equipment or communications systems provided by other than the Telephone Company or in detariffed CPE provided by the Telephone Company.
- (C) The Maintenance of Service Charge time period will begin when Telephone Company personnel are dispatched. This will only include the actual time required to reach the Customer's location and perform an investigation. The time period will end when the investigation is finished. The labor charge as set forth in 6.2(G) preceding will apply to Maintenance of Service at the appropriate Basic, Overtime or Premium rate. These charges apply whether the trouble is in the equipment of communications systems provided by other than the Telephone Company, or in detariffed CPE provided by the Telephone Company

6.4 Telecommunications Service Priority (TSP) System

(A) Description of the Service

The TSP System is a service that provides for the priority provisioning and/or restoration of National Security Emergency Preparedness (NSEP) telecommunications services. The TSP System applies only to NSEP services, includes both Switched and Special FIA and provides the Telephone Company with a guide to the sequence in which services are to be provisioned and/or restored.

The Telephone Company currently has Special Access circuits classified as RP (Restoration Priority). These facilities were offered under Part 64.401, Subpart D, Appendix A of the FCC Rules and Regulations prior to the revisions released November 17, 1988 under GEN. Docket No. 87-505 (FCC 88-341). These facilities will maintain their RP designation and priority treatment until either converted by the Customer to the TSP System, or until March 10, 1993, whichever occurs first.

All FIA that can be identified by a unique circuit identifier can be provisioned for NSEP service by the Telephone Company.

The rates and charges associated with a Customer subscribing to the TSP System are as specified in Section 6.4(G).

FACILITIES FOR INTRASTATE ACCESS

6. MISCELLANEOUS SERVICES (Cont'd)

6.4 Telecommunications Service Priority (TSP) System (Cont'd)

(B) Obtaining TSP System Service

The Executive Office of the President through the TSP Program Office, is empowered with the authority to receive, evaluate and process requests for NSEP services. The TSP Program Office makes the priority level assignments and issues the TSP authorization code reflecting the priority assignment associated with a request. The Customer provides the TSP authorization code, in addition to all the other details necessary to complete the order (ASR) to the Telephone Company to obtain TSP System service.

The TSP authorization code, assigned on a per ASR basis, consists of a 12-character field consisting of a nine-character control ID followed by a dash and a two-character field specifying the priority level assignment. Its structure is as follows:

TSPxxxxn-yy

The "x"s represent a sequence of numbers unique to each TSP authorization code and the "n" is a one character alphanumeric check digit. The first "y" contains the provisioning priority level assignment and the second "y" contains the restoration priority level assignment.

(C) Provisioning Priority

If the Customer requires service within a shorter time interval than the Telephone Company can provide and the requested service qualifies for NSEP, the Customer may elect to invoke NSEP Treatment and obtain the appropriate provisioning priority assignment from the TSP Program Office. Acceptable assignment code values are: E, 1, 2, 3, 4, 5 or 0.

The assignment of the value "E" denotes Emergency Provisioning and implies the service has the most critical provisioning requirements and the Telephone Company will respond accordingly. The Telephone Company will take immediate action to provide the requested service at the earliest possible date. Rates and charges associated with "E" provisioning are as specified in Section 6.4(G)(2)(a).

The assignment values of 1, 2, 3, 4 and 5 are treated as essential service priorities and the Company will adjust its available resources to meet the Customer's requested due date. Rates and charges associated with invoking this priority treatment are specified in Section 6.4(G)(2)(b). The value "0" implies no provisioning priority.

(D) Restoration Priority

A TSP authorization code for restoration priority classifies the service as being among the nation's most important NSEP telecommunications services. The Company will restore these services before services without restoration priority assignments in the order of priority assignments. Acceptable values are: 1, 2, 3, 4, 5 or 0 with the value "1" being the highest priority.

When the Company recognizes a TSP as being out of service, unusable or receives a trouble report, available resources will be dispatched to restore the service as quickly as practicable. A priority value of 1, 2 or 3 requires dispatch outside normal business hours if necessary to restore the service. A priority value of 4 or 5 only requires dispatch outside of normal business hours if the next business day is more than 24 hours away. If the value "0" has been assigned, then no restoration priority is applicable to this service.

The minimum period of service is one month.

FACILITIES FOR INTRASTATE ACCESS

6. MISCELLANEOUS SERVICES (Cont'd)

6.4 Telecommunications Service Priority (TSP) System (Cont'd)

(E) Obligations of the Customer

- (1) In all instances, the Customer is responsible for obtaining the appropriate TSP authorization code and providing that code to the Telephone Company.
- (2) The TSP System service Customer must also be the Customer for the FIA with which TSP service is associated. Only the Customer or its authorized agent as indicated in a letter of agency on file with the Telephone Company is allowed to order TSP System service.
- (3) All points of a multipoint service configuration must have the same restoration priority assignment and must satisfy the requirements of that assignment.
- (4) In obtaining TSP System service, the Customer consents to the release of certain information by the Telephone Company to the federal government in order to maintain and administer the TSP System. Such information includes: the Customer's name, telephone number and mailing address, the TSP authorization code and the circuit or service ID number associated with the NSEP service.
- (5) The Telephone Company will attempt to notify the Customer of expected charges. The Customer when invoking NSEP treatment, recognizes that quoting charges and obtaining permission beforehand may not be practicable and may cause unnecessary delays and, as a result, grants the Telephone Company the right to quote and bill charges after provisioning of the service.
- (6) During certain emergencies, the Customer may request TSP assignments verbally and the Telephone Company will accept such verbal notification. The Customer must submit a written order (ASR) to the Telephone Company within two working days following the verbal request. If the written order (ASR) is not received within two working days, all applicable rates and charges accumulated to date to provision TSP System service, become immediately due and payable and the requested TSP priority is revoked.
- (7) The Customer must request and justify revalidation of all priority level assignments at least every three years.
- (8) Additionally, the NCS Manual 3-1-1, "Telecommunications Service Priority (TSP) System for National Security Emergency Preparedness (NSEP) Service User Manual", dated July 9, 1990, prescribes specific conditions which warrant NSEP treatment and related procedures.

FACILITIES FOR INTRASTATE ACCESS

6. MISCELLANEOUS SERVICES (Cont'd)

6.4 Telecommunications Service Priority (TSP) System (Cont'd)

(F) Obligations of the Telephone Company

- (1) The Telephone Company will allocate resources to ensure best efforts to provide NSEP services by the time required.
- (2) The Telephone Company will work TSP System services in the order of their priority level assignments. The priority sequence is as follows:
 - Restore NSEP services assigned restoration priority 1
 - Provision Emergency (E) NSEP services
 - Restore NSEP services assigned restoration priority 2, 3, 4 or 5
 - Provision NSEP services assigned provisioning priority 1, 2, 3, 4 or 5
- (3) The Telephone Company will work cooperatively with other providers of NSEP service when only a portion is provided by the Telephone Company to ensure "end-to-end" service.
- (4) Additionally, TSP System service will be provided in accordance with the guidelines set forth in NCS Handbook 3-1-2, "Telecommunications Service Priority (TSP) System for National Security Emergency Preparedness (NSEP) Service Vendor Handbook" dated July 9, 1990.

(G) Rates and Charges

The following rates and charges are in addition to all other rates and charges that may apply for other services offered under this tariff which operate in conjunction with the TSP System.

(1) Establishment of TSP System Service

The establishment of TSP System service charge is a nonrecurring charge (NRC) specified in Section 6.4(G)(4) which applies when a FIA is ordered with provisioning and/or restoration priority. If both are ordered at the same time, only one NRC is applicable. The NRC is also applicable for orders changing priority levels.

FACILITIES FOR INTRASTATE ACCESS

6. **MISCELLANEOUS SERVICES** (Cont'd)

6.4 Telecommunications Service Priority (TSP) System (Cont'd)

(G) Rates and Charges (Cont'd)

(2) Provisioning Priority

There are two basic levels of priority provisioning, Emergency (provisioning priority "E") and Essential (provisioning priority 1, 2, 3, 4 or 5).

(a) Emergency Provisioning

The Telephone Company will take immediate action to provide the requested service at the earliest possible date. The rates and charges will apply as set forth in Section 10, Special Construction.

(b) Essential Provisioning

The Telephone Company will adjust its available resources to meet the Customer's requested due date. The rates and charges will apply as set forth in Section 3.2.2(E).

(3) Restoration Priority

Restoration Priority is a monthly rate per circuit for the ongoing administration and maintenance of the TSP System. This monthly rate only applies when a restoration priority code (1, 2, 3, 4 or 5) is specified in position 12 of the authorization code. The rates are specified in Section 6.4(G)(5).

(4) Establishment of TSP System Service Charge

Nonrecurring Charge per Circuit	\$ 14.50
---------------------------------	----------

(5) Restoration Priority Rates

Monthly Rate per Circuit	\$ 4.90
--------------------------	---------

FACILITIES FOR INTRASTATE ACCESS

6. **MISCELLANEOUS SERVICES** (Cont'd)

6.5 Balloting and Allocation Process For Equal Access

(A) IPIC Charge Application

In end offices converted to Equal Access new end users, end user agents and resellers of Pay Telephones and multi-party end users who upgrade to individual lines must presubscribe to the IPIC of their choice at the time an order is placed for service. The IPIC may be an IC or LEC (the Telephone Company or another LEC). Upon the end user, end user agent or reseller's selection of the IPIC, at the time of placing an order, a confirmation notice will be sent identifying the IC selected as the PIC and/or the IC or LEC selected as the IPIC. From the date of the confirmation notice, he will have 90 days to change his presubscription selection without a charge, on a one-time basis. If an IPIC is not chosen at the time the order for service is submitted, the end user, end user agent or reseller will be sent a confirmation notice which contains a list of ICs and LECs providing intraLATA service, and will be informed that he has 90 days to contact the IC and/or LEC of his choice or the Telephone Company to apply for the IPIC arrangement. If notice is received by the Telephone Company within 90 days of the in-service date for local service or upgrade, no charge will be billed to the end user, end user agent or reseller. If notice is received after 90 days, the end user, end user agent or reseller will be billed a nonrecurring charge for each IPIC as in 6.5(E). Until the end user, end user agent or reseller receives service from the selected carrier, he may access the carrier of his choice by dialing the appropriate 101XXXX carrier identification code.

Issued: August 17, 2010

Effective: August 18, 2010

By Kenneth Mason Vice President

Rochester, New York

FACILITIES FOR INTRASTATE ACCESS

6. **MISCELLANEOUS SERVICES** (Cont'd)

6.5 Balloting and Allocation Process For Equal Access (Cont'd)

(A) IPIC Charge Application (Cont'd)

The Telephone Company will make post conversion changes in the end user, end user agent or reseller's IPIC assignment pursuant to an IC or LEC provided list of Customers, accepted by the Telephone Company. Should an end user, end user agent or reseller dispute authorization of the change within two years of the IPIC assignment, the Telephone Company will place the end user on the previous carrier network where possible and the carrier will be billed according to 6.5 (B).

FACILITIES FOR INTRASTATE ACCESS

6. **MISCELLANEOUS SERVICES** (Cont'd)

6.5 Balloting and Allocation Process For Equal Access (Cont'd)

(B) Unauthorized Primary IntraLATA Carrier (IPIC) Restoral Change

An Unauthorized IPIC Change is a change in the preferred IPIC IC that the end user or Pay Telephone Service Provider denies authorizing.

If an end user of Pay Telephone Service Provider denies requesting a change of IPIC IC as submitted by the alleged unauthorized IC, the alleged unauthorized IC will be assessed the IPIC Charge as specified in 6.5(E) for:

- Changing the end user or Pay Telephone Service Provider to the disputed IC, and
- Placing the end user or Pay Telephone Service Provider on their previous IC network or the IC network of their choice.

In accordance with the Federal Communications Commission's Slamming Liability Rules in CC Docket 94-129, if an alleged unauthorized carrier is ultimately exonerated of liability, the alleged unauthorized IC is entitled to receive full payment from the end user or Pay Telephone Service Provider for all services provided. In such situations, any IPIC Charge assessed against the alleged unauthorized IC by the Telephone Company is subject to rebilling to the end user or Pay Telephone Service Provider by the alleged unauthorized IC.

FACILITIES FOR INTRASTATE ACCESS

6. **MISCELLANEOUS SERVICES** (Cont'd)

6.5 Balloting and Allocation Process For Equal Access (Cont'd)

(C) Liability of the Telephone Company

If through the fault of the Telephone Company, the end user, end user agent or reseller is not subscribed to its chosen IPIC, the nonrecurring charges in 6.5(E) do not apply to reassign the end user, end user agent or reseller to his chosen IPIC.

(D) Carrier Desired Due Date (ICDDD) for IPIC Installation

An IC or LEC may request a desired due date for IPIC installation for a specific, single end user, end user agent or reseller acting on behalf of an end user post equal access conversion. This ICDDD is a mutually agreed upon negotiated due date, determined to be between 3 and 45 business days from the date of receipt of the order. The carrier must coordinate the ICDDD with the Telephone Company prior to sending in the first order.

The ICDDD does not apply to routine lists provided by the carrier. The Nonrecurring Charge for IPIC as set forth in 6.5(E) applies to each line converted to the carrier requesting ICDDD. This charge will be billed to the carrier's end user Customer.

(E) Nonrecurring Charge for Primary IntraLATA Carrier (IPIC)

The nonrecurring charge for IPIC is as follows:

	<u>Nonrecurring Charge</u>
Per Telephone Company	
Local Service Line or Trunk	\$ 3.91

FACILITIES FOR INTRASTATE ACCESS

6. **MISCELLANEOUS SERVICES** (Cont'd)

6.5 Balloting and Allocation Process For Equal Access (Cont'd)

(F) IC CIC Consolidation

IC requests to consolidate multiple CICs (Carrier Identification Codes) will be subject to an IC CIC Consolidation Charge. This charge is only assessed when all lines or trunks associated with the former CIC(s) are changed on a one-time realignment basis within the Telephone Company's databases at a nationwide level to a single existing CIC. Requests for an IC CIC Consolidation must be provided to the Telephone Company in writing, but no ASR charge is applicable for this request. The rate for this service is provided in 6.5(0).

The IC CIC Consolidation charge does not apply to normal PIC change activity, whereby carrier selection is changed and no consolidation of CICs occurs.

The Telephone Company will negotiate a due date for an IC CIC Consolidation with the IC. It is the sole responsibility of the IC to notify affected end users of the change.

If an IC elects to change a CIC due to surrendering a CIC to the North American Numbering Plan (NANP) Administrator for reassignment, the IC CIC Consolidation Charge will be waived. The waiver is applied only when the IC surrenders the CIC on a nationwide basis. Additionally, the CIC must be relinquished within ninety (90) days from the completed conversion date. Confirmation of relinquished code(s) must be in writing and come from the NANP Administrator.

(G) Nonrecurring Charge for IC CIC Consolidation

	<u>Nonrecurring Charge</u>
IC CIC Consolidation Charge, per line or trunk	\$1.30

Note: This charge is billed to an IC who requests customer CIC changes in order to consolidate multiple CICs provided that all lines or trunks associated with the former CIC(s) are changed at the same time to a single existing CIC.

FACILITIES FOR INTRASTATE ACCESS

6. MISCELLANEOUS SERVICES (Cont'd)

6.6 Additional Testing

The Telephone Company will perform acceptance testing as specified in 4.2.7 and 5.1.5 preceding to insure that FIA ordered by the Customer are functioning properly, prior to turning over such FIA to the Customer. In addition, the Telephone Company will perform ongoing tests as specified in 4.2.1 and 4.2.2 preceding to assure the continued satisfactory performance of Switched Access Services ordered by the Customer.

Testing offered under this section of the tariff is in addition to those tests described above and will be provided, when requested by the Customer, at an additional charge.

Testing is provided by Telephone Company personnel at Telephone Company locations. However, provisions are made in 6.6(A)(5) and 6.6(B)(2) following, to allow a Customer to request Telephone Company personnel to perform testing at the CDL or the end user premises.

Additional testing is provided on a scheduled or nonscheduled basis. Scheduled testing shall be performed on a predetermined time basis to allow for cost efficient utilization of Telephone Company and Customer resources. Scheduled testing should be based on a one year period. Nonscheduled tests are performed by the Telephone Company on a request-by-request basis, not in conjunction with any fixed schedule.

The offering of testing under this section of the tariff is made subject to the availability of the necessary qualified personnel and test equipment at the various test locations mentioned in (A), (B), and (C) following.

(A) Switched Access Testing

Testing for Switched Access is comprised of (a) tests which are performed during the installation of Switched Access (i.e., acceptance tests) and (b) tests which are performed after acceptance of such Switched Access by a Customer (i.e., in-service tests).

These tests are performed on a scheduled or nonscheduled basis, and may be conducted on an automatic, cooperative, or manual basis, as defined in (1), (2), (3), (4), and (5) following.

(1) Additional Cooperative Acceptance Testing

Additional Cooperative Acceptance Testing (ACAT) of Switched Access involves the Telephone Company provision of a technician at its office(s) and the Customer provision of a technician at its CDL, with suitable test equipment to perform the required tests.

Additional Cooperative Acceptance Testing may apply when the Customer requests additional tests not specified in 4.2.7.

The labor charges as set forth in 6.2(G) will apply to Additional Cooperative Acceptance Testing at the appropriate Basic, Overtime, or Premium rate.

FACILITIES FOR INTRASTATE ACCESS

6. MISCELLANEOUS SERVICES (Cont'd)

6.6 Additional Testing (Cont'd)

(A) Switched Access Testing (Cont'd)

(2) Automatic Scheduled Testing

Automatic Scheduled Testing (AST) of FGB, FGC, FGD, BSA-B, BSA-C, BSA-D and SAC Access Service, is provided, as specified in 4.2.1 and 4.2.2, where the Customer provides remote office test lines and 105 test lines with associated responders or their functional equivalent. AST charges will apply when such testing is requested on a more frequent basis than is provided for in accordance with the Telephone Company's Central Office Maintenance Planning System (COMPS). The Customer may specify a more frequent schedule of tests at least sixty days prior to the start of the prescribed schedule. Trunks from a Telephone Company digital switch, to a Customer digital switch, utilizing digital facilities, are excluded from mandatory routine testing. The rates, as set forth in 6.6(C)(1), will apply to additional AST.

The Telephone Company will provide a monthly AST report that lists the trunks within each Central Office access group that failed to meet established requirements. Trunk test failures requiring Customer participation for trouble resolution will be provided to the Customer on an as-occurs basis. A monthly report that lists the test results will be provided to the Customer.

(3) Additional Cooperative Scheduled Testing

Additional Cooperative Scheduled Testing (ACST) of FGA, FGB, FGC, FGD, BSA-A, BSA-B, BSA-C, BSA-D and SAC Access Service, occurs when the Telephone Company provides a technician at its office(s) and the Customer provides a technician at its CDL, with suitable test equipment to perform the required tests. ACST charges will apply when loss/ noise/balance testing or gain-slope testing is requested on a more frequent basis than is provided for in accordance with the Telephone Company's Central Office Maintenance Planning System (COMPS). ACST charges also apply when additional tests are requested for FGA, FGB, FGC, FGD, BSA-A, BSA-B, BSA-C, BSA-D and SAC Access Service that are not specified in 4.2.1 and 4.2.2 respectively. The Customer may specify a more frequent schedule of tests sixty days prior to the start of the prescribed schedule. The rates, as set forth in 6.6(C)(2), will apply for additional ACST.

The Telephone Company will provide, on a quarterly basis, an ACST report that lists the test results and the number of trunks that passed or failed. Trunk test failures requiring Customer participation for trouble resolution will be provided to the Customer on an as-occurs basis.

(D)

FACILITIES FOR INTRASTATE ACCESS

6. MISCELLANEOUS SERVICES (Cont'd)

6.6 Additional Testing (Cont'd)

(A) Switched Access Testing (Cont'd)

(4) Additional Manual Scheduled Testing

Additional Manual Scheduled Testing (AMST) of FGA, FGB, FGC, FGD, BSA-A, BSA-B, BSA-C, BSA-D or SAC Access Service occurs when the Telephone Company provides a technician at its office(s) and at the CDL. AMST charges will apply when loss/noise/balance testing or gain-slope testing is requested on a more frequent basis than is provided for in accordance with the Telephone Company's Central Office Maintenance Planning System (COMPS). AMST charges also apply when additional tests are requested for FGA, FGB, FGC, FGD, BSA-A, BSA-B, BSA-C, BSA-D or SAC Access Service that are not specified in 4.2.1 and 4.2.2 respectively. The Customer may specify a more frequent schedule of tests sixty days prior to the start of the prescribed schedule. The rates in 6.6(C)(3) will apply to additional AMST.

The Telephone Company will provide, on a quarterly basis, an AMST report that lists the test results and the number of trunks that passed or failed. Trunk test failures requiring Customer participation for trouble resolution will be provided to the Customer on an as-occurs basis.

(5) Nonscheduled Testing

Nonscheduled Testing (NST) will be performed "on demand" which results in the measurement of Switched Access. NST charges will apply only when testing is requested more frequently than is provided for in accordance with COMPS, or when a specific test is requested that is not normally performed. Tests for Switched Access which are normally performed are contained in 4.2.1 and 4.2.2. Nonscheduled Testing (NST) of Switched Access may consist of the following testing arrangements:

- the Customer provides remote office test lines and 105 test lines with associated responders or their functional equivalent (automatic testing), or
- the Telephone Company provides a technician at its office(s) and the Customer provides a technician at its CDL with suitable test equipment to perform the required tests (cooperative testing), or
- the Telephone Company provides a technician at its office(s), and at the CDL or end user premises with suitable test equipment to perform the required tests (manual testing).

Nonscheduled Tests may consist of any tests which the Customer may require. The rates in 6.6(C)(1) will apply to Nonscheduled Automatic Testing. The labor charges in 6.2(G) will apply to Nonscheduled Cooperative and Manual FIA Testing at the appropriate Basic, Overtime, or Premium rate.

FACILITIES FOR INTRASTATE ACCESS

6. MISCELLANEOUS SERVICES (Cont'd)

6.6 Additional Testing (Cont'd)

(A) Switched Access Testing (Cont'd)

(5) Nonscheduled Testing (Cont'd)

If nonscheduled tests are required and trouble is found in the Telephone Company facilities, charges for testing the Telephone Company facilities will not apply. If, however, trouble is found in the Customer equipment, charges in 6.6(C)(1) and labor charges in 6.2(G) are applicable.

(6) Obligation of the Customer

- (a) The Customer shall provide the Remote Office Test Line priming data to the Telephone Company, as appropriate, to support AST in 6.6(A)(2) or NST in 6.6(A)(5).
- (b) The Customer shall make the facilities to be tested available to the Telephone Company at times mutually agreed upon.

(B) Special Access Testing

The Telephone Company will, at the request of a Customer, provide assistance in performing specific tests requested by the Customer, however, the Telephone Company will only perform maintenance testing for its facilities within the LATA.

(1) Additional Cooperative Acceptance Testing

When a Customer provides a technician at its CDL or at the end user premises, with suitable test equipment to perform the required tests, the Telephone Company will provide a technician at its office for the purpose of conducting Additional Cooperative Acceptance Testing (ACAT). The labor charges as set forth in 6.2(G) preceding will apply to ACAT at the appropriate Basic, Overtime, or Premium rate.

Additional Cooperative Acceptance Testing charges will apply when the Customer requests tests which are not required to meet the transmission performance parameters as set forth in the Technical Interface Reference Manual.

FACILITIES FOR INTRASTATE ACCESS

6. **MISCELLANEOUS SERVICES** (Cont'd)

6.6 Additional Testing (Cont'd)

(B) Special Access Testing (Cont'd)

(2) Nonscheduled Testing

When a Customer provides a technician at its CDL or at the end user premises, with suitable test equipment to perform the required tests, the Telephone Company will provide a technician at its office (cooperative testing) for the purpose of conducting Nonscheduled Testing (NST). Nonscheduled testing may consist of any test (e.g., loss, noise, slope, envelope delay, etc.) which the Customer may request. If such testing indicates trouble in Telephone Company facilities, then the Customer will not be charged. NST charges will apply if the trouble is in the facilities of the Customer. At the Customer's request, the Telephone Company will provide a technician at the CDL or at the end user premises (manual testing). The labor charges as set forth in 6.2(G) preceding will apply to Nonscheduled Testing at the appropriate Basic, Overtime, or Premium rate.

(3) Obligation of the Customer

When the Customer subscribes to Testing as set forth in this section, the Customer shall make the facilities to be tested available to the Telephone Company at times mutually agreed upon.

(C) Rates and Charges

Monthly
Rate

(1) Automatic Scheduled Testing

Basic Offering to First Point of
 Switching, Per Transmission Path,
 Per Month. . . .

\$.45

(2) Additional Cooperative Scheduled Testing

Basic Offering to First Point of
 Switching, Per Transmission Path,
 Per Month. . . .

1.51

Gain-Slope-To First Point of Switching
 Per Transmission Path, Per Month. . . .

.64

(3) Additional Manual Scheduled Testing

Basic Offering to First Point of
 Switching, Per Transmission Path,
 Per Month. . . .

3.02

Gain-Slope-To First Point of Switching
 Per Transmission Path, Per Month. . . .

1.29

FACILITIES FOR INTRASTATE ACCESS

6. MISCELLANEOUS SERVICES (Cont'd)

6.7 End User/Agent Lists *

(A) Presubscription List

(1) InterLATA Equal Access

Prior to conversion to equal access (i.e., introduction of FGD or BSA-D in an end office switch) an IC may request a list of the Telephone Company's end users and agents of record served from that end office switch. The Presubscription List will be provided as follows:

- (a) The Telephone Company will provide a list from its Customer data base. The list may be provided on magnetic tape, electronic transmission or paper printout, at the option of the IC, at rates provided in 6.8.1(A). Foreign listings, PBX stations, CU centrex stations and numbers not in service will not be provided.
 - (1) The Initial List will be provided to the IC no later than 30 days after receipt of the order and payment by the IC of charges in 6.8.1(A). The nonrecurring charge for the Initial List applies per order. A single order may contain all end offices having the same equal access conversion date. The telephone number will not be provided if an end user or agent has a nonpublished number.
 - (2) The Account Activity List, which includes a listing of all changes to the Customer data base, since the Initial List was produced, will be provided on a cyclic basis. The Account Activity List will only include information for those end users and agents that are presubscribed to the IC (including end users and agents with nonpublished numbers) for the sole purpose of updating the IC's Customer account information. There is no charge for this list.
- (b) The IC agrees to use the Initial and Account Activity Lists for the sole purpose of contacting potential Customers/agents, or existing Customers/agents, regarding interexchange telecommunications services available through equal access to be obtained from the Telephone Company or for the purpose of updating IC Customer/ agent account information. The IC agrees not to sell, or reproduce in any manner, in whole or in part, the lists or permit such to be done.
- (c) The IC shall indemnify, protect and save harmless the Telephone Company from and against any and all loss, liability, damages and expense arising out of any demand, claim, suit or judgment for damages which may arise out of the Telephone Company's supplying of listing information, services or records.
- (d) The Telephone Company and the IC agree that the mutual objective of the parties is to conduct their respective businesses to avoid confusion by the end users and agents as to the separate and independent identity of the respective companies and their services. Neither the Telephone Company nor the IC shall make any representation to end users, the public, prospective advertisers, expressed or implied, written or oral, which would imply that the IC is the same as, a part of, or associated with the Telephone Company.
- (e) This service may be terminated by either the Telephone Company or the IC upon thirty (30) days' written notice or as specified in 2.1.8. The Telephone Company reserves the right to terminate this service immediately upon written notice if the IC misuses the list information. Performance by the Telephone Company shall be excused in the event of strike, riot, act of God or any other cause beyond the reasonable control of the Telephone Company.

* End User/Agent Lists for IntraLATA equal access are not applicable to Frontier North Inc. and Frontier Midstates Inc.

FACILITIES FOR INTRASTATE ACCESS

6. **MISCELLANEOUS SERVICES** (Cont'd)

6.8 End User/Agent Lists (Cont'd)

(A) Presubscription List (Cont'd)

(2) IntraLATA Equal Access

Prior to conversion to intraLATA equal access an IC or LEC may request a list of the Telephone Company's end users and agents of record served from that end office switch. A single Presubscription List will be provided to intraLATA toll providers as follows:

- (a) The Telephone Company will provide a list from its Customer data base. The list may be provided on magnetic tape, electronic transmission or paper printout, at the option of the IC or LEC, at rates provided in 6.8.E). Foreign listings, PBX stations, CU centrex stations, public coin station and numbers not in service will not be provided.
 - (1) The Initial List will be provided to the IC or LEC no later than 30 days after receipt of the order and payment by the IC or LEC of charges in 6.8.(E). The nonrecurring charge for the Initial List applies per order. A single order may contain all end offices having the same intraLATA equal access conversion date. The telephone number will not be provided if an end user or agent has a nonpublished number.
 - (2) The Account Activity List, which includes a listing of all changes to the Customer data base, since the Initial List was produced, will be provided on a cyclic basis. The Account Activity List will only include information for those end users and agents that are presubscribed to the IC or LEC (including end users and agents with nonpublished numbers) for the sole purpose of updating the IC's or LEC's Customer account information. There is no charge for this list.
- (b) The IC or LEC agrees to use the Initial List for the sole purpose of contacting potential Customers/agents, or existing Customers/agents, regarding intraLATA telecommunications services available through equal access to be obtained from the Telephone Company. The IC or LEC agrees not to sell, or reproduce in any manner, in whole or in part, the lists or permit such to be done.
- (c) The IC or LEC shall indemnify, protect and save harmless the Telephone Company from and against any and all loss, liability, damages and expense arising out of any demand, claim, suit or judgment for damages which may arise out of the Telephone Company's supplying of listing information, services or records.
- (d) The Telephone Company and the IC or LEC agree that the mutual objective of the parties is to conduct their respective businesses to avoid confusion by the end users and agents as to the separate and independent identity of the respective companies and their services. Neither the Telephone Company nor the IC or LEC shall make any representation to end users, the public, prospective advertisers, expressed or implied, written or oral, which would imply that the IC or LEC is the same as, a part of, or associated with the Telephone Company.
- (e) This service may be terminated by either the Telephone Company or the IC or LEC upon thirty (30) days' written notice or as specified 2.1.8. The Telephone Company reserves the right to terminate this service immediately upon written notice if the IC or LEC misuses the list information. Performance by the Telephone Company shall be excused in the event of strike, riot, act of God or any other cause beyond the reasonable control of the Telephone Company.

FACILITIES FOR INTRASTATE ACCESS

6. MISCELLANEOUS SERVICES (Cont'd)

6.7 End User/Agent Lists (Cont'd)

(B) Allocation Lists

- (1) The Telephone Company will provide to the IC or LEC, at no charge, a list of end users and agents that have been allocated to the IC or LEC as described in 6.5(B). This list will be provided after the Balloting and Allocation Process occurs.
- (2) A list of all end users and agents who have been allocated, in accordance with 6.5(B), will be available to an IC or LEC upon request. Charges in 6.8.1(A) will apply. The nonrecurring charge for the Allocation List applies each time the IC or LEC orders the service. A single ASR may contain all end offices having the same equal access conversion date.

(C) Snapshot List

The Snapshot List is a summary of selected end user and agent information for a specific IC or LEC which resides in the Telephone Company Customer data base. The Snapshot List may be provided on magnetic tape, electronic transmission or paper printout, at the option of the IC or LEC, at rates provided in 6.8.E(2). Foreign listings, PBX stations, CU centrex stations and numbers not in service will not be provided.

The Snapshot List will be provided to the IC or LEC no later than 30 days after receipt of the order. The nonrecurring charge for the Snapshot List applies per order.

The purpose, liability and objectives associated with the provision of the Snapshot List is in 6.7(A)(1).

(D) Line Range Reports - Lines Not Available for Subscription

The Line Range Report provides information to the IC regarding a line or series of lines (telephone numbers) that are not available for subscription. The lines may be in a central office that has not been converted to equal access or may have services/ equipment which make them unavailable for subscription.

The Line Range Report can be provided on a monthly basis as requested by the Customer. Each monthly report provided will incur a nonrecurring charge as set forth in 6.7.(E)(3).

FACILITIES FOR INTRASTATE ACCESS

6. **MISCELLANEOUS SERVICES** (Cont'd)

6.7 End User/Agent Lists (Cont'd)

(E) Rates and Charges

(1) Initial and Allocation Lists

Nonrecurring Charge, Per Order	\$50.00
*Initial List, Per Customer Account03
*Allocation List, Per Listing03

(2) Snapshot List

Nonrecurring Charge, Per Order	\$75.00
**Snapshot List, Per Listing05

(3) Line Range Reports (NRBZR)

Nonrecurring Charge, Per Order	\$583.00
--	----------

6.8 Reserved for Future Use

6.9 Billing Name and Address Services (BNAS)

The Telephone Company will, upon request, provide Billing Name and Address Services (BNAS) to a Telecommunications Service Provider (Customer), or its authorized billing and collection agent. Telecommunications Service Providers include interexchange carriers, operator service providers, enhanced service providers, and any other provider of intrastate/interstate telecommunications services. There are four BNAS offerings available pursuant to this tariff: Per Call/Periodic BNA, Data Gathering Service (DGS), PIC Protection List and End User Validation List.

(A) Per Call/Periodic BNA and Data Gathering Service

Per Call/Periodic BNA is the billing name and address information and Data Gathering is the billing telephone number, name, address and associated working telephone number information for Customer provided ten digit end user telephone numbers required by the Telecommunications Service Provider Customer to bill for calls placed within a specific time period. Per Call/Periodic BNA and DGS are offered subject to the following conditions:

- * For the purpose of the Initial Lists, the Customer and agent is defined in Section 2.6. For the purpose of the Allocation List, a listing is defined as an end user or agent record eligible for a Primary Interexchange Carrier Selection.
- ** For the purpose of the Snapshot List, a listing is defined as an end user or agent record eligible for a Primary Interexchange Carrier Selection.

FACILITIES FOR INTRASTATE ACCESS

6. **MISCELLANEOUS SERVICES** (Cont'd)

6.9 Billing Name and Address Services (BNAS) (Cont'd)

(A) Per Call/Periodic BNA and Data Gathering Service9(Cont'd)

- (1) A standard format for the receipt and provision of telephone number and billing name and address information will be established by the Telephone Company. Charges for each Per Call/Periodic BNA searched for and found or searched for and not found will be billed at rates in 6.9.1(A). Charges for each record accessed for DGS are set forth under 6.9.1(B). Per Call/Periodic BNA and DGS will be provided via magnetic tape, electronic transmission or paper format, at the option of the Customer, at rates in 6.9.1. The processing fee will be applied in the state of Michigan, once per calendar year for BNAS processing done within that calendar year.
- (2) The Customer must order Per Call/Periodic BNA or DGS and provide a test data tape at least 30 days prior to delivery of the first Customer order.
- (3) The frequency for receipt of the Customer provided orders for Per Call/Periodic BNA or DGS will be no more than twice monthly and at intervals mutually agreed upon between the Telephone Company and the Customer. The Customer provided end user telephone numbers will be programmed by the Telephone Company with the proper end user's billing name and address contained in the Telephone Company's file at that time.

Issued: August 17, 2010

Effective: August 18, 2010

By Kenneth Mason Vice President

Rochester, New York

FACILITIES FOR INTRASTATE ACCESS

6. MISCELLANEOUS SERVICES (Cont'd)

6.9 Billing Name and Address Services (BNAS) (Cont'd)

(A) Per Call/Periodic BNA and Data Gathering Service (Cont'd)

- (4) Per Call/Periodic BNA and DGS information for nonlisted/nonpublished end user telephone numbers will be provided unless the nonlisted/nonpublished end user provides notice of nonconsent to the Telephone Company of nonconsent to the release of the BNA/DGS data. Within 30 days of receipt of such notice, the Telephone Company will discontinue disclosure of the end user's nonlisted/nonpublished BNA/DGS data.
- (5) For other than electronic transmission, the output records will be sent to the Customer via first class U.S. Mail. The output records will normally be made available for mailing ten workdays after receipt of the Customer order or at an interval mutually agreed upon. Availability may be delayed in case of input errors in the Customer provided order.
- (6) The Customer may request data be transmitted. Data transmission charges will be determined on an ICB. Data transmission hardware and software specifications will be mutually agreed upon by the Telephone Company and the Customer.
- (7) Per Call/Periodic BNA and DGS detail will not be retained by the Telephone Company longer than 45 days. If the Customer requests that the output be made available on a second occasion, such request must occur within 30 days from the date the first was made.
- (8) Any Customer, provided Per Call/Periodic BNA or DGS pursuant to this tariff, agrees to abide by all applicable rules, decisions, orders, statutes and laws concerning the disclosure of published and nonpublished telephone numbers, and further agrees to use the information contained therein only for the purpose of billing for services provided to their end users.

FACILITIES FOR INTRASTATE ACCESS

6. **MISCELLANEOUS SERVICES** (Cont'd)

6.9 Billing Name and Address Services (Cont'd)

(A) Per Call/Periodic BNA and Data Gathering Service (Cont'd)

(8) In no case shall any Customer or authorized billing and collection agent of a Customer disclose the billing name and address information of any subscriber to any third party, except that a Customer may disclose BNA/DGS information to its authorized billing and collection agent or to governmental law enforcement agencies.

(9) Conditions regarding refusal or discontinuance of this service are set forth in 2.1.8.

(B) End User Validation and PIC Protection Lists

End User Validation and PIC Protection Lists provide for the disclosure of all or a portion of end user/agent data available from the Telephone Company's records, to a Telecommunications Service Provider (Customer), for purposes other than billing, and in compliance with the conditions set forth in Part 64.120(c)(1) of the FCC's Rules and Regulations. In addition, End User Validation List and PIC Protection List Service is offered subject to the conditions set forth in 6.9(A)(8) above, and the following:

(1) Standard End User Validation Lists will be provided in three (3) files, business, coin (semi-public and public paystations) and residence. Nonlisted/nonpublished information will be excluded, with the exception of nonlisted public paystations. The lists may be ordered for any of the Telephone Company's jurisdictions subject to this tariff, unless prohibited by federal regulation or federal statute. Rates for the standard End User Validation List are set forth under 6.9.(C)(3).

(2) For End User Validation Lists, the Customer may request up to two (2) lists for business, coin, and residence listings per calendar year.

(3) A standard format will be established by the Telephone Company. Requests for special list sorts will be limited to an end user list separating those that are presubscribed to the requesting Customer, and/or those that are not. The rate, per record, applicable to special sorts is set forth under 6.9.(C)(3).

(4) PIC Protection Lists will be provided in a standard format established by the Telephone Company. Charges for each record accessed for the PIC Protection List are set forth in 6.9.(C)(3). Nonlisted/nonpublished information will be excluded. The Customer may request that a PIC Protection List be produced monthly, at an interval agreeable to the Customer and the Telephone Company.

(5) Each request shall be treated as a new request. Requests for updates from previous lists will not be provided.

(6) The Customer shall have fifteen (15) business days from the date of delivery of a list to request any investigation of issues arising from the provision of the list.

(7) End User Validation and PIC Protection Lists will normally be provided to the Customer within thirty calendar days after receipt of a request and within ten (10) business days of extraction, or at an interval mutually agreed upon. The administrative fee set forth under 6.9.(C)(3) applies per request.

(8) Conditions regarding refusal or discontinuance of this service are set forth in 2.1.8.

FACILITIES FOR INTRASTATE ACCESS

6. **MISCELLANEOUS SERVICES** (Cont'd)

6.9 Billing Name and Address Services (Cont'd)

(C) Rates and Charges

(1) Per Call/Periodic BNA

Billing Name and Address Found/Each	\$.14	(D)
Billing Name and Address Not Found/Each	.14	(D)
Processing Fee*, Paper Report, Electronic Transmission or Magnetic Tape	50.00	(D)

(2) Data Gathering Service

Per Record Accessed	.18
Processing Fee*, Paper Report, Electronic Transmission or Magnetic Tape	75.00

(3) End User Validation and PIC Protection Lists

End User Validation List Standard Sort, Per Record Provided	.034
Administrative Fee, Paper Report, Electronic Transmission or Magnetic Tape/Per request	78.00
Special Sort, Per Record Provided	.054
PIC Protection List Per Record Provided	.054
Administrative Fee, Paper Report, Electronic Transmission or Magnetic Tape/Per request	78.00

6.10 Denial/Restoral Service

The Telephone Company will, upon request, provide Denial/Restoral service to ICs for those end users that have designated the IC as their primary interexchange carrier. Conditions regarding refusal or discontinuance of Denial/Restoral service are set forth in 2.1.8.

- (A) Denial/Restoral service provides for Telephone Company notification to an IC that an end user's local exchange service has been temporarily suspended due to non-payment of the end user's local exchange service. Subsequently, the Telephone Company will provide notification to the IC if the end user's service has been restored from temporary suspension.
- (B) Notification shall be provided via the Customer Account Record Exchange electronic interface.
- (C) The IC agrees to abide by all applicable rules, decisions, orders, statutes and laws concerning the disclosure of published and nonpublished telephone numbers, and further agrees to use the information provided by Denial/Restoral service only for the purposes of billing services provided to their end users.
- (D) A charge in (E) will apply to the IC for each notification per end user local telephone exchange service number provided to the IC.
- (E) Denial/Restoral Service
 - per telephone number provided \$.10

*Applies once per calendar year for BNA or DGS processing done within that calendar year.

Issued: March 28, 2011

Effective: March 30, 2011

By Kenneth Mason Vice President

Rochester, New York

FACILITIES FOR INTRASTATE ACCESS

6. **MISCELLANEOUS SERVICES** (Cont'd)

6.11 International Blocking Service

The Telephone Company, upon request, will provide end office blocking of only end user direct dialed 011+ and 101XXXX+011+ calls from an end user's location. This optional service is offered on a per line basis where facilities permit and is available for use with local business exchange service offered in the Telephone Company's local exchange tariff.

International Blocking Service, Per Line of Trunk	Nonrecurring Charge \$19.95
--	--------------------------------

6.12 Service Access Code 900 Blocking

Service Access Code 900 Blocking provides for the blocking of all calls originated to the 900 service access code. The service is provided upon request where facilities permit and is provided free of charge.

6.13 Selective Class of Call Screening

(A) Selective Class of Call Screening is an optional service available, where facilities permit, in Telephone Company electronic end offices. This service restricts outgoing 1+, 0+ and 0- calls placed over the Telephone Company's network, to only those calls which are charged to a number other than the originating number, i.e., collect, third number billed or Calling Card. Selective Class of Call Screening is available for use with line side General Exchange Tariff services that are provided for the provision of telecommunication services to transient members of the public at the rates shown in 6.13 (B).

The Customer will specify, at the time of the order, the restriction or restrictions desired. The Customer may specify any combination of the following to restrict the billing of outgoing toll calls to:

- A Credit Card
- A Third Number
- Collect to the Called Number

Option 1

An outgoing 1+ call will not be permitted unless the end user makes arrangements to have the call billed to a called telephone number (Collect), a third number or a Calling Card account.

Option 2

An outgoing 0+ or 0- call will not be permitted unless the end user makes arrangements to have the call billed to a called telephone number (Collect), a third number or a Calling Card account.

(B) Rates and Charges

Monthly Rate, Per Screening Option. \$0.30

6.14 Answer Supervision - BSE

Answer Supervision is the line side functionality that provides an electrical signal to the calling end of a switched telephone connection when the called line goes off-hook. Customer-Owned Pay Telephone (COPT) Answer Supervision will be provided for use with Public Telephone Access Service as specified in the Company's local/general exchange tariff to assist in determining when billing for a specific call should commence.

Monthly Rate, Per Line. \$8.10

FACILITIES FOR INTRASTATE ACCESS

6. **MISCELLANEOUS SERVICES** (Cont'd)

6.15 Payphone-Specific Coding Digits

The Telephone Company will equip local exchange telephone lines ordered by Payphone Service Providers (PSPs) from the Telephone Company's general and/or local exchange tariff with the capability to transmit three (3) payphone specific coding digits. The digits which will be transmitted to the Interexchange Carrier are: 27 for pay telephones requiring central office supervision, 29 for prison/inmate pay telephones and 70 for pay telephones not requiring central office supervision. These digits will be transmitted via Flexible Automatic Number Identification (Flex ANI) to Interexchange Carriers who have trunks equipped with the Flex ANI optional feature as described in Section 4 of this tariff. The Interexchange Carriers will use this information to compensate the PSPs for subscriber 800 series calls, dial-around access code calls (e.g., 101XXXX) and any other calls placed from pay telephones and deemed compensable by the FCC.

The Telephone Company will apply a monthly Payphone-Specific Coding Digits Service charge to each pay telephone service line. This charge recovers the initial costs of deploying the Flex ANI capability and will be assessed for a thirty-six month period beginning September 1, 1999.

	<u>Monthly Rate</u>
Payphone-Specific Coding Digits Service Charge	\$2.23

6.16 DS1 Span Power

When DS1 Service, provided over metallic facilities, is connected to Customer provided optical high voltage protection, the Telephone Company will provide, upon request, DS1 span power from the CO to the CPE electrical-to-optical converter, at the point of termination.

	<u>Monthly Rate</u>	<u>Nonrecurring Charge</u>
Telephone Company provided DS1 Span Power	\$71.00	\$340.00

FACILITIES FOR INTRASTATE ACCESS

SECTION 10 TABLE OF CONTENTS

7. <u>SPECIALIZED FIA OR ARRANGEMENTS</u>	<u>Page</u>
7.1 <u>General</u>	2
7.2 <u>Rates and Charges</u>	2

FACILITIES FOR INTRASTATE ACCESS

7. SPECIALIZED FIA OR ARRANGEMENTS

7.1 General

Specialized FIA or Arrangements may be provided by the Telephone Company, at the request of a Customer, on an Individual Case Basis (ICB) if such FIA or arrangements meet the following criteria:

- The requested FIA or arrangements are not offered under other sections of this tariff.
- The facilities utilized to provide the requested FIA or arrangements are of a type normally used by the Telephone Company in furnishing its other services.
- The requested FIA or arrangements are provided within a LATA.
- The requested FIA or arrangements are compatible with other Telephone Company services, facilities, and its engineering and maintenance practices.

This offering is subject to the availability of the necessary Telephone Company personnel and capital resources.

7.2 Rates and Charges

Rates and charges and additional regulations, if applicable, for Specialized FIA or Arrangements are filed following:

FACILITIES FOR INTRASTATE ACCESS

SECTION 11 TABLE OF CONTENTS

8. <u>ANCILLARY SERVICES</u>	<u>Page</u>
8.1 <u>Directory Assistance Service</u>	2
8.1.1 General.....	2
8.1.2 Undertaking of the Telephone Company.....	2
8.1.3 Obligations of the Customer.....	5
8.1.4 Payment Arrangements.....	6
8.1.5 Rate Regulations.....	7
8.1.6 Rates and Charges.....	7
8.2 <u>Operator Services</u>	8
8.2.1 General Description.....	8
8.2.2 Service Provisioning.....	9
8.2.3 Rate Regulations.....	10
8.2.4 Rates and Charges.....	11

FACILITIES FOR INTRASTATE ACCESS

8. ANCILLARY SERVICES

8.1 Directory Assistance Service

8.1.1 General

- (A) The Telephone Company will provide Directory Assistance Service to a Customer from Directory Assistance Service locations.
- (B) Directory Assistance Service provides:
 - (1) Directory Assistance Service to Directory Assistance Service locations;
 - (2) The use of Directory Assistance Service access equipment; and
 - (3) The use of Directory Assistance operators to provide telephone numbers.

8.1.2 Undertaking of the Telephone Company

(A) Number Provision

- (1) A Telephone Company Directory Assistance operator, when furnished a name and locality, will provide or attempt to provide the telephone number listed in the Telephone Company Directory Assistance records associated with the name given at the rates and charges as set forth in 8.2.4. The Telephone Company's contact with the Customer's end user shall be limited to that effort necessary to process an end user's request for a telephone number.
- (2) A maximum of two (2) requests for telephone numbers will be accepted per call to the Directory Assistance operator.
- (3) A telephone number which is not listed in Directory Assistance records will not be available to the Customer's end user.

(B) Access Locations and Call Transport

- (1) The Telephone Company will specify the Directory Assistance Service location which provides the Directory Assistance Service for each Numbering Plan Area Code (NPA). The Directory Assistance Service locations are as shown in National Exchange Carrier Association Tariff FCC No. 4.

When it becomes necessary, as determined by the Telephone Company, to change a Directory Assistance Service location, Customers will be notified six months prior to the change.

FACILITIES FOR INTRASTATE ACCESS

8. ANCILLARY SERVICES (Cont'd)

8.1 Directory Assistance Service (Cont'd)

8.1.2 Undertaking of the Telephone Company (Cont'd)

(B) Access Locations and Call Transport (Cont'd)

- (2) The regulations, rates and charges contained herein are in addition to the applicable regulations, rates and charges specified in other sections of this tariff and in other tariffs of the Telephone Company which are referenced herein. For Switched Access connections to the Directory Assistance Service location, the regulations and rates as set forth in Section 4 apply. For Special Access connections to the Directory Assistance Service location, the regulations and rates as set forth in Section 5 apply.
- (3) When required by the Telephone Company, a separate Directory Assistance Service trunk group will be provided for Directory Assistance Service for each NPA. Separate trunk groups will be required when the Telephone Company notifies the Customer that the mechanized search of its data base and its mechanized operator practices require a mechanized identification of the NPA code for which the Customer's end user desires Directory Assistance information.
- (4) The Telephone Company will determine whether the Directory Assistance Service is to be routed directly to a Directory Assistance Service location or through an access tandem switch appropriately equipped for Directory Assistance measurement. If the Customer desires the traffic routing to be other than that selected by the Telephone Company, it may request a cooperative effort to determine if Customer specified traffic routing can be used in lieu of the Telephone Company selected traffic routing.
 - (a) When Directory Transport is provided using a direct route to the Directory Assistance Service location, no address signaling is provided. When Directory Transport is provided with the use of an access tandem switch, wink start-start pulsing signaling is provided at the access tandem switch. The Customer will be notified by the Telephone Company when access tandem routing is provided and the Customer shall address each call to the Directory Assistance Service location using NPA+555+1212 or when required by the Telephone Company, 555-1212. Only NPA codes handled by the Directory Assistance Service location served by the access tandem switch will be processed.

FACILITIES FOR INTRASTATE ACCESS

8. ANCILLARY SERVICES (Cont'd)

8.1 Directory Assistance Service (Cont'd)

8.1.2 Undertaking of the Telephone Company (Cont'd)

(B) Access Locations and Call Transport (Cont'd)

(4) (Cont'd)

- (b) The number of direct routed Directory Transport transmission paths provided is based on the Customer's order and is determined by the Telephone Company.
- (c) Directory Transport may be provided, at the option of the Customer, for both interstate and intrastate communications. When the Customer requests such mixed access, the intrastate Directory Transport charges will be determined by the Telephone Company using the data furnished by the Customer as set forth in 4.3.3.
- (d) A Customer may request that Directory Assistance Service be provided via Special Facilities routing. The regulations, rates and charges for Special Routing (Avoidance, Diversity and Cable Only) are as set forth in Section 9.

(C) Discontinuance and Refusal of Directory Assistance Service

- (1) If the Customer fails to comply with the provisions of this tariff, including any payments to be made by it on the dates or at the times herein specified, and fails within thirty (30) days after written notice via certified mail from the Telephone Company to an officer of the Customer requesting payment for such noncompliance, the Telephone Company may discontinue the provision of the Directory Assistance Service. In case of such discontinuance, all applicable charges shall immediately become due.
- (2) If the Customer repeatedly fails to comply with the provisions of this tariff in connection with the provision of Directory Assistance Service and fails to correct such course of action after notice as set forth in (1) preceding, the Telephone Company may refuse applications for additional Directory Assistance Service.

FACILITIES FOR INTRASTATE ACCESS

8. ANCILLARY SERVICES (Cont'd)

8.1 Directory Assistance Service (Cont'd)

8.1.3 Obligations of the Customer

(A) Request for Service

Directory Assistance Service will be offered for a minimum period of six months. Three months prior to the end of the minimum period, or subsequent extension, the Customer shall notify the Telephone Company, in writing, if the service is to be discontinued. If no notice is received from the Customer, the Telephone Company shall assume that the service is extended for another six months.

(B) ASR Requirements

- (1) When Directory Assistance Service is ordered, the Customer shall furnish the Telephone Company, for each state, for each NPA, and for each month in the order period, an estimate of the number of calls (call capacity) to be billed. At a minimum, the Customer is required to revise this estimate semi-annually. More frequent revisions of the estimates may be submitted, however, no more than once per month.
- (2) The facilities at the Customer's location shall provide the necessary on-hook and off-hook supervision.
- (3) When requested by the Telephone Company, the Customer shall order a separate trunk group for Directory Assistance Access Service for each NPA, as set forth in this tariff.

(C) End User Requirements

- (1) When the Customer bills its end users, the Customer shall be responsible for all contacts and arrangements with its end users concerning the provision and maintenance of, and the billing and collecting of charges for, Directory Assistance Service furnished to its end users. When the Telephone Company bills the Customer's end users, contacts and arrangements with the Customer's end users concerning the billing and collecting of charges will be as set forth in Section 8.1.
- (2) The Customer understands that Directory Assistance operators will respond to only two (2) telephone number requests per call and will not transfer, forward or redial the call to another location for any purpose other than the provision of Directory Assistance Service.

FACILITIES FOR INTRASTATE ACCESS

8. ANCILLARY SERVICES (Cont'd)

8.1 Directory Assistance Service (Cont'd)

8.1.4 Payment Arrangements

(A) Minimum Charges

After service has been provided for a period of 3 months the Customer is subject to minimum monthly charges if in any month within the period ordered the actual call volumes are:

- less than 75% of any one of the previous months' actual calls in the period ordered, or
- less than 75% of the highest forecast in the period ordered, whichever is higher.

Applicability of minimum charges shall be made by comparing the actual call volumes to either the forecasted volumes or the previous months' actual call volumes, whichever is higher.

The minimum monthly charge is computed using the difference between the actual call volume for a month and the calculated minimum (i.e., 75% of the highest forecast or 75% of any previous months' actual), multiplied by the appropriate Directory Assistance Service charge, and then multiplied by 0.5.

(B) Minimum Period Disconnect Charges

If service is discontinued prior to the end of six months when Directory Assistance Service is ordered, then the customer shall be obligated to pay the Telephone Company nonrecoverable costs, less the net salvage value for any equipment and material provided or used, for the discontinued service. Such charges will be tariffed as they occur.

FACILITIES FOR INTRASTATE ACCESS

8. **ANCILLARY SERVICES** (Cont'd)

8.1 Directory Assistance Service (Cont'd)

8.1.5 Rate Regulations

- (A) In the event that a telephone number is not listed in the Directory Assistance records and no number is provided, no credit applies for the call to the Directory Assistance operator.

The customer will receive credit allowances on Directory Assistance Service charges for FIA interruptions as set forth in 2.4.4.

- (B) The Directory Assistance per call charge, as set forth in 8.2.6, applies for each call to a Directory Assistance service location. A chargeable call is one which has been answered by or forwarded to a Directory Assistance operator. The charge applies whether or not the Directory Assistance operator provides the requested telephone number. The number of calls answered or forwarded to Directory Assistance operators will be accumulated by the Telephone Company measuring equipment.

8.1.6 Rates and Charges

Directory Assistance Service	
Per Call Rate	\$0.2073

FACILITIES FOR INTRASTATE ACCESS

8. ANCILLARY SERVICES (Cont'd)

8.2 Operator Services

Operator Services described in this Section will be provided to access Customers as an optional feature in conjunction with Feature Group C (FGC), Feature Group D (FGD), BSA-C or BSA-D Switched Access Services from designated Operator Services Switching Locations in those LATAs where the Telephone Company has the capability to provide such services. Operator Services include Operator Transfer and Inward Operator Assistance functions which enable a Customer to provide operator related services to their end users. A Customer may order both Operator Transfer and Inward Operator Assistance Services or may order them individually.

8.2.1 General Description

(A) Operator Transfer Service

Operator Transfer Service is an originating service that provides call transfer of 0- (the digit 0 with no additional digits) intrastate calls to a participating Customer as requested by the calling end user. Operator Transfer Service is provided when an end user dials "0" and is routed to the Telephone Company's operator and requests completion of an intrastate call. Operator Transfer Service provides for the routing of the call from the Telephone Company's Operator Services Switching Location to one Customer designated location in the same LATA.

The Telephone Company operator will ask the end user to identify the Customer to which they desire to be connected. The operator will then transfer the call to the designated Customer.

If the end user has no preference, or the identified Customer has not subscribed to Operator Transfer Service, the end user will be asked to select from a list of participating Customers. The list of participating Operator Transfer Service Customers will be updated monthly. The order in which participating Customers will appear on the list will be initially determined by use of a random drawing. For each subsequent monthly update following the initial selection, the Customer in the first position will be moved to the last position on the list. All other Customers will be moved up one position. New Operator Transfer Service Customers will be placed at the bottom of the list of participating Customers pending the next monthly update.

FACILITIES FOR INTRASTATE ACCESS

8. ANCILLARY SERVICES (Cont'd)

8.2 Operator Services (Cont'd)

8.2.1 General Description (Cont'd)

(B) Inward Operator Assistance Service

Inward Operator Assistance Service provides for operator assistance on inward calls received from a Customer's operator. Three Inward Operator Assistance functions are provided as described below. Each call may include any combination of functions for the same telephone number. Only one telephone number per call will be handled by the operator.

- (1) Busy Line Verification - The Telephone Company operator, at the request of the Customer's operator, will determine the status of an exchange service line (e.g., conversation in progress) and report the status to the Customer's operator. The Telephone Company operator will not complete the call after performing Busy Line Verification.
- (2) Busy Line Interrupt - The Telephone Company operator will, at the request of the Customer's operator, interrupt conversation on the line and inform the called party that an attempt to place a call to that line is being made. The Telephone Company operator will not complete the call after performing Interrupt.
- (3) Operator Assistance - The Telephone Company operator will provide the Customer's operator with assistance or information regarding service conditions.

8.2.2 Service Provisioning

- (A) The Telephone Company will provide Operator Transfer Service for calls originating from all end offices within the LATA served by a designated Operator Services Switching Location.

The Telephone Company will provide Inward Operator Assistance Service for calls associated with exchange service lines in end offices served by the Operator Services Switching Location.

A list of end offices served by the Operator Services Switching Location will be provided to the Customer upon request.

FACILITIES FOR INTRASTATE ACCESS

8. ANCILLARY SERVICES (Cont'd)

8.2 Operator Services (Cont'd)

8.2.2 Service Provisioning (Cont'd)

- (B) Operator Services will be provided over FGC, FGD, BSA-C or BSA-D trunk groups, arranged for either one-way or two-way calling, from the Operator Services Switching Location to one Customer designated location in the same LATA. Both Operator Transfer and Inward Operator Assistance traffic may be combined on the same trunk group.
- (C) Switched Access used in conjunction with Operator Services will be provisioned in accordance with the technical specifications and requirements set forth in Section 4 of this tariff.
- (D) Designated Telephone Company Operator Services Switching Locations are identified in the National Exchange Carrier Association Tariff FCC No. 4. The designated locations will be in those LATAs in which the Telephone Company is able to provide Operator Services.

8.2.3 Rate Regulations

Where the Telephone Company has measurement capability for Operator Services per call charges, the Telephone Company will bill the actual usage measured on a per call basis. For Operator Transfer Service, FGC, FGD, BSA-C and BSA-D access minutes will also be billed in addition to the per call charge.

When measurement capability is not available, the Customer shall furnish a forecast of the number of calls (call capacity) anticipated for each month of the succeeding year by type of call (i.e., Operator Transfer and Inward Operator Assistance calls) and by Operator Services Switching Location at the time the order is placed. For mixed intrastate and interstate services, the Customer's estimate shall include the percent of intrastate calls. At a minimum, the Customer shall revise this forecast annually. More frequent revisions of the forecast may be submitted; however, no more than once per month.

Such estimates shall be used as a basis for billing the Operator Services per call charges until such time as the Telephone Company has actual measurement capability available. The Customer shall maintain records supporting such estimates.

FACILITIES FOR INTRASTATE ACCESS

8. **ANCILLARY SERVICES** (Cont'd)

8.2 Operator Services (Cont'd)

8.2.3 Rate Regulations (Cont'd)

(A) Operator Transfer Service

Operator Transfer Service Rate

The Operator Transfer Service Rate is assessed per 0- call transferred to a Customer. A 0- call is considered transferred when the Telephone Company operator activates the transfer function sending the call to the designated Customer.

Switched Access Charges

FGC, FGD, BSA-C or BSA-D Switched Access usage charges and Carrier Common Line Charges will also apply per minute of use for Operator Transfer Service.

(B) Inward Operator Assistance Service

Inward Operator Assistance Service includes the functions of Busy Line Verification, Busy Line Interrupt and Operator Assistance. The Inward Operator Assistance rate applies on a per call basis. Each call may include any combination of functions for the same telephone number. A call is considered an Inward Operator Assistance call when the call is received at the Telephone Company's operator position.

Switched Access Charges

FGC, FGD, BSA-C or BSA-D Switched Access usage charges do not apply to Inward Operator Assistance Service.

8.2.4 Rates and Charges

(A) <u>Operator Transfer Service</u>	<u>Rate</u>
Per call transferred.	\$.35
(B) <u>Inward Operator Assistance Service</u>	
Per Call, per telephone number.	\$.65

FACILITIES FOR INTRASTATE ACCESS

SECTION 12 TABLE OF CONTENTS

9. <u>SPECIAL FACILITIES ROUTING OF FIA</u>	<u>Page</u>
9.1 <u>Description of Special Facilities Routing of FIA</u>	2
9.1.1 Diversity.....	2
9.1.2 Avoidance.....	2
9.1.3 Cable-only Facilities.....	2
9.2 <u>Rates and Charges</u>	3
9.2.1 Diversity.....	3
9.2.2 Avoidance.....	3
9.2.3 Diversity and Avoidance Combined.....	3
9.2.4 Cable-only Facilities.....	3

FACILITIES FOR INTRASTATE ACCESS

9. SPECIAL FACILITIES ROUTING OF FIA

9.1 Description of Special Facilities Routing of FIA

The FIA provided under this tariff are provided over such routes and facilities as the Telephone Company may elect. Special routing is involved where, in order to comply with requirements specified by the Customer, the Telephone Company provides Switched Access, Special Access or Special Federal Government Services in a manner which includes one or more of the following conditions.

9.1.1 Diversity

Where two or more FIA must be provided over not less than two different physical routes. Diversity is a Basic Service Element (BSE) under the Telephone Company's Open Network Architecture (ONA) plan.

9.1.2 Avoidance

Where a FIA must be provided on a route which avoids specified geographical locations.

9.1.3 Cable-only Facilities

Where certain voice grade FIA are provided on cable-only facilities to meet the particular needs of a Customer. FIA is provided subject to the availability of cable-only facilities. In the event of FIA failure, restoration will be made through the use of any available facilities as selected by the Telephone Company.

Avoidance and Diversity are available on Switched Access as set forth in Section 4, Special Access as set forth in Section 5, and Special Federal Government Services as set forth in Section 11. Cable-only facilities are available for Switched Access as set forth in Section 4, voiceband Special Access as set forth in 5.2.1 and Special Federal Government Services as set forth in Section 11.

In order to identify any special routing requirement, the Telephone Company will provide the ordering Customer with the required routing information for each specially routed FIA. If requested by the Customer, this information will be provided when the FIA are installed and prior to any subsequent change in routing.

The rates and charges for Special Facilities Routing of FIA as set forth in 9.2 are in addition to all other rates and charges that may be applicable for FIA provided under other sections of this tariff.

FACILITIES FOR INTRASTATE ACCESS

9. SPECIAL FACILITIES ROUTING OF FIA (Cont'd)

9.2 Rates and Charges

The rates and charges for Special Facilities Routing of FIA are as follows:

9.2.1 Diversity

For each FIA provided in accordance with 9.1.1 preceding, the rates and charges will be developed on an Individual Case Basis and filed following:

9.2.2 Avoidance

For each FIA provided in accordance with 9.1.2 preceding, the rates and charges will be developed on an Individual Case Basis and filed following:

9.2.3 Diversity and Avoidance Combined

For each FIA provided in accordance with 9.1.1 and 9.1.2 preceding, combined, the rates and charges will be developed on an Individual Case Basis and filed following:

9.2.4 Cable-only Facilities

For each FIA provided in accordance with 9.1.3 preceding, the rates and charges will be developed on an Individual Case Basis and filed following:

FACILITIES FOR INTRASTATE ACCESS

SECTION 13 TABLE OF CONTENTS

	<u>Page</u>
10. <u>SPECIAL CONSTRUCTION</u>	
10.1 <u>General</u>	2
10.1.1 Conditions Requiring Special Construction.....	2
10.1.2 Filing of Charges.....	2
10.1.3 Ownership of Facilities.....	3
10.1.4 Interval to Provide FIA.....	3
10.1.5 Special Construction Involving Interstate and Intrastate FIA.....	3
10.2 <u>Liabilities, Charges and Payments</u>	3
10.2.1 General.....	3
10.2.2 Payment of Charges.....	3
10.2.3 Start/End of Billing.....	3
10.2.4 Partial Payments.....	4
10.2.5 Development of Liabilities and Charges.....	4
10.2.6 Type of Contingent Liabilities.....	4
10.2.7 Types of Charges.....	5
10.2.8 Application of Charges.....	14
10.3 <u>Deferral of the In-Service of FIA</u>	15
10.3.1 General.....	15
10.3.2 Construction Has Not Started.....	15
10.3.3 Construction Has Started But is Not Complete.....	15
10.3.4 Construction Complete.....	16
10.4 <u>Charges for Customers Choosing the Optional Liability</u> <u>Period to Provide Permanent FIA</u>	16
10.5 <u>Charges for Customers Choosing the Standard Liability</u> <u>Period to Provide Permanent FIA</u>	16
10.6 <u>Charges to Provide Temporary FIA</u>	16

FACILITIES FOR INTRASTATE ACCESS

10. SPECIAL CONSTRUCTION

10.1 General

This section contains the regulations, rates and charges applicable for Special Construction of Telephone Company facilities which are used to provide FIA offered under this tariff.

When Special Construction of FIA is required, the provisions of this section apply in addition to regulations, rates and charges set forth in other sections of this tariff.

10.1.1 Conditions Requiring Special Construction

Special Construction is required when facilities are not available to meet a Customer's ASR and one or more of the following conditions exist:

- The Telephone Company has no other requirement for the facilities constructed at the Customer's request;
- The Customer requests that FIA be furnished using a type of facility, or via a route, other than that which the Telephone Company would otherwise utilize in furnishing the requested FIA;
- The Customer requests the construction of more facilities than is required to satisfy its ASR;
- The Customer requests construction be expedited resulting in added cost to the Telephone Company;
- The Customer requests that temporary facilities be constructed until permanent facilities are available;

10.1.2 Filing of Charges

Charges and liabilities for Special Construction will be filed in 10.4, 10.5 and 10.6 following.

When Special Construction is required under conditions that preclude the filing of charges in full accordance with the Michigan Public Service Commission Rules and Regulations (e.g., unavailability of cost details, short notice service date):

- (A) Notification will be made to the Michigan Public Service Commission that Special Construction or special equipment or arrangements have been provided in accordance with this tariff.
- (B) After charges have been filed and have become effective they will apply from the date that the Special Construction was provided.
- (C) Charges and/or Maximum Termination Liabilities for Special Construction of facilities provided by a Connecting Carrier are developed by the Connecting Carrier and are filed by the Telephone Company in this tariff on its behalf.
- (D) Regulations and charges for Special Construction of facilities provided by Other Participating Carriers are filed in their tariffs.

FACILITIES FOR INTRASTATE ACCESS

10. SPECIAL CONSTRUCTION (Cont'd)

10.1 General (Cont'd)

10.1.3 Ownership of Facilities

The Telephone Company retains ownership of all specially constructed facilities, except for those facilities constructed by connecting company or carriers, even though the Customer may be required to pay Special Construction charges.

10.1.4 Interval to Provide FIA

Based on available information and the type of FIA ordered, the Telephone Company will establish a scheduled date for the installation of necessary facilities. The date will be established on an Individual Case Basis and provided to the Customer. The Telephone Company will make every reasonable effort to assure that the date is met. However, circumstances beyond the Telephone Company's control (e.g., backorder of components) may force a reschedule, and a new completion date will be established with the Customer when appropriate.

10.1.5 Special Construction Involving Interstate and Intrastate FIA

When Special Construction involves facilities used to provide both interstate and intrastate FIA, charges for the portion of the construction used to provide intrastate FIA shall be in accordance with this tariff. Charges for the portion of the construction used to provide interstate FIA shall be in accordance with the appropriate FCC tariff.

10.2 Liabilities, Charges and Payments

10.2.1 General

This section describes the various charges and liabilities that apply when the Telephone Company provides Special Construction of FIA as outlined in 10.1.1 preceding, in accordance with a Customer's specific request. Once the Customer is notified of all charges and liabilities, the Customer must provide the Telephone Company with written approval prior to the start of construction. If more than one condition requiring Special Construction is involved, charges for each condition apply (see Conditions Requiring Special Construction, 10.1.1 preceding).

10.2.2 Payment of Charges

Payment is due upon presentation of a bill for a specially constructed facilities.

10.2.3 Start/End of Billing

Billing of recurring charges for specially constructed FIA starts on the day after the FIA are provided. Billing accrues through and includes the day that the specially constructed FIA are discontinued. Monthly charges will be billed one month in advance.

FACILITIES FOR INTRASTATE ACCESS

10. SPECIAL CONSTRUCTION (Cont'd)

10.2 Liabilities, Charges and Payments (Cont'd)

10.2.4 Partial Payment

The Telephone Company will require a Customer which has a proven history of late payments to the Telephone Company, or does not have established credit, to make a partial payment for the portion of the estimated cost of the Special Construction for which the Customer is subject to a nonrecurring charge. Partial payments will be requested as costs are incurred and will be credited to the Customer's account. Partial payments will not exceed the total nonrecurring charge to the Customer for the Special Construction.

10.2.5 Development of Liabilities and Charges

The Customer has the option of accepting the liabilities and charges based on estimated or actual costs. Estimated costs will be used unless the Customer notifies the Telephone Company of the selection of the actual cost option in writing prior to the start of Special Construction.

Under the estimated cost option, Special Construction liabilities and charges are developed based on estimated costs and will be filed in this tariff.

Under the actual cost option, if all actual costs are not available prior to the in-service date of the FIA, estimated Special Construction charges will be filed in this tariff. As soon as the actual costs, including costs of maintaining and filing these costs, are subsequently determined, the estimated charges will be adjusted to reflect the actual costs. The filed charges will then reflect actual costs existing at the time the FIA are provided.

10.2.6 Type of Contingent Liability

Depending on the specifics associated with each individual case, the following Maximum Termination Liability may be applicable for Special Construction.

(A) Maximum Termination Liability

A MTL has two components, an amount and a specified period of time.

The amount is equal to all nonrecoverable costs, less the net salvage value (e.g., depreciation, return, income tax associated with the specially constructed facilities). The amount will be amortized over the average account life of the specially constructed facilities. The standard liability period is the average account life of the specially constructed facilities expressed in years.

FACILITIES FOR INTRASTATE ACCESS

10. SPECIAL CONSTRUCTION (Cont'd)

10.2 Liabilities, Charges and Payments (Cont'd)

10.2.6 Type of Contingent Liability (Cont'd)

(A) Maximum Termination Liability (Cont'd)

At the Customer's option, an optional liability period shorter than the average account life may be established. If the Customer chooses an optional liability period, the MTL amortization schedule will not change. The remaining MTL amount for the period between the expiration of the optional liability period and the expiration of the amortization schedule will be due as a lump sum payment (LS) at the time the optional liability period expires unless the case of Special Construction is extended.

Prior to the expiration of an optional liability period, the Customer has the option to (A) extend the use of the specially constructed FIA establishing a new liability period, or (B) terminate the case of Special Construction and pay the lump sum payment.

The Telephone Company will notify the Customer six months in advance of the expiration date of the optional liability period. The Customer must provide the Telephone Company with written notification of its intentions to be received one month prior to expiration of the optional liability period. Failure to do so, and payment of the next month's charges, will result in extension of the case of the Special Construction and the establishment of a new liability period equal to the remaining amortization period. A Case Preparation Charge will always apply if the Special Construction case is extended.

The MTL and the liability period applicable to specific cases of Special Construction are as set forth in 10.4, 10.5, and 10.6 following.

(B) Reduction of Maximum Termination Liability

The time frames for MTL for Special Construction are expressed by an effective date and an expiration date. The MTL will be reduced for each month the Special Construction FIA is in service. For example, if the MTL period is 10 years, for each month in service the MTL would be reduced by 1/120th.

10.2.7 Types of Charges

Two categories of charges may be applicable for Special Construction. These charges are nonrecurring charges and recurring charges. These categories are described below.

(A) Nonrecurring Charges

One or more of the following nonrecurring charges may apply for each case of Special Construction: case preparation, termination, cancellation, expediting the construction, or optional payment charges.

FACILITIES FOR INTRASTATE ACCESS

10. SPECIAL CONSTRUCTION (Cont'd)

10.2 Liabilities, Charges and Payments (Cont'd)

10.2.7 Types of Charges (Cont'd)

(A) Nonrecurring Charges (Cont'd)

(1) Case Preparation Charge

The charge for case preparation includes the administrative expense associated with preparing and listing the charges in the tariff. This expense includes such items as: (a) tariff preparation and processing and (b) gross receipts and surcharge taxes.

(2) Termination Charge

A Termination Charge applies when, at the Customer's request, FIA provided on specially constructed facilities which have a tariffed Maximum Termination Liability are discontinued prior to the expiration of the liability period.

The charge reflects the unamortized portion of the nonrecoverable cost at the time of termination of the specially constructed FIA adjusted for tax effects, for net salvage and for possible reuse. Administrative costs associated with the specific case of Special Construction and any cost for restoring a location to its original condition are also included. Termination Charges will never exceed the MTL.

(3) Cancellation Charge

If the Customer cancels an ASR with which Special Construction is associated prior to the in-service date of the FIA, a Cancellation Charge will apply. The charge will include all nonrecoverable costs less the net salvage value incurred by the Telephone Company up to and including the time of cancellation.

(4) Expediting Charge

An Expediting Charge applies when a Customer requests that Special Construction be completed on an expedited basis. The charge is equal to the difference in the estimated cost of construction on an expedited basis and construction without expediting.

FACILITIES FOR INTRASTATE ACCESS

10. SPECIAL CONSTRUCTION (Cont'd)

10.2 Liabilities, Charges and Payments (Cont'd)

10.2.7 Types of Charges (Cont'd)

(A) Nonrecurring Charges (Cont'd)

(5) Optional Payment Charge

The Customer may elect to pay an Optional Payment Charge when it requests Special Construction of facilities utilizing (1) a type of facilities or (2) a route other than that which the Telephone Company would otherwise utilize in furnishing the requested service. Payment of this charge will result in a lower recurring charge for the Special Construction. This election must be made in writing, before Special Construction starts.

If this election is coupled with the actual cost option, the Optional Payment Charge will reflect the actual cost of the specially constructed facilities.

(a) Development of Optional Payment Charge

This charge is equal to the excess installed cost or the total nonrecoverable cost, whichever is less (based on estimated or actual costs as elected by the Customer).

Example 1:

Total Installed Cost	\$30,000
Nonrecoverable Cost	20,000
Normal Installed Cost	17,000
Total Installed Cost	\$30,000
Minus Normal Installed Cost	17,000
Equals Excess Installed Cost	13,000
Optional Payment Charge	13,000
Nonrecoverable Cost	\$20,000
Minus Optional Payment Charge	13,000
Equals Investment for MTL Computation	7,000
Remaining Recoverable Excess Installed Cost	0

Since the total installed cost is \$30,000 and the normal installed cost would have been \$17,000, the nonrecurring charge (optional payment) is limited to the difference (i.e., \$13,000). A Maximum Termination Liability would then be established to protect the remaining nonrecoverable cost of \$7,000 which is the difference between the total nonrecoverable cost (\$20,000) and the nonrecurring charge (\$13,000). The remaining excess installed cost in this example is zero. In addition, a recurring charge will be developed as set forth in 10.2.7(B) following.

FACILITIES FOR INTRASTATE ACCESS

10. **SPECIAL CONSTRUCTION** (Cont'd)

10.2 Liabilities, Charges and Payments (Cont'd)

10.2.7 Types of Charges (Cont'd)

(A) Nonrecurring Charges (Cont'd)

(5) Optional Payment Charge (Cont'd)

(a) Development of Optional Payment Charge (Cont'd)

Example 2:

Total Installed Cost	\$30,000
Nonrecoverable Cost	10,000
Normal Installed Cost	17,000
Total Installed Cost	\$30,000
Minus Normal Installed Cost	17,000
Equals Excess Installed Cost	13,000
Optional Payment Charge	10,000
Nonrecoverable Cost	\$10,000
Minus Optional Payment Charge	10,000
Equals Investment for MTL Computation	0
Remaining Recoverable Excess Installed Cost	\$ 3,000

The Optional Payment Charge is limited to the nonrecoverable cost. In this example the Optional Payment Charge equals the nonrecoverable cost. Therefore, there is no Maximum Termination Liability. In addition, a recurring charge will be developed as set forth in 10.2.7(b) following.

(b) Replacement Charge

If any portion of the specially constructed FIA, for which an Optional Payment Charge has been paid, requires replacement involving capital investment, a charge for replacement will apply. This charge will be in the same ratio as the initial Optional Payment Charge was to the installed cost of the specially constructed FIA. The Customer will be notified in writing that the replacement is required. Replacement will not be made without the Customer's ASR. If any portion of the FIA subject to the replacement charge fails, the FIA will not be restored until the Customer orders the replacement.

FACILITIES FOR INTRASTATE ACCESS

10. **SPECIAL CONSTRUCTION** (Cont'd)

10.2 Liabilities, Charges and Payments (Cont'd)

10.2.7 Types of Charges (Cont'd)

(A) Nonrecurring Charges (Cont'd)

(5) Optional Payment Charge (Cont'd)

(b) Replacement Charge (Cont'd)

Example:

Original Total Installed Cost	\$30,000
Original Optional Payment Charge	\$15,000
Subsequent Cost of Replacement	\$ 2,000

Original Optional Payment Charge x
Replacement Cost
Total Installed Cost

$$\frac{\$15,000 \times 2,000}{\$30,000} = 1,000$$

Replacement Charge \$1,000

(B) Recurring Charges

(1) General

(a) These charges apply on a monthly or annual basis for specially constructed FIA. There are three conditions for which recurring charges apply:

- When a Customer requests construction of more facilities than are necessary to provide the FIA currently ordered.
- When a Customer requests a facility route or type other than that which the Telephone Company would utilize to provide a FIA.
- When a Customer's request results in the Telephone Company leasing transmission or other equipment from private vendors to provide a FIA (Lease Charge).

(b) In some cases, the Customer may request that the Special Construction nonrecurring charge be amortized over the life of the Special Construction contract. In such cases, the Telephone Company will note the expiration of the recurring charge.

(2) Excess Capacity Charge

An Excess Capacity Charge applies when the Customer requests more facilities be constructed than are required to satisfy the Customer's ASR. The charge is based on the estimated cost difference between the facilities constructed at the Customer's request and the facilities actually required to meet the Customer's ASR.

FACILITIES FOR INTRASTATE ACCESS

10. **SPECIAL CONSTRUCTION** (Cont'd)

10.2 Liabilities, Charges and Payments (Cont'd)

10.2.7 Types of Charges (Cont'd)

(B) Recurring Charges (Cont'd)

(2) Excess Capacity Charge (Cont'd)

Example:

A Customer has an immediate FIA requirement which would require a 100 pair cable but requests the installation of a 300 pair cable to allow for growth.

Total Installed Cost (300 pair)	\$2,500
Estimated Annual Cost	920
Estimated Installed Cost (100 pair)	1,000
Estimated Annual Cost	368

Excess Recurring Charge: Annually $\$920 - 368 = 552$
Monthly $\$552 - 12 = 46$

This charge applies until such time as the Customer orders sufficient FIA to necessitate use of a large size cable (e.g., 200 pair cable). At that time the recurring charge is adjusted as indicated in the following example:

Total Installed Cost (300 pair)	\$2,500
Estimated Annual Cost	920
Estimated Installed Cost (200 pair)	1,000
Estimated Annual Cost	683

Excess Recurring Charge: Annually $\$920 - 683 = 237$
Monthly $\$237 - 12 = 19.75$

The charge is revised in this manner until the number of FIA being provided would require a 300 pair cable, at which time the Excess Capacity Charge is no longer applied. The charge would be reapplied if the number of FIA declined to a level which would not require a 300 pair cable.

Such charges will continue to apply to all facilities held in abeyance until the period of termination liability expires. If facilities are still held in abeyance after the termination liability expires, a new schedule of rates will be calculated and such rates will apply as long as facilities are held in abeyance for the Customer.

FACILITIES FOR INTRASTATE ACCESS

10. SPECIAL CONSTRUCTION (Cont'd)

10.2 Liabilities, Charges and Payments (Cont'd)

10.2.7 Types of Charges (Cont'd)

(B) Recurring Charges (Cont'd)

(3) Charge for Route or Type Other Than Normal

When the Customer requests Special Construction using a route or type of FIA other than that which the Telephone Company would normally use, a recurring charge is applicable. The charge is the difference between the estimated recurring costs of the specially constructed FIA and the estimated recurring costs of the FIA the Telephone Company would normally use. The charge will be no greater than the recurring costs of the specially constructed FIA.

- (a) If the Customer elects to pay an Optional Payment Charge, the portion of the recurring charge for the excess investment covered by the optional payment excludes capital cost items (depreciation, return on investment and Federal income tax on that return). The remaining recurring expense cost items associated with the optional payment (maintenance, administration, and other taxes) are increased by a ten percent management fee and will be included in the recurring charge.

The portion of any recurring charge associated with any remaining Special Construction investment will include both capital and expense costs. The ten percent management fee is not applied to this portion of the recurring charge.

FACILITIES FOR INTRASTATE ACCESS

10. **SPECIAL CONSTRUCTION** (Cont'd)

10.2 Liabilities, Charges and Payments (Cont'd)

10.2.7 Types of Charges (Cont'd)

(B) Recurring Charges (Cont'd)

(3) Charge for Route or Type Other Than Normal

DEVELOPMENT OF RECURRING MONTHLY CHARGE FOR OPTIONAL PAYMENTS

For example 1 see 10.2.7(A)(6)(a)

	<u>SPECIAL ROUTE OR TYPE OF FIA</u>			<u>NORMAL</u>
	<u>A</u>	<u>B</u>	<u>C</u>	<u>D</u>
	Optional Payment Nonrecurring Charge For Special Const. FIA	Specially Constructed FIA Less Nonrecurring Charges	Existing Facilities	Normal Route/Type Facilities
	\$13,000	\$17,000		17,000
1. Depreciation	-	\$ 1,122		\$ 408
2. Federal Income Tax and Return	-	2,142		2,346
3. Maintenance	\$ 1,131	1,479		799
4. Administration	455	595		595
5. Other taxes	286	37		374
6. Sub Total	1,872	-		-
7. 10% x Line 6	187	-	-	-
8. Totals	(A) \$ 2,059	(B) \$ 5,712	(C)	(D) \$ 4,522

A + B = \$7,771

A + B + C = 7,771

(A + B + C) - D = 3,249

Excess Recurring Charge:* Annually \$3,249.00

Monthly \$ 270.75

*The lower of (A+B+C)-D, or (A+B)

FACILITIES FOR INTRASTATE ACCESS

10. **SPECIAL CONSTRUCTION** (Cont'd)

10.2 Liabilities, Charges and Payments (Cont'd)

10.2.7 Types of Charges (Cont'd)

(B) Recurring Charges (Cont'd)

(3) Charge for Route or Type Other Than Normal (Cont'd)

(a) (Cont'd)

For example 2 see 10.2.7(A)(6)(a)

	<u>SPECIAL ROUTE OR TYPE OF FIA</u>			<u>NORMAL</u>
	<u>A</u>	<u>B</u>	<u>C</u>	<u>D</u>
Optional Payment				
Nonrecurring Charge For Special Const. FIA	\$10,000			
Specially Constructed FIA Less Nonrecurring Charges		\$20,000		
Existing Facilities				Normal Route/Type Facilities
				\$17,000
1. Depreciation	-	\$ 1,320		\$ 408
2. Federal Income Tax and Return	-	2,520		2,346
3. Maintenance	\$ 870	1,740		799
4. Administration	350	700		595
5. Other taxes	220	440		374
6. Sub Total	1,440	-	-	-
7. 10% x Line 6	144	-	-	-
8. Totals	(A) \$ 1,584	(B) \$ 6,720	(C) -	(D) \$ 4,522

A + B = \$8,304
 A + B + C = 8,304
 (A + B + C) - D = 3,782

Excess Recurring Charge:* Annually \$3,782.00
 Monthly \$ 315.17

*The lower of (A+B+C)-D, or (A+B)

(b) If the Customer has elected the actual cost option, the recurring charge will be adjusted to reflect the actual cost of the new construction when the cost is determined. This adjusted recurring charge is applicable from the start of FIA.

Issued: August 17, 2010

Effective: August 18, 2010

By Kenneth Mason Vice President

Rochester, New York

FACILITIES FOR INTRASTATE ACCESS

10. SPECIAL CONSTRUCTION (Cont'd)

10.2 Liabilities, Charges and Payments (Cont'd)

10.2.7 Types of Charges (Cont'd)

(B) Recurring Charges (Cont'd)

(4) Lease Charge

A Lease Charge applies when the Telephone Company leases equipment, (e.g., portable microwave equipment) in order to provide FIA to meet the Customer's requirements. The amount of the charge is the net added cost to the Telephone Company caused by the lease.

10.2.8 Application of Charges

The charges for Special Construction are those charges which are in effect for the period that the Special Construction is furnished. If the charges for a period covered by a bill change after the bill has been rendered, the bill will be adjusted to reflect the new charges. Charges are based on Special Construction of (A) permanent FIA or (B) temporary FIA.

(A) Special Construction of Permanent FIA

(1) Special Construction When Not Available and There is No Other Requirement for Them

When permanent FIA are not available and the Telephone Company constructs them and there is no other Telephone Company need for the specially constructed FIA, a nonrecurring charge and a Maximum Termination Liability may be applicable.

(2) Special Construction Using a Route or Type of FIA Other Than Normal

When the specially constructed FIA involve a route or type of FIA other than that which the Telephone Company would ordinarily use, charges are based on the difference between the estimated costs of the specially constructed FIA and those the Telephone Company would ordinarily use. A nonrecurring charge, a recurring charge, and a Maximum Termination Liability may be applicable.

(3) Special Construction of a Greater Quantity of FIA Than Necessary to Satisfy the Customer's Order for Service

When the Telephone Company constructs more FIA than is required to satisfy the Customer's ASR, additional charges will apply. These charges may include a nonrecurring charge, a recurring charge, and a Maximum Termination Liability.

FACILITIES FOR INTRASTATE ACCESS

10. SPECIAL CONSTRUCTION (Cont'd)

10.2 Liabilities, Charges and Payments (Cont'd)

10.2.8 Application of Charges (Cont'd)

(A) Special Construction of Permanent FIA (Cont'd)

(4) Special Construction Expedited at Greater Cost Than Would Otherwise be Incurred

When construction is expedited resulting in added costs, a nonrecurring Expediting Charge applies.

(B) Special Construction of Temporary FIA Order

When permanent FIA are not available and temporary FIA are constructed pending the construction of permanent FIA, a nonrecurring charge and a Maximum Termination Liability may be applicable.

10.3 Deferral of the In-Service Date of FIA

10.3.1 General

The Customer may request the Telephone Company to defer the in-service date of FIA on specially constructed FIA subject to the provisions as set forth in 3.2.2(A) preceding. If the deferral is not in compliance with the provisions as set forth in 3.2.2(A), the Special Construction case is considered to be cancelled and cancellation charges apply. Requests for deferral must be in writing and are subject to the following regulations.

10.3.2 Construction Has Not Started

If the Telephone Company has not incurred any costs (e.g., engineering and/or installation) before receiving the Customer's request for deferral, no charge applies other than the Case Preparation Charge. However, the original quotation is subject to Telephone Company review at the time of reinstatement to determine if the original charges are still valid. Any change in liabilities and charges requires the concurrence of the Customer in writing. Additional Case Preparation Charges will also apply.

10.3.3 Construction Has Started But Is Not Complete

If the construction of FIA has started, but has not been completed, before the Telephone Company receives the Customer's request for deferral, charges apply. The charges vary depending on whether all or some of the FIA ordered are deferred.

(A) All FIA Are Deferred

When all FIA involving Special Construction are deferred, a charge equal to the costs incurred during each month of the deferral applies. Those costs include the recurring costs for that portion of the FIA already completed and any other costs associated with the deferral. The Case Preparation Charge also applies.

FACILITIES FOR INTRASTATE ACCESS

10. SPECIAL CONSTRUCTION (Cont'd)

10.3 Deferral of the In-Service Date of FIA (Cont'd)

10.3.3 Construction Has Started But Is Not Complete (Cont'd)

(B) Some But Not All FIA are Deferred

When some, but not all, FIA utilizing the specially constructed FIA are deferred, the Special Construction case will be completed. Maximum Termination Liability will apply in addition to Case Preparation Charges and any recurring charges associated with the Special Construction.

10.3.4 Construction Complete

If the construction of FIA has been completed before the Telephone Company receives the Customer's request for deferral, the Case Preparation Charge as originally determined will apply, and any recurring charges associated with the Special Construction. The maximum termination liability period will begin when the Customer accepts the service.

10.4 Charges for Customers Choosing the Optional Liability Period to Provide Permanent FIA

This section contains the Special Construction charges to provide permanent FIA to individual Customers. Charges are developed on an Individual Case Basis for a specific Customer and filed in this section.

10.5 Charges for Customers Choosing the Standard Liability Period to Provide Permanent FIA

This section contains the Special Construction charges to provide permanent FIA to individual Customers. Charges are developed on an Individual Case Basis for a specific Customer and filed in this section.

10.6 Charges to Provide Temporary FIA

This section contains the Special Construction charges to provide temporary facilities to individual Customers. Charges are developed on an Individual Case Basis for a specific Customer and filed in this section.

FACILITIES FOR INTRASTATE ACCESS

SECTION 14 TABLE OF CONTENTS

11. <u>SPECIAL FEDERAL GOVERNMENT FIA</u>	<u>Page</u>
11.1 <u>General</u>	2
11.2 <u>Emergency Conditions</u>	2
11.3 <u>Intervals to Provide FIA</u>	3
11.4 <u>Safeguarding of FIA</u>	3
11.4.1 <u>FIA Availability</u>	3
11.5 <u>Federal Government Regulations</u>	3
11.6 <u>FIA Offerings to the Federal Government</u>	4
11.6.1 <u>Type and Description</u>	4
11.6.2 <u>Mileage Application</u>	9
11.6.3 <u>Rates and Charges</u>	10

FACILITIES FOR INTRASTATE ACCESS

11. SPECIAL FEDERAL GOVERNMENT FIA

11.1 General

This section covers FIA that are provided for use only by agencies or branches of the Federal Government and other users authorized by the Federal Government. FIA provided to state emergency operations centers are included. These FIA provide for command and control communications, including communications for national security, emergency preparedness and presidential requirements. They are required to assure continuity of Government in emergency and crisis situations and to provide for national security.

FIA for command and control communications and for national security and emergency preparedness are sometimes required within a short time frame. These provisions are especially needed to meet presidential requirements or in response to natural, man made, or declared emergencies. Requirements of this type cannot be forecasted and are usually needed for a relatively short period. The provision of FIA under these conditions may require the availability of facilities, such as portable microwave equipment, etc., which are provided on a temporary basis.

11.2 Emergency Conditions

These FIA will be provided on the date requested or as soon as possible thereafter when the emergency falls into one of the following categories:

State of crisis declared by the National Command Authorities (includes commitments made to the National Communications System in the "National Plan for Emergencies and Major Disasters").

Efforts to protect endangered U.S. personnel or property both in the U.S. and abroad (includes space vehicle recovery and protection efforts).

Communications requirements resulting from hostile action, a major disaster or a major civil disturbance.

The Director (Cabinet level) of a Federal Department, Commander of a Unified/ Specified Command, or Head of a Military Department has certified that a communications requirement is so critical to the protection of life and property or to the National Defense that it must be processed immediately.

Political unrest in foreign countries which affect the National Interest.

Presidential Service.

FACILITIES FOR INTRASTATE ACCESS

11. SPECIAL FEDERAL GOVERNMENT FIA (Cont'd)

11.3 Intervals to Provide FIA

ASRs may be placed under the provisions set forth in 3.2.1 preceding.

11.4 Safeguarding of FIA

11.4.1 FIA Availability

In order to insure communications during periods of emergency, the Telephone Company will (within the limits of good management) make available the necessary facilities to restore FIA in the event of damage or to provide temporary emergency FIA.

In order to meet the requirements of agencies or branches of the Federal Government, the Telephone Company may utilize Government-owned facilities, when necessary, to provide FIA.

11.5 Federal Government Regulations

FIA provided to the Federal Government will be billed in arrears, as required by Federal procurement or disbursement regulations, or as established by law. ICs providing service to the Federal Government are not entitled to the benefits of those laws or regulations providing for billing the Federal Government in arrears.

FACILITIES FOR INTRASTATE ACCESS

11. SPECIAL FEDERAL GOVERNMENT FIA (Cont'd)

11.6 FIA Offerings to the Federal Government

The following FIA are provided only for agencies or branches of the Federal Government. Access Services provided to the Federal Government but not specified in the following will be provided in accordance with the regulations and at the rates contained in other sections of this tariff.

11.6.1 Type and Description

(A) Voiceband Special Access

(1) Voice Grade Secure Communications Type 1

Approximate bandwidth of 10-50000 Hz. Furnished for two-point secure communications on two-wire or four-wire metallic facilities between two or more CDLs and an end user's premises. Special Access is conditioned as follows:

T-3 Conditioning - The absolute loss (referenced to one milliwatt) with respect to frequency shall not exceed:

15 dB at 10 Hz
13 dB at 100 Hz
12 dB at 1000 Hz
20 dB at 10000 Hz
30 dB at 50000 Hz

Additional conditioning (available in one or two directions on four-wire facilities only) to provide the following characteristics:

The absolute loss (referenced to one milliwatt) with respect to frequency shall not exceed:

0 dB at 1000 Hz
 ± 1 dB between 1000 Hz and 40000 Hz
 ± 2 dB between 10 Hz and 50000 Hz (+ means more loss)

The net loss of the conditioned Special Access (with or without additional conditioning) shall not vary by more than 4 dB at 1000 Hz from the levels specified above. Voice frequency signaling or supervisory tones can be transmitted.

FACILITIES FOR INTRASTATE ACCESS

11. SPECIAL FEDERAL GOVERNMENT FIA (Cont'd)

11.6 FIA Offerings to the Federal Government (Cont'd)

11.6.1 Type and Description (Cont'd)

(A) Voiceband Special Access (Cont'd)

(2) Voice Grade Secure Communications Type II

Approximate bandwidth 10-50000 Hz. Furnished on four-wire metallic facilities for duplex operation for two-point secure communication between CDL and an end user's premises. Special Access is conditioned as follows:

G-1 Conditioning - The absolute loss with respect to frequency and the net loss variation shall be the same as Voice Grade Secure Communications Type I Special Access without additional conditioning. Voice frequency signaling or supervisory tones can be transmitted.

(3) Voice Grade Secure Communications Type III

Approximate bandwidth 10-50000 Hz. Furnished on four-wire metallic facilities for duplex operation for two-point secure communication between CDL and an end user's premises. Special Access is conditioned as follows:

G-2 Conditioning - The absolute loss with respect to frequency and the net loss variation from the CDL to the end user's premises shall be the same as Voice Grade Secure Communications Type I, Special Access without additional conditioning; and from the end user's premises to the CDL shall be the same as Voice Grade Secure Communications Type I Special Access with additional conditioning. Voice frequency signaling or supervisory tones can be transmitted.

(4) Voice Grade Secure Communications Type IV

Approximate bandwidth 10-50000 Hz. Furnished on four-wire metallic facilities for duplex operations for two-point secure communications between two CDLs. Special Access is conditioned as follows:

G-3 Conditioning - The absolute loss with respect to frequency and the net loss variation shall be the same in both directions of transmission as Voice Grade Secure Communications Type I Special Access with additional conditioning. Voice frequency signaling or supervisory tones can be transmitted.

FACILITIES FOR INTRASTATE ACCESS

11. SPECIAL FEDERAL GOVERNMENT FIA (Cont'd)

11.6 FIA Offerings to the Federal Government (Cont'd)

11.6.1 Type and Description (Cont'd)

(B) Special Wideband Digital Special Access

Special Access arrangements for secured communications to accommodate the transmission of binary digital baseband signals in a random polar format.

(1) Wideband Secure Communications Type I

For transmission at the rate of 18,750 bits per second.

(2) Wideband Secure Communications Type II

For transmission at the rate of 50,000 bits per second.

(3) Wideband Secure Communications Type III

To accommodate the transmission of restored polar two-level facsimile signals with a minimum signal element width of 20 microseconds at a rate of 50,000 bits per second.

To accommodate the transmission of binary digital baseband signals in a random polar format at the rate of 50,000 per second.

(C) Federal Payment Plan (FPP) - DS1/DDS/Four-Wire Voiceband/DS3

(1) Description

The Federal Payment Plan (FPP) - DS1, DDS, Four-Wire Voiceband or DS3 Service will be provided to the Federal Government or any Customer awarded a contract, with a minimum three year period, to provide telecommunications service(s) for the exclusive use of the Federal Government and its authorized agents. The FPP will allow each of the Federal Government's authorized Customers providing network services under contract to obtain DS1, DDS, Four-Wire Voiceband and DS3 SALs at rates contained in this section. FPP DS3 Services will be filed under 11.6.3(D) on an Individual Case Basis (ICB). In addition to the specific terms and conditions of this plan, all other regulations in Section 5 pertaining to DS1, DDS, Four-Wire Voiceband and DS3 Services are applicable. For Special Transport associated with DDS and Four-Wire voiceband FPP services, the RSP monthly recurring charges set forth under Section 5.7.15(A) will apply, as follows: For a three year FPP term, the three year RSP transport rate is applicable. For either the five year or six to fifteen year terms, the five year RSP transport rate will apply. All other associated rate elements or additional features are available at the tariffed rates and regulations. Special construction may apply as specified in Section 10.

(2) FPP Enrollment

At enrollment, unless the Customer of record is the Federal Government, will provide in writing, a description of the Federal Government contract, a forecast of services desired, and a term ending date which may be three years, five years, or six years not to exceed 15 years. If the option of six to fifteen years is chosen, the ending date must be the same as the government contract ending date.

FACILITIES FOR INTRASTATE ACCESS

11. SPECIAL FEDERAL GOVERNMENT FIA (Cont'd)

11.6 FIA Offerings to the Federal Government (Cont'd)

11.6.1 Type and Description (Cont'd)

(C) Federal Payment Plan (FPP) - DS1/DDS/Four-Wire Voiceband/DS3 (Cont'd)

(3) Adding Services to the Plan

Except for FPP DS3 Service which is provided on an ICB basis, the Customer may add DS1, DDS or Four-Wire Voiceband services to the plan at any time during the term of the FPP. The services added will have the same term ending date.

(4) Rebid Provision

If as a result of a Federal Government contract rebid provision any DS1, DDS or Four-Wire Voiceband services under an FPP are discontinued by the Customer as a direct result of the rebid process, termination liabilities will not apply.

(5) Mandated Site Closing

If, as a result of a Federal Government mandated site closing, any DS1, DDS, Four-Wire Voiceband or DS3 Services under the FPP are discontinued, termination liabilities will not apply.

(6) CDL Change

In the case where the government agency(s) at a current CDL chooses or is ordered to move to a new CDL, and the new CDL requires the same or more DS1, DDS or Four-Wire Voiceband services, no termination liabilities will apply.

(7) Change in Term

Should the Federal Government extend their contract and the Customer wants to extend the FPP to match the new contract, the Customer shall provide written notice to the Telephone Company. The Telephone Company will extend the ending date to match the new contract date. If the term ends and the Customer does not provide us with a new ending date within 90 days, the rates will be converted to the standard month-to-month rates. The same term originally established will be used when applying rates unless the Customer qualifies for longer term rates based on the remaining life of the term.

(8) Multiple Contracts

Each Customer that has contracts with the Federal Government may have multiple contracts and a different ending date for each Federal Government contract.

FACILITIES FOR INTRASTATE ACCESS

11. **SPECIAL FEDERAL GOVERNMENT FIA** (Cont'd)

11.6 FIA Offerings to the Federal Government (Cont'd)

11.6.1 Type and Description (Cont'd)

(C) Federal Payment Plan (FPP) - DS1/DDS/Four-Wire Voiceband/DS3 (Cont'd)

(9) Upgrade to Higher Speed Service

The Customer may choose to upgrade service to a higher speed during the FPP period. The upgraded service will be subject to all appropriate NRCs. If the term selected for the higher speed service extends for a longer period than the remaining time of the FPP or seven years if there is more than seven years remaining on the FPP, no termination liabilities will apply.

(10) Termination Liabilities

Except for FPP DS3 Service, when an FPP service is discontinued prior to the end of the period, termination liability charges will apply based on the remainder of FPP period and the date of the disconnect. The termination liability rates shall be as follows:

<u>Year in Which Service is Discontinued</u>	<u>Liability Rate</u>
1 - 3	20%
4 - 15	10%

(11) NRCs

There will be no nonrecurring charges for DS1 SALs ordered for FPP Services; however, nonrecurring charges in Section 5 pertaining to DDS and Four-Wire Voiceband services will apply for installation of new DDS and Four-Wire Voiceband SALs. The NRC associated with an ICB for FPP DS3 Services will be filed under 11.6.3(D).

(12) Rate Changes

The FPP rates will be at or below the Term Payment Plan (TPP) rates if TPP is available in Section 5. The 6 to 15 year FPP rate will be less than the 5 year FPP rate.

(D) (Reserved for Future Use)

(E) Switched Data Service

(1) Switched 56

This option provides for a connection capable of up to 56 Kbps digital transmission between the Customer's CDL and a technically capable end office. Switched Data Service lines connected at those technically capable end offices will be accessed on a switched basis for digital transmission up to 56 Kbps. These locations are identified in the National Exchange Carrier Association, Inc., Tariff FCC No. 4 Wire Center and Interconnection Information.

This option is provided only with FGD or BSA-D as set forth in Section 4. This trunk group requires the use of a DS1 digital interface as described in Section 4.2.3(B)(6).

Access is made via the standard dialing pattern as set forth in Section 4.2.1(D)(8) and 4.2.2(D)(8).

FACILITIES FOR INTRASTATE ACCESS

11. SPECIAL FEDERAL GOVERNMENT FIA (Cont'd)

11.6 FIA Offerings to the Federal Government (Cont'd)

11.6.1 Type and Description (Cont'd)

(E) Switched Data Service (Cont'd)

(2) Switched 64

This option provides for a connection capable of up to 64 Kbps digital transmission with clear channel capability between the Customer's CDL and a technically capable end office. Clear Channel Capability allows for full bandwidth availability to the Customer with no part of the channel used for control, framing or signaling.

Switched 64 requires all digital facility including the use of a DS1 digital interface as described in Section 4.2.3(B)(6) and is available only with FGD or BSA-D, as set forth in Section 4, from end offices capable of providing SS7 signaling, Bipolar with Eight Zero Substitution (B8ZS) line code format and Integrated Services Digital Network (ISDN) or other Switched Data based services. These locations are identified in the National Exchange Carrier Association, Inc., Tariff FCC No. 4 Wire Center and Interconnection Information.

Access is made via the standard dialing pattern as set forth in Section 4.2.1(D)(8) and 4.2.2(D)(8).

11.6.2 Mileage Application

Mileage for rate application is the airline distance measured between the two related Special Access terminating points (i.e., CDLs and end user premises).

FACILITIES FOR INTRASTATE ACCESS

11. **SPECIAL FEDERAL GOVERNMENT FIA** (Cont'd)

11.6 FIA Offerings to the Federal Government (Cont'd)

11.6.3 Rates and Charges

(A) Voiceband Special Access

The provision of T-3 and G conditioned Special Access contemplates station and tandem switching operations using customer provided equipment, as well as Special Access. Separate narrowband or voice grade Special Access, where required by the customer provided equipment or switching operation, are furnished in accordance with the applicable sections of this tariff.

<u>Voice Grade Secure Communications</u>	<u>Monthly Rates</u>	<u>Nonrecurring Charges</u>	<u>Termination Charges</u>
--	--------------------------	---------------------------------	--------------------------------

Type I, each T-3 Conditioning	ICB rates and charges apply		
----------------------------------	-----------------------------	--	--

Additional Conditioning, per Special Access termination	ICB rates and charges apply		
---	-----------------------------	--	--

Type II, each G-1 Conditioning	ICB rates and charges apply		
-----------------------------------	-----------------------------	--	--

Type III, each G-2 Conditioning	ICB rates and charges apply		
------------------------------------	-----------------------------	--	--

Additional Conditioning, per Special Access termination	ICB rates and charges apply		
---	-----------------------------	--	--

Type IV, each G-3 Conditioning	ICB rates and charges apply		
-----------------------------------	-----------------------------	--	--

Additional Conditioning, per Special Access termination	ICB rates and charges apply		
---	-----------------------------	--	--

(B) Special Wideband Digital Special Access

<u>Wideband Secure Communications</u>	<u>Monthly Rates</u>	<u>Nonrecurring Charges</u>	<u>Termination Charges</u>
---	--------------------------	---------------------------------	--------------------------------

Type I, each	ICB rates and charges apply		
--------------	-----------------------------	--	--

Type II, each	ICB rates and charges apply		
---------------	-----------------------------	--	--

Type III, each	ICB rates and charges apply		
----------------	-----------------------------	--	--

FACILITIES FOR INTRASTATE ACCESS

11. **SPECIAL FEDERAL GOVERNMENT FIA** (Cont'd)

11.6 FIA Offerings to the Federal Government (Cont'd)

11.6.3 Rates and Charges (Cont'd)

(C) Federal Payment Plan (FPP) - DS1/DDS/Four-Wire Voiceband

	<u>Each Special Access Line</u>		
	<u>Three Year Monthly Rate</u>	<u>Five Year Monthly Rate</u>	<u>Six to Fifteen Year Monthly Rate</u>
(1) DS1 Service	\$160.00	\$140.00	\$115.00
(2) DDS Service			
(a) 2.4, 4.8, 9.6, 19.2 Kbps	\$ 63.84	\$ 60.80	\$ 60.00
(b) 56, 64 Kbps	83.79	79.80	78.50
(3) Four-Wire Voiceband	\$ 34.05	\$ 32.43	\$ 32.26

(D) Federal Payment Plan (FPP) - DS3 Service

(Reserved for Future Use)

(E) Move Charges

When a Special Access requiring T-3 conditioning, T-3 additional conditioning, or a Special Access requiring G conditioning as set forth in (A) preceding, is moved to a different building, the nonrecurring charge applies; when moved to a new location in the same building, a charge of one-half the nonrecurring charge applies.

When any FIA for which a termination charge is specified is moved and is installed at a new location the Customer may elect:

- (1) to pay the unexpired portion of the termination charge for the FIA, if any, with the application of a nonrecurring charge and the establishment of a new termination charge for such FIA at the new location, or
- (2) to continue the FIA subject to the unexpired portion of the termination charge, if any, and pay the estimated costs of moving such FIA, provided that the Customer requests these charges be quoted prior to ordering the FIA move. Charges for moving such FIA will be based on estimated costs attributable to the move.

Move charges include the estimated costs of removal, restoration of FIA necessitated by the move, transportation, storage, reinstallation, engineering, labor, supervision, materials, administration, taxes, and any other specific items of cost directly attributable to the move.

(G) High Capacity DS1 Service

For Special Federal Government access arrangements, High Capacity DS1 SALs will be rated as set forth in Section 5 and/or Section 11.8.3(C) but will be offered with Clear Channel Capability as a nonchargeable option. Clear Channel Capability is described in 5.8.1.

FACILITIES FOR INTRASTATE ACCESS

SECTION 15 TABLE OF CONTENTS

	<u>Page</u>
12. <u>CARRIER COMMON LINE SERVICE</u>	
12.1 <u>General</u>	2
12.2 <u>Description of Carrier Common Line Charges</u>	2
12.3 <u>Obligation of the Customer</u>	2
12.4 <u>Rate Regulations</u>	3
12.5 <u>Rates and Charges</u>	14

FACILITIES FOR INTRASTATE ACCESS

12. CARRIER COMMON LINE SERVICE

12.1 General

Carrier Common Line charges are applicable in conjunction with Switched Access Service provided in Section 4 of this tariff.

12.2 Description of Carrier Common Line Access Service

12.2.1 Description

Carrier Common Line charges compensate the Telephone Company for the use of Telephone Company provided common lines by Customers for access to end users in furnishing Intrastate Communications.

A Special Access Surcharge will apply to intrastate Special Access service provided by the Telephone Company to a Customer, in accordance with regulations as set forth in 5.6.9.

12.2.2 Limitations

(A) Exclusions

Neither a telephone number nor detail billing are provided with Carrier Common Line access. Additionally, directory listings and intercept arrangements are not included in the rates and charges for Carrier Common Line access.

(B) WATS/WATS-type Access Lines

Where Switched Access Services are connected with Special Access Services at Telephone Company designated WATS Serving Offices for the provision of WATS/WATS-type Services, Switched Access Service minutes which are carried on that end of the service (i.e., originating minutes for outward WATS/WATS-type services and terminating minutes for inward WATS/WATS-type services) shall not be assessed Carrier Common Line per minute charges with the following exception. Carrier Common Line per minute charges shall apply when FGA, FGB, BSA-A or BSA-B Switched Access is ordered from a nonequal access Telephone Company end office or Telephone Company access tandem that does not have measurement capabilities, (i.e., cannot create an Automatic Message Accounting record).

12.3 Obligations of the Customer

12.3.1 Switched Access Service Requirement

Switched Access Service associated with the Carrier Common Line charges shall be ordered by the Customer under other sections of this tariff.

12.3.2 Supervision

The Customer facilities at the premises of the ordering Customer shall provide the necessary on-hook and off-hook supervision.

FACILITIES FOR INTRASTATE ACCESS

12. CARRIER COMMON LINE SERVICE (Cont'd)

12.4 Rate Regulations

12.4.1 Description and Application of Rates

(A) Billing of Charges

Carrier Common Line charges will be billed to each Switched Access Service provided under this tariff in accordance with the regulations as set forth in (E) following, except as set forth in (D) following and 12.4.3(D).

(B) Measuring and Recording of Call Detail

When access minutes are used to determine Carrier Common Line charges, they will be accumulated using call detail recorded by Telephone Company equipment except as set forth in (C) following and FGC or BSA-C operator and automated operator services systems call detail such as operator-DDD, operator-person, collect, credit card, third number and/or other like calls recorded by the Customer. The Telephone Company measuring and recording equipment, except as set forth in following, will be associated with end office or access tandem switching equipment and will record each originating and terminating access minute, as described in 4.5.2(l), where answer supervision is received. The accumulated access minutes will be summed on a line by line or trunk by trunk basis, by access group or by end office, whichever type of account is used by the Telephone Company, for each Customer and then rounded to the nearest minute.

(C) Unmeasured FGA, FGB, BSA-A and BSA-B Usage

When Carrier Common Line charges are applicable in association with FGA, FGB, BSA-A or BSA-B Switched Access Service in Telephone Company offices that are not equipped for measurement capabilities, an assumed average intrastate access minutes will be used to determine Carrier Common Line charges. These assumed access minutes are as set forth in 4.5.2(l)(3) and 4.6.6.

(D) Mixed Interstate and Intrastate Usage

When the Customer reports interstate and intrastate use of Switched Access Service, Carrier Common Line charges, as set forth in 12.5, will be billed only to intrastate Switched Access Service access minutes based on the data reported by the Customer, as set forth in 4.3.2 and 4.5.2(D), except where the Telephone Company is billing according to actual usage by jurisdiction. Intrastate Switched Access Service access minutes will, after adjustment as set forth in 12.4.3(D), when necessary, be used to determine Carrier Common Line charges as set forth in (E) following.

FACILITIES FOR INTRASTATE ACCESS

12. CARRIER COMMON LINE SERVICE (Cont'd)

12.4 Rate Regulations (Cont'd)

12.4.1 Description and Application of Rates (Cont'd)

(E) Determination of Premium and Nonpremium Charges

The application of premium and nonpremium rates for a specific Customer, as described in 4.5.2(H)(1), is dependent upon the Switched Access feature group and the availability of equal access capabilities in the end office or the WATS Serving Office from which the service is provided.

After the adjustments, as set forth in (D) preceding and 12.4.3(D), have been applied, when necessary, to Switched Access Service access minutes, charges for the involved Customer account will be determined as follows:

- (1) Premium rated Switched Access Service minutes subject to Carrier Common Line charges will be multiplied by the premium access per minute rate as set forth in 12.5.
- (2) Nonpremium rated Switched Access Service minutes subject to Carrier Common Line charges will be multiplied by the nonpremium access per minute rate as set forth in 12.5.
- (3) Carrier Common Line charges shall not be reduced, as set forth in 12.4.3(A), unless Switched Access charges, as set forth in Section 4, are applied to the Customer's Switched Access Services.
- (4) Terminating premium access or nonpremium access, per minute charge(s) apply to:
 - All terminating access minutes of use;
 - Less those terminating access minutes of use associated with Mobile Telephone Switching Offices (MTSOs).
 - All originating access minutes of use associated with FGA or BSA-A Access Services where the off-hook supervisory signaling is forwarded by the Customer's equipment when the called party answers;
 - All originating access minutes of use associated with calls placed to Service Access Code numbers, less those originating access minutes of use associated with calls placed to 500, 700, 800, 888 and 900 numbers for which the Customer furnishes a report of either the number of minutes or a report of the percent of minutes that terminate to a subscriber or common line, rather than a dedicated access line. This report will be provided by the Customer on a quarterly basis, indicating for each month thereof or quarter, the information as set forth preceding in order to calculate the common line charges.

FACILITIES FOR INTRASTATE ACCESS

12. CARRIER COMMON LINE SERVICE (Cont'd)

12.4 Rate Regulations (Cont'd)

12.4.1 Description and Application of Rates (Cont'd)

(E) Determination of Premium and Nonpremium Charges (Cont'd)

(4) (Cont'd)

The Customer will provide a report indicating separate common line information for 500, 700, 800, 888 and 900 access minutes, at a statewide level and by jurisdiction. This report shall also include the applicable Access Customer Name Abbreviation [ACNA(s)].

The report will be based on the calendar year and will be due by the 15th day of the month preceding the quarter for which it is to be applied in order to become effective with the first full month of usage. Should the report be received after the 15th day of the month, the Telephone Company will make every effort to process the report as set forth above. When received by the Telephone Company as described herein, the quarterly report will be used for calculating common line charges on a current bill basis for the next three months usage.

Prorating or backbilling will not occur based on the report. Any under or over estimation should be reflected in the subsequent quarterly report.

If a billing dispute arises concerning the Customer provided report, the Telephone Company will request the Customer to provide the data used to develop the report. The Telephone Company will not request such data more than once a year. The Customer shall supply the data within 30 days of the Telephone Company's request.

In the event the Customer fails to provide a quarterly report, the Telephone Company will use the previously reported information to calculate the common line charges.

FACILITIES FOR INTRASTATE ACCESS

12. CARRIER COMMON LINE SERVICE (Cont'd)

12.4 Rate Regulations (Cont'd)

12.4.1 Description and Application of Rates (Cont'd)

(E) Determination of Premium and Nonpremium Charges (Cont'd)

- (5) The originating premium or nonpremium per minute charge(s) apply to:
- All originating access minutes of use;
 - Less those originating access minutes of use associated with FGA or BSA-A Access Services where the off-hook supervisory signaling is forwarded by the Customer's equipment when the called party answers;
 - Less all originating access minutes of use associated with calls placed to Service Access Code numbers;
 - Less those originating access minutes of use associated with Mobile Telephone Service Offices (MTSOs).
 - Plus all originating access minutes of use associated with calls placed to 500, 700, 800, 888 and 900 numbers for which the Customer furnishes a report of either the number of minutes or a report of the percent of minutes that terminate to a subscriber or common line, and for which a corresponding reduction in the number of terminating access minutes of use has been made as set forth in (4) preceding.

12.4.2 Determination of Usage Subject to Carrier Common Line Charges

Except as set forth herein, all Switched Access Service provided to the Customer will be subject to Carrier Common Line charges.

(A) Determination of Jurisdiction

When the Customer reports interstate and intrastate use of Switched Access Service, the associated Carrier Common Line charges for intrastate usage will be determined as set forth in 4.3.2 and 4.5.2(D).

(B) Cases Involving Usage Recording By the Customer

Where FGC or BSA-C end office switching is provided without Telephone Company recording and the Customer records minutes of use to determine Carrier Common Line charges (i.e., FGC operator and calls such as operator-DDD, operator-person, collect, credit card, third number and/or other like calls), the Customer shall furnish such minutes of use detail to the Telephone Company in a timely manner. If the Customer does not furnish the data, the Customer shall identify all Switched Access Services which could carry such calls in order for the Telephone Company to accumulate the minutes of use through the use of special Telephone Company measuring and recording equipment.

FACILITIES FOR INTRASTATE ACCESS

12. CARRIER COMMON LINE SERVICE (Cont'd)

12.4 Rate Regulations (Cont'd)

12.4.2 Determination of Usage Subject to Carrier Common Line Charges (Cont'd)

(C) Local Exchange Access and Enhanced Services Exemption

When access to the local exchange is required to provide a Customer service (e.g., MTS/WATS-type, telex, Data, etc.) that uses a resold private line service, Switched Access Service Rates and Regulations, as set forth in Section 4, will apply, except when such access to the local exchange is required for the provision of an enhanced service. Carrier Common Line charges, as set forth in 12.5, apply in accordance with the resale rate regulations as set forth in 12.4.3(D).

12.4.3 Resold Services

(A) Scope

Where the Customer is reselling MTS/MTS-type service(s) on which the Carrier Common Line and Switched Access charges have been assessed, the Customer may, at the option of the Customer, obtain FGA, FGB, FGD, BSA-A, BSA-B or BSA-D Switched Access Service under this tariff, as set forth in Section 4, for originating and/or terminating access in the local exchange. Such access group or BSA arrangements, whether single lines or trunks or multiline hunt groups or trunk groups, will have Carrier Common Line charges, as set forth in 12.5, applied in accordance with the resale rate regulations set forth in (D) following. For purposes of administering this provision:

Resold intrastate terminating MTS/MTS-type service(s) shall include collect calls, third number calls and credit card calls where the reseller pays the underlying carrier's service charges, and shall not include interstate minutes of use.

Resold intrastate originating MTS/MTS-type service(s) shall not include collect, third number, credit card or interstate minutes of use.

FACILITIES FOR INTRASTATE ACCESS

12. CARRIER COMMON LINE SERVICE (Cont'd)

12.4 Rate Regulations (Cont'd)

12.4.3 Resold Services (Cont'd)

(B) Customer Obligations Concerning the Resale of MTS/MTS-type Services

When the Customer is reselling MTS/MTS-type service, as set forth in (A) preceding, the Customer will be charged Carrier Common Line charges in accordance with the resale rate regulations, as set forth in (D) following, if the Customer or the provider of the MTS/MTS-type service furnishes documentation of the MTS/MTS-type usage. Such documentation shall be supplied each month by the Customer and shall identify the involved resold MTS/MTS-type services.

The monthly period used to determine the minutes of use for resold MTS/MTS-type service(s) shall be the most recent monthly period for which the Customer has received a bill for such resold service(s). This information shall be delivered to the Telephone Company, at a location specified by the Telephone Company, no later than 15 days after the bill date shown on the resold MTS/MTS-type service bill. If the required information is not received by the Telephone Company, the previously reported information, as described preceding, will be used for the next two months. For any subsequent month, no allocation or credit will be made until the required documentation has been received by the Telephone Company.

(C) Resale Documentation Provided By the Customer

When the Customer utilizes Switched Access Service, as set forth in (B) preceding, the Telephone Company may request a certified copy of the Customer's resold MTS/MTS-type usage billing from either the Customer or the provider of the MTS/MTS-type service. Requests for billing will relate back no more than 12 months prior to the current billing period.

(D) Rate Regulations Concerning the Resale of MTS/MTS-type Services

When the Customer is provided an access group or BSA to be used in conjunction with the resale of MTS/MTS-type services, as set forth in (A) preceding, subject to the limitations, as set forth in 12.2.2, and the billing entity receives the usage information required, as set forth in (B) preceding, to calculate the adjustment of Carrier Common Line charges, the Customer will be billed, as set forth in (4), (5) or (6) following, depending upon, respectively, whether the usage is from nonequal access offices, equal access offices or a combination of the two.

FACILITIES FOR INTRASTATE ACCESS

12. CARRIER COMMON LINE SERVICE (Cont'd)

12.4 Rate Regulations (Cont'd)

12.4.3 Resold Services (Cont'd)

(D) Rate Regulations Concerning the Resale of MTS/MTS-type Services (Cont'd)

(1) Apportionment and Adjustment of Resold Minutes of Use

When the Customer is provided with more than one access group or BSA in a LATA in association with the resale of MTS/MTS-type services, the resold minutes of use will be apportioned as follows:

(a) Originating Services

The Telephone Company will apportion the resold originating MTS/MTS-type services and originating minutes of use for which the resale credit adjustment applies, among the access groups or BSAs. Such apportionment will be based on the relationship of the originating usage for each access group or BSA to the total originating usage for all access groups and BSAs in the LATA. For purposes of administering this provision:

Resold originating MTS/MTS-type services minutes shall be only those attributable to intrastate originating MTS/MTS-type minutes and shall not include collect, third number, credit card or interstate minutes of use.

The resale credit adjustment shall apply for resold originating MTS/MTS-type services and minutes of use, provided Carrier Common Line and Switched Access charges have been assessed on such services.

FACILITIES FOR INTRASTATE ACCESS

12. CARRIER COMMON LINE SERVICE (Cont'd)

12.4 Rate Regulations (Cont'd)

12.4.3 Resold Services (Cont'd)

(D) Rate Regulations Concerning the Resale of MTS/MTS-type Services (Cont'd)

(1) Apportionment and Adjustment of Resold Minutes of Use (Cont'd)

(b) Terminating Services

The Telephone Company will apportion the resold terminating MTS/MTS-type services and terminating minutes of use for which the resale credit adjustment applies, among the access groups and BSAs. Such apportionment will be based on the relationship of the terminating usage for each access group or BSA to the total terminating usage for all access groups or for all BSAs in the LATA. For purposes of administering this provision:

Resold terminating MTS/MTS-type services minutes shall be only those attributable to intrastate terminating MTS/MTS-type minutes of use (i.e., collect, third number, and credit card) and shall not include interstate minutes of use or MTS/MTS-type minutes of use paid for by another party.

The resale credit adjustment shall apply for resold terminating MTS/MTS-type services and minutes of use, provided Carrier Common Line and Switched Access charges have been assessed on such services.

(2) Same State/Telephone Company/Exchange Limitation

In order for the rate regulations to apply, as set forth in (4), (5) or (6) following, the access groups or BSAs and the resold MTS/MTS-type services must be provided in the same state (except when the same extended area service arrangement is provided in two different states by the same Telephone Company) in the same exchange, provided by the same Telephone Company and connected directly or indirectly. For those exchanges that encompass more than one state, the Customer shall report the information by state within the exchange.

FACILITIES FOR INTRASTATE ACCESS

12. CARRIER COMMON LINE SERVICE (Cont'd)

12.4 Rate Regulations (Cont'd)

12.4.3 Resold Services (Cont'd)

(D) Rate Regulations Concerning the Resale of MTS/MTS-type Services (Cont'd)

(3) Direct and Indirect Connections

Each of the access group or BSA arrangements used by the Customer in association with the resold MTS/MTS-type services must be connected either directly or indirectly to the Customer designated premises at which the resold MTS/MTS-type services are terminated. Direct connections are those arrangements where the access groups and resold MTS/MTS-type services are terminated at the same Customer designated premises.

Indirect originating connections are those arrangements where the access groups, BSAs and the resold originating MTS/MTS-type services are physically located at different Customer designated premises in the same exchange. Such different Customer designated premises are connected by facilities that permit a call to flow from access groups to resold MTS/MTS-type services.

Indirect terminating connections are those arrangements where the access groups, BSAs and resold terminating MTS/MTS-type services are physically located at different Customer designated premises in the same exchange. Such different Customer designated premises are connected by facilities that permit a call to flow from resold terminating MTS/MTS-type services to access groups or BSAs.

(4) Access Groups and BSAs - Nonequal Access Offices Only

The adjustments, as set forth here and in (5) and (6) following, will be computed separately for each access group and for each BSA.

When all the usage on an access group or BSA originates from and/or terminates to end offices that have not been converted to equal access, the nonpremium charge per minute, as set forth in 12.5, will apply. The access minutes which will be subject to Carrier Common Line charges will be the adjusted originating intrastate access minutes for such access groups or BSAs.

The adjusted originating access minutes will be the originating intrastate access minutes less the reported resold originating MTS/MTS-type service minutes of use, as set forth in (1)(a) preceding, but not less than zero. The adjusted terminating access minutes will be the terminating intrastate access minutes less the reported resold terminating MTS/MTS-type service minutes of use, as set forth in (1)(b) preceding, but not less than zero.

FACILITIES FOR INTRASTATE ACCESS

12. CARRIER COMMON LINE SERVICE (Cont'd)

12.4 Rate Regulations (Cont'd)

12.4.3 Resold Services (Cont'd)

(D) Rate Regulations Concerning the Resale of MTS/MTS-type Services (Cont'd)

(5) Access Groups and BSAs - Equal Access Offices Only

When all the usage on an access group or BSA originates from and/or terminates to end offices that have been converted to equal access, the premium charge per minute, as set forth in 12.5, will apply. The minutes billed Carrier Common Line charges will be the adjusted originating intrastate access minutes and the adjusted terminating intrastate access minutes for such access groups or BSAs.

The adjusted originating access minutes will be the originating intrastate access minutes less the reported resold originating MTS/MTS-type service minutes of use, as set forth in (1)(a) preceding, but not less than zero. The adjusted terminating access minutes will be the terminating intrastate access minutes less the reported resold terminating MTS/MTS-type service minutes of use, as set forth in (1)(b) preceding, but not less than zero.

(6) Access Groups and BSAs - Nonequal Access and Equal Access Offices

When an access group or BSA has usage that originates from and/or terminates to both end offices that have been converted to equal access and end offices that have not been converted, both premium and nonpremium per minute charges, as set forth in 12.5, will apply respectively. The minutes billed Carrier Common Line charges will be the adjusted originating intrastate access minutes plus the adjusted terminating intrastate access minutes for such access groups or BSAs.

The adjusted originating access minutes will be the originating intrastate access minutes less the reported resold originating MTS/MTS-type service minutes of use, as set forth in (1)(a) preceding, but not less than zero. The adjusted terminating access minutes will be the terminating intrastate access minutes less the reported resold terminating MTS/MTS-type service minutes of use, as set forth in (1)(b) preceding, but not less than zero.

The adjusted originating access minutes and the adjusted terminating access minutes will be apportioned between premium and nonpremium access minutes using end-office specific usage data when available, or when usage data are not available, usage ratios, as set forth in 4.5.2(H)(1) and 4.5.2(H)(6), will be utilized. The premium and nonpremium per minute charges set forth in 12.5 will apply to the respective premium and nonpremium access minutes determined in this manner.

FACILITIES FOR INTRASTATE ACCESS

12. CARRIER COMMON LINE SERVICE (Cont'd)

12.4 Rate Regulations (Cont'd)

12.4.3 Resold Services (Cont'd)

(D) Rate Regulations Concerning the Resale of MTS/MTS-type Services (Cont'd)

(7) When the Adjustment Will Be Applied to Customer Bills

The adjustment, as set forth in (4), (5) and (6) preceding, will be made to the involved Customer account no later than either the next bill date, or the one subsequent to that, depending on when the usage report is obtained.

(8) Conversion of Billed Usage to Minutes

When the MTS/MTS-type usage is shown in hours, the number of hours shall be multiplied by 60 to develop the associated MTS/MTS-type minutes of use. If the MTS/MTS-type usage is shown in a unit that does not show hours or minutes, the Customer shall provide a factor to convert the shown units to minutes.

(9) Mixed Interstate and Intrastate Usage

The adjustment, as set forth in (4), (5) and (6) preceding, will be made to the involved Customer account after making the adjustments to the Customer account, as set forth in 4.5.2(D).

12.4.4 Tandem Switch Signaling

(A) When Tandem Switch Signaling (TSS) is provided with originating Feature Group D service, the Carrier Common Line rate element will be billed to the Customer to whom the carrier identification code is assigned.

(B) When terminating tandem routed service is received from the TSS Customer, the Carrier Common Line charges for the terminating minutes of use to each end office from the TSS Customer's location will be billed in the following manner:

(1) If the TSS Customer is not the Customer of record, the Customer of record (i.e., the Customer who ordered the facilities to the TSS Customer's location, or the Customer on whose behalf the TSS Customer has ordered the facilities as agent for the Customer) will be billed for all terminating Carrier Common Line charges.

(2) If the TSS Customer is the Customer of record for facilities to the TSS Customer's location, the terminating Carrier Common Line charges are the responsibility of the TSS Customer. At the TSS Customer's request, the Telephone Company will bill each of the TSS Customer's Customers directly for their respective Carrier Common Line charges, if the TSS Customer agrees to furnish the Telephone Company, free of charge, the call detail information necessary to bill the TSS Customer's users as set forth in 4.5.2(H)(7).

12.4.5 Primary Interexchange Carrier Charge

A. Primary Interexchange Carrier charges (PICC) compensate the Telephone Company for Telephone Company provided common lines for access to end users.

The PICC is a flat-rated charge assessed on the end user's presubscribed carrier. End user customers who do not select an InterLATA and/or IntraLATA presubscribed carrier will be billed the appropriate PICC.

The PICC will not be reduced for residential lifeline Customers.

The PICC will be waived for residential lifeline Customers who are toll blocked.

The InterLATA and IntraLATA 1+ carrier selected by pay telephone service providers will be charged the Single Line Business PICC rate per pay telephone service line. Pay telephone service providers who do not select a carrier will be billed the Single Line Business PICC rate.

FACILITIES FOR INTRASTATE ACCESS

12. **CARRIER COMMON LINE SERVICE** (Cont'd)

12.4 Rate Regulations (Cont'd)

12.4.5 Primary Interexchange Carrier Charge (Cont'd)

B. Rates and Charges

Pursuant to Settlement Agreement dated January 19, 1999 in Case No. U-11759, for Intrastate application, the Primary Interexchange Carrier Charge (PICC) will be assessed as follows:

50% to the Intrastate InterLATA Primary Interexchange Carrier (PIC)
 50% to the Intrastate IntraLATA Primary Interexchange Carrier

PICC Rates, Per Presubscribed Line, Per Month:

	<u>Total Rate</u>	<u>Intrastate InterLATA</u>	<u>Intrastate IntraLATA</u>
Multiline Business Line	0.00	0.00	0.00
ISDN-PRI, Per Arrangement	0.00	0.00	0.00
Centrex, Per Line			
One Line Centrex	0.00	0.00	0.00
Two Line Centrex	0.00	0.00	0.00
Three Line Centrex	0.00	0.00	0.00
Four Line Centrex	0.00	0.00	0.00
Five Line Centrex	0.00	0.00	0.00
Six Line Centrex	0.00	0.00	0.00
Seven Line Centrex	0.00	0.00	0.00
Eight Line Centrex	0.00	0.00	0.00
Nine Line or Above Centrex	0.00	0.00	0.00

12.5 Rates and Charges

12.5.1 Carrier Common Line Access – Non 800/877/888 & 800/877/888

(C)

The rate for Carrier Common Line Access is:

Transitional Charge

Premium Access, per minute		
- Terminating		\$ 0.0000000
- Originating		0.0000000
Non-Premium Access, per minute		
- Terminating		0.0000000
- Originating		0.0000000

FACILITIES FOR INTRASTATE ACCESS

14. EXCEPTIONS TO FIA OFFERINGS

- 14.1 The FIA/Services offering under the provisions of this tariff are subject to availability as set forth in 2.1.4 preceding. In addition, the following exceptions apply:
- 14.2 The following items are offered only to existing ICs and/or end users at their existing points of presence and/or premises, respectively, associated with existing FIA arrangements:
- 14.3 The following items are offered only to existing ICs and/or end users at their existing points of presence and/or premises, respectively, associated with existing FIA arrangements and to fill out existing capacity:

FACILITIES FOR INTRASTATE ACCESS

SECTION 5 TABLE OF CONTENTS

15. <u>COIN SERVICES</u>	<u>PAGE</u>
15.1 <u>General</u>	2
15.2 <u>Service Description</u>	2
15.3 <u>Service Provisioning</u>	3
15.4 <u>Collection and Remittance of Coin Station Monies</u>	3
15.5 <u>Provision of Message Call Detail Concerning Coin Station Monies</u>	3
15.6 <u>Payment of Coin Sent-Paid Monies</u>	4
15.6.1 Bill Period Coin Revenue.....	4
15.6.2 Total Customer Coin Revenue.....	4
15.6.3 Recourse Adjustments.....	4
15.6.4 Payment of Net Customer Coin Revenue.....	4
15.6.5 Audit Provisions.....	5

FACILITIES FOR INTRASTATE ACCESS

15. COIN SERVICES

15.1 General

This section contains the rules and regulations pertaining to the provision of 1+ Coin Presubscription Service for the handling of 1+ interLATA sent-paid traffic from the Telephone Company's pay telephones.

15.2 Service Description

1+ Coin Presubscription Service provides the routing of 1+ interLATA sent-paid calls from Telephone Company pay telephones to the presubscribed 0+ Interexchange Carrier (Customer) directly, to its designated secondary service provider, or to the default carrier, provided said carrier continues to accept such default traffic. The default carrier option will expire when the default carrier ceases to accept such traffic or when the presubscribed 0+ provider is able to handle such calls or route them to secondary service provider, whichever comes first. The Customer has the following options:

- (1) to receive both 0+ and 1+ interLATA calls originated from Telephone Company pay telephones; or,
- (2) to receive the 0+ interLATA calls and select one secondary service provider per LATA to receive the 1+ interLATA sent-paid traffic; or,
- (3) to receive the 0+ interLATA calls and continue to default the 1+ interLATA sent-paid calls until the presubscribed 0+ provider is ready to handle (to receive both 0+ and 1+ interLATA calls or to receive 0+ interLATA calls and select a secondary service provider per LATA for 1+ interLATA calls) such calls.

The Customer is solely responsible for all 0+ and 1+ interLATA calls originating from the Telephone Company pay telephone when it handles 1+ interLATA sent-paid traffic or selects a secondary service provider to handle the 1+ interLATA sent-paid calls.

The Telephone Company must receive written authorization from the Customer prior to routing 1+ interLATA sent-paid calls to the selected secondary service provider. If the Customer selects a secondary service provider to handle 1+ interLATA sent-paid traffic, any arrangements will be solely between the Customer and its selected secondary service provider.

FACILITIES FOR INTRASTATE ACCESS

15. COIN SERVICES (Cont'd)

15.3 Service Provisioning

The Telephone Company will provide 1+ interLATA sent-paid coin access from equal access end offices to the Customer's designated location via Telephone Company's access tandems, at the Customer's option, or via direct routed trunks from the end office.

The Telephone Company will generally provide, where available, one of two types of call setup signaling from its pay telephones, Tandem Access InterLATA Sent Paid (TAISP) signaling or Exchange Access Operator Services System (EAOSS) signaling to the CDL dependent upon the access tandem technology type. Modified Operator Services signaling (MOSS) is only available via direct routed trunks from the end office to the CDL, and is not offered via access tandems. Where the Customer has ordered direct routed trunks from the end office to the CDL, either MOSS or TAISP/EAOSS may be provided at the option of the Customer, as long as the end office is suitably equipped.

15.4 Collection and Remittance of Coin Station Monies

When the Customer is provided Operator Assistance-Coin or Combined Coin and Noncoin or Operator Assistance-Full Feature Arrangements for sent-paid pay telephone access as set forth in Section 4., the Telephone Company will collect sent-paid monies from pay telephone stations and will remit monies to the Customer as set forth in 15.6.4. The Telephone Company will provide message call detail format and bill periods used to determine the monies upon request from the Customer.

15.5 Provision of Message Call Detail Concerning Coin Station Monies

Where Operator Assistance-Coin or Combined Coin and Noncoin or Operator Assistance-Full Feature Arrangements for sent-paid pay telephone access is provided to the Customer and the Customer wishes to receive the monies it is due for the monies collected by the Telephone Company from coin pay telephone stations, the Customer shall furnish to the Telephone Company, at a location specified by the Telephone Company, the Customer message call detail for the Customer sent-paid (coin) pay telephone calls in accordance with the Telephone Company collection schedule. The Customer message call detail furnished shall be in a standard format established by the Telephone Company. The Telephone Company will provide to the Customer the precise details of the required standard format. If, in the course of Telephone Company business, it is necessary to change the standard format, the Telephone Company will provide notification to the involved Customer six months prior to the change. If no Customer message call detail is received from the Customer for each bill period established by the Telephone Company, the Telephone Company will assume there were no Customer sent-paid (coin) pay telephone calls for the period. In addition the Customer shall furnish a schedule of its charges for sent-paid (coin) calls to the Telephone Company at a location and date as specified by the Telephone Company. Any change in the Customer's schedule of charges shall be furnished to the Telephone Company one day after the change becomes effective.

FACILITIES FOR INTRASTATE ACCESS

15. COIN SERVICES (Cont'd)

15.6 Payment of Coin Sent-Paid Monies

The Telephone Company will collect the monies from coin pay telephone stations and will determine the remit amounts due to a Customer which is provided Operator Assistance-Coin or Combined Coin and Noncoin or Operator Assistance-Full Feature Arrangements for sent-paid pay telephone access as set forth in Section 4. as follows:

15.6.1 Bill Period Coin Revenue

The Telephone Company will establish a collection schedule for each coin pay telephone station and will collect the monies from the coin pay stations based on this collection schedule. The monies collected based on this schedule during each bill period established by the Telephone Company will be identified by coin pay telephone station and summed to develop the Bill Period Coin Revenue for each coin record day (i.e., the day a record is prepared and dated to show the amount due the Customer).

15.6.2 Total Customer Coin Revenue

The intrastate Total Customer Coin Revenue will be determined by the Telephone Company based on the Customer message call detail received from the Customer for each bill period and the Customer's schedule of charges for sent-paid coin calls. Such Total Customer Coin Revenue will be developed each coin record day.

15.6.3 Recourse Adjustments

For each coin record day, the Telephone Company will subtract from the Total Customer Coin Revenue an amount for coin station shortages. Coin station shortages are amounts resulting from unauthorized calling at coin pay telephone stations, use of unauthorized coins (i.e., foreign coins, slugs and improper use of U.S. pennies), unauthorized removal of coins from coin pay telephone stations and coin refunds beyond the Telephone Company's control. Such amount for coin station shortages will be developed by the Telephone Company by multiplying the Total Customer Coin Revenue for each coin record day by a shortage factor. Such amount will be rounded to the nearest penny. The shortage factor will be determined by dividing the yearly total coin shortage amount by the yearly total coin revenue amount (i.e., total coin revenue equals the Coin Revenue due under exchange tariffs, state toll tariffs and interstate toll tariffs). The total coin shortage amount and the total revenue amount will be determined by the Telephone Company through an annual special study.

15.6.4 Payment of Net Customer Coin Revenue

The Telephone Company will determine the Net Customer Coin Revenue for each coin record day by subtracting from the Total Customer Coin Revenue determined as set forth in (2) preceding the amount for coin station shortages determined as set forth in (3) preceding. On the date (payment date) determined by adding 45 days to the coin record day, the Telephone Company will remit payment to the Customer for the Net Customer Coin Revenue.

FACILITIES FOR INTRASTATE ACCESS

15. COIN SERVICES (Cont'd)

15.6 Payment of Coin Sent-Paid Monies (Cont'd)

15.6.5 Audit Provisions

Upon reasonable written notice by the Customer to the Telephone Company, the Customer shall have the right through its authorized representative to examine and audit, during normal business hours and at reasonable intervals as determined by the Telephone Company, all such records and accounts as may under recognized accounting practices contain information bearing upon the determination of the amount payable to the Customer. Adjustment shall be made by the proper party to compensate for any errors or omissions disclosed by such examination or audit. Neither such right to examine and audit nor the right to receive such adjustment shall be affected by any statement to the contrary, appearing on checks or otherwise, unless such statement expressly waiving such right appears in a letter signed by the authorized representative of the party having such right and delivered to the other party.

All information received or reviewed by the Customer or its authorized representative is to be considered confidential and is not to be distributed, provided or disclosed in any form to anyone not involved in the audit, nor is such information to be used for any other purpose.

FACILITIES FOR INTRASTATE ACCESS

SECTION 18 TABLE OF CONTENTS

	<u>Sheet</u>
16. <u>ADVANCED COMMUNICATIONS NETWORKS</u>	
16.1 <u>Frame Relay Service</u>	
(A) Service Description	3
(B) Service Provisioning	3
(C) Obligations of the Telephone Company	4
(D) Obligations of the Customer	5
(E) Rate Regulations	6
(F) Rates and Charges	10
16.2 <u>Frame Relay Service II</u>	15
(A) Application	15
(B) Definitions	15
(C) Regulations	16
(D) Rates and Charges	26
16.3 <u>Asynchronous Transfer Mode(ATM) Service</u>	34
(A) Service Description	34
(B) Service Provisioning	34
(C) Obligations of the Telephone Company	37
(D) Obligations of the Customer	37
(E) Rate Regulations	38
(F) Optional Payment Plan (OPP)	40
(G) Reserved for Future Use	42
(H) Rates and Charges	43
16.4 <u>Asynchronous Transfer Mode (ATM) Cell Relay Service (CRS)</u>	
(A) Application	49
(B) Regulations	49
(C) Special Conditions	57
(D) Obligation of the Customer	57
(E) Obligation of the Company	57
(F) Application of Rates and Charges	58
(G) Rates and Charges	61

FACILITIES FOR INTRASTATE ACCESS

SECTION 18 TABLE OF CONTENTS

16.	<u>ADVANCED COMMUNICATIONS NETWORKS (Cont'd)</u>	
16.5	<u>Transport LAN Connect (TLC)</u>	68
	(A) Service Description	68
	(B) Service Provisioning	69
	(C) Obligations of the Telephone Company	70
	(D) Obligations of the Customer	70
	(E) Rate Regulations	71
	(F) Rates	74

FACILITIES FOR INTRASTATE ACCESS

16. ADVANCED COMMUNICATIONS NETWORKS (Cont'd)

16.1 Frame Relay Service*

(A) Service Description

Frame Relay Service (FRS) is a "fast packet" network service that permits the transmission of data at speeds of 56/64* Kbps, 128 Kbps, 256 Kbps, 384 Kbps, 1.544 Mbps, or 45 Mbps using Permanent Virtual Circuits (PVCs).

PVCs are logical circuits that define a specific path for data sent by the Customer to another location. These circuits are virtual because they are established in software tables and do not tie up capacity when not in use. This also allows multiple paths (PVCs) to be defined on any given port, thereby providing a single access line the capability to transmit data to multiple destinations.

In operation of Frame Relay Service, Customer premises equipment, such as routers, encapsulate arriving data into variable length frames. These frames contain information identifying which PVC in the network should be used to forward the frame to the proper destination. The Customer premises equipment then sends the frame into the Frame Relay network. The Frame Relay switch reads identifying information and routes the frame to the proper destination based on a pre-established PVC path.

The statistical multiplexing Frame Relay switches are able to provide shared network resources to end users of this service.

Frame Relay Service conforms to ITU-T (Telecommunication Standardization Bureau of the International Telecommunication Union, formerly Consultative Committee for International Telegraph and Telephone [CCITT]) and American National Standards Institute (ANSI) publications T1.602, T1.606, T1.617 and T1.618.

The Committed Information Rate (CIR) and the Maximum Burst Size (Be) are traffic management parameters that allow the Customer to fine tune implementation of Frame Relay Service.

The Term Payment Plan (TPP) arrangements are available as set forth in 16.1(E)(2).

(B) Service Provisioning

Frame Relay is a transport service that facilitates the exchange of variable length information units (frames) between end user connections by way of assigned virtual connections. Each frame is passed to the Frame Relay network with an address that specifies the virtual connection.

Variable frame length capability is useful in communications between asynchronous Local Area Networks (LANs) and for transport of synchronous data traffic. Frame Relay is capable of handling the requirements of bursty data sources because of the ability of the service to allocate additional bandwidth when not in use by other sources.

Frame Relay is provided to the Customer in the form of the Frame Relay User-to-Network Interface (UNI) Port with Access Line, or Frame Relay UNI Port Only, Frame Relay Network-to-Network (NNI) Port Only, and Permanent Virtual Circuits (PVCs). The Frame Relay Access Line forms the component which provides the Customer access to the Customer's serving wire center and interoffice transport from the Customer's serving wire center to the Frame Relay Switch. The Frame Relay Access line is provided for use only with Frame Relay Service. 45 Mbps is not offered bundled with the Frame Relay Access Line. 45 Mbps is available on a UNI or NNI Port Only basis and the DS3 access line is obtained from Section 5. The Frame Relay UNI and NNI Port Only offerings are provided for digital special access line connections to the network supporting Frame Relay Service. Digital special access facilities are available from Section 5. For unbundled services, both the port and the digital special access facilities must be ordered and billed to one Customer.

* Effective June 12, 2022, Frontier will no longer support Moves, Adds or Changes nor new installations for Frame Relay Service. Upon service term expiration, these services will transition to a Month-to-Month service arrangement.

(C)

(C)

(D)

FACILITIES FOR INTRASTATE ACCESS

16. ADVANCED COMMUNICATIONS NETWORKS (Cont'd)

16.1 Frame Relay Service* (Cont'd)

(B) Service Provisioning (Cont'd)

Ports are provisioned on a specified speed and Committed Information Rate (CIR) basis, depending upon the Customer's request. The actual throughput of Customer traffic cannot exceed the bandwidth of the access line and the port speed. Since multiple PVCs may be defined on one physical port, it is possible for the cumulative CIRs to exceed the physical bandwidth of that port. This is referred to as over-subscription and when this occurs, there can be no guarantee that CIR defined for that port and PVC will be available at any point in time.

If the information provided by the Customer on the requested PVCs results in an interstate arrangement, the PVC falls under federal jurisdiction and the Committed Information Rate (CIR from Frontier Telephone Companies Tariff FCC No. 8, is applicable).

No PVC can have a CIR greater bit rate than the lower of the two port speeds connected by the PVC segment.

A PVC must be associated with at least one Frame Relay Port. A Frame Relay Port can be associated with multiple PVCs.

A Customer subscribing to a FRS port or port with access line will be referred to as the Controller of the Frame Relay Port. A separate entity may subscribe, with written authorization from the Controller, to a PVC which allows communication between entities. A disconnect of a PVC does not result in the disconnect of the underlying access line and port. Only the Controller may order the disconnect of the Frame Relay Access Service. Both Customers must have a Frame Relay Service. The Controller of each Frame Relay Access Service must have written permission from the Controller(s) of each of the Frame Relay Services to which a PVC is requested.

The Frame Relay Port and/or PVCs may be ordered and billed separately from an associated Frame Relay Port and PVC and can have different Customers as Controllers.

The Customer must specify at service subscription the Committed Information Rate (CIR) and the maximum Burst Rate (Be) for each PVC ordered. CIR is the maximum information rate at which the Customer's traffic will be admitted to the Frame Relay network without being designated eligible for discard.

The value for the Burst Rate will be the lower of the two port speeds connected by the PVC segment. For example, if Customer location A has a 56 Kbps port and Customer location B has a 45 Mbps port, the Be for the PVC linking these two locations will be 56 Kbps.

The Company does not undertake to originate data, but offers the use of its service components, where available, to Customers for the purpose of transporting Customer-originated data.

Frame Relay Service is available where facilities and conditions permit.

(C) Obligations of the Telephone Company

In addition to the general regulations described in Section 2, when a Customer orders a path which is related to other Local Exchange Carriers, Interexchange Carriers or other Frame Relay networks, the Company will provide assistance in establishing the associated PVC.

The Company has the service responsibility up to and including the network interface.

Occasionally, in order to perform software updates and other maintenance, it may be necessary to take the Frame Relay Switch out of service during the predetermined maintenance window. In these cases, all attempts will be made to notify the Customer in advance as to the time and duration of these outages. The Telephone Company reserves the right to temporarily interrupt Frame Relay Service at other times in emergency situations.

* Effective June 12, 2022, Frontier will no longer support Moves, Adds or Changes nor new installations for Frame Relay Service. Upon service term expiration, these services will transition to a Month-to-Month service arrangement.

(C)
(C)

FACILITIES FOR INTRASTATE ACCESS

16. ADVANCED COMMUNICATIONS NETWORKS (Cont'd)

16.1 Frame Relay Service * (Cont'd)

(D) Obligations of the Customer

In addition to the general regulations described in Section 2:

- The Customer's Frame Relay terminal equipment has the responsibility for retransmitting frames which are discarded due to errors or network congestion.
- The Customer, upon request, shall furnish such information as may be required to permit the Company to design and maintain the Frame Relay Service it offers and to assure that the service arrangement is in compliance with the regulations contained herein. At service subscription, the Customer will be expected to specify the PVC CIR capacity and Be for each PVC ordered.
- It shall be the responsibility of the Customer to ensure the continuing compatibility of the Customer-provided equipment (CPE) that is used in conjunction with the Frame Relay Service. The CPE shall be in compliance with FCC rules and regulations.
- The Customer shall be responsible for obtaining permission for the Company's agents or employees to enter the premises of the Customer or its users at any reasonable hour for the purpose of installing, inspecting, repairing, or, upon termination of the service, removing the service components of the Company.
- Error correction is the responsibility of the Customer's terminal equipment and/or applications. If the FRS network experiences congestion or failures, Customer data may be discarded. In addition, frames that are received in excess of the Be, with bad addresses, or other errors, will be discarded on ingress to the network.

* Effective June 12, 2022, Frontier will no longer support Moves, Adds or Changes nor new installations for Frame Relay Service. Upon service term expiration, these services will transition to a Month-to-Month service arrangement.

(C)
(C)

FACILITIES FOR INTRASTATE ACCESS

16. ADVANCED COMMUNICATIONS NETWORKS (Cont'd)

16.1 Frame Relay Service * (Cont'd)

(E) Rate Regulations

(1) Rate Application

A Customer may access Frame Relay Service via a Frame Relay Access Line or via Company provided digital access facilities offered under Section 5. If a Customer utilizes a special access line to access FRS, the associated regulations, rates and charges for such facilities shall apply in addition to the rates and charges associated with the FRS rate elements.

A Customer utilizing special access facilities to access FRS would incur the monthly rate and nonrecurring charge associated with the Frame Relay UNI or NNI Port Only charge set forth under 16.3(H)(1) or 16.3(H)(2) respectively for standard arrangements. The UNI Port provides for a user to frame relay switch connection; the NNI Port provides for a frame relay switch to frame relay switch connection.

The Frame Relay Port (unbundled or bundled with an access line) and its associated PVC segment(s) may be ordered and billed separately from an associated frame relay port and PVC and can have different Controllers, as discussed under 16.1(B). A request by one Customer to discontinue a PVC does not result in the disconnection of the Frame Relay Access Line and Port. Only the Controller of a Frame Relay Access Line may authorize a disconnect of that line.

(2) Term Payment Plan (TPP)

(a) General

- (1) The terms and conditions specified herein are applicable to Frame Relay Service and are in addition to other regulations as specified in this Tariff.
- (2) The Frame Relay UNI Port with Access Line, the Frame Relay UNI or NNI Port Only rate elements are available under a TPP. PVCs are not offered under a TPP. Digital special access lines and additional features are available at their tarified rates and regulations.
- (3) Frame Relay TPP rates will not be greater than standard month-to-month Frame Relay rates, for the same rate elements.
- (4) Three year and five year TPP rates will be equal to or less than the one year TPP rates. Decreases to the one year TPP rates will flow through to the three year and five year TPP rates.
- (5) Payment periods of one year, three year, and five year are available to all Customers at the applicable rates set forth in 16.1(F)(2) regardless of when they subscribe to a TPP arrangement. Rate elements must be ordered under the same TPP period.

* Effective June 12, 2022, Frontier will no longer support Moves, Adds or Changes nor new installations for Frame Relay Service. Upon service term expiration, these services will transition to a Month-to-Month service arrangement.

(C)
(C)

FACILITIES FOR INTRASTATE ACCESS

16. ADVANCED COMMUNICATIONS NETWORKS (Cont'd)

16.1 Frame Relay Service* (Cont'd)

(E) Rate Regulations (Cont'd)

(2) Term Payment Plan (TPP) (Cont'd)

(a) General (Cont'd)

- (6) The Customer must designate on the ASR the payment period for the TPP.
- (7) Inside moves, provided in accordance with Section 5.6.4(A), will not incur termination liability charges.
- (8) Outside moves, provided in accordance with Section 5.6.4(B), will allow the Customer to retain the same TPP payment period. Any other move will be treated as a disconnect of the service and termination liability charges will apply.

* Effective June 12, 2022, Frontier will no longer support Moves, Adds or Changes nor new installations for Frame Relay Service. Upon service term expiration, these services will transition to a Month-to-Month service arrangement.

(C)
(C)

FACILITIES FOR INTRASTATE ACCESS

16. ADVANCED COMMUNICATIONS NETWORKS (Cont'd)

16.1 Frame Relay Service* (Cont'd)

(E) Rate Regulations (Cont'd)

(2) Term Payment Plan (TPP) (Cont'd)

(b) Changes in Length of TPP Period

Prior to the completion of the selected TPP period, the Customer may elect to convert to a new TPP period of the same or different length, subject to the following conditions:

- No credit toward the new payment period will be given for payments made under the original TPP arrangement.
- Nonrecurring charges will not be reapplied for existing service(s).
- If the new TPP period is shorter in length than the time remaining under the existing TPP, the change to the new TPP period constitutes a discontinuance of the existing TPP service and termination liability charges apply.

(c) Renewal Options

- (1) At the expiration of a TPP period, the Telephone Company will automatically renew the service at the same TPP period unless the Customer chooses to convert to a different TPP period, convert to month-to-month rates or discontinue service.
- (2) Conversion to a different TPP period will require the Customer to submit a change order ASR. Conversion of existing TPP service to a different TPP period will be allowed without application of any nonrecurring or ordering charges.
- (3) Conversion to month-to-month rates will be treated as a disconnect of service and establishment of new service. However, if no other changes are ordered, no charge will apply.

(d) Notification of Discontinuance

An ASR for discontinuance of a TPP arrangement must be received by the Company at least thirty (30) days prior to actual disconnect of service. Monthly charges will apply for a period of thirty (30) days from the date the Company receives disconnect notification or until the requested disconnect date, whichever period is longer.

* Effective June 12, 2022, Frontier will no longer support Moves, Adds or Changes nor new installations for Frame Relay Service. Upon service term expiration, these services will transition to a Month-to-Month service arrangement.

(C)
(C)

FACILITIES FOR INTRASTATE ACCESS

16. **ADVANCED COMMUNICATIONS NETWORKS** (Cont'd)

16.1 Frame Relay Service* (Cont'd)

(E) Rate Regulations (Cont'd)

(2) Term Payment Plan (TPP) (Cont'd)

(e) Upgrade to Higher Speed Service

Customers may elect to upgrade service(s) to a higher speed during a TPP period, subject to the following conditions:

- Both the existing and the new services are provided solely by the Company.
- The order to discontinue a service at an existing speed or capacity and the order for the upgraded service are received by the Company at the same time.
- The new service will be provided at the same Customer location as the discontinued service.
- The fixed-period plan for the upgraded service(s) meets or exceeds the remaining length of the existing fixed-period plan.
- The total monthly rates for the upgraded services and/or service elements will be those in effect at the time of the service upgrade. The upgraded service will be subject to all appropriate nonrecurring charges.
- Termination liability charges will not apply as long as the upgraded service remains connected at the same point of termination(s) or meets the requirements set forth in Section 5.6.4(B)2.

(f) Termination Liability

When a TPP arrangement is discontinued prior to the end of the period, termination liability charges, as set forth below, will apply based on the remainder of the TPP period in effect at the time of disconnect.

One Year TPP - 50% of any remaining portion of the first year's recurring charges for the in service quantity.

Three Year TPP - 50% of any remaining portion of the first year's recurring charges. In addition, for any remaining portion of the second and third years, the Customer will be liable for 10% of the total monthly recurring charges in that time period for the in service quantity.

Five Year TPP - 50% of any remaining portion of the first year's recurring charges. In addition, for any remaining portion of the second through fifth years, the Customer will be liable for 10% of the total monthly recurring charges in that time period for the in service quantity.

(g) Termination Without Liability

During a TPP period, should the currently effective rate for a Customer's service increase, the Customer may, at his/her option, terminate the TPP arrangement without penalty or liability.

* Effective June 12, 2022, Frontier will no longer support Moves, Adds or Changes nor new installations for Frame Relay Service. Upon service term expiration, these services will transition to a Month-to-Month service arrangement.

(C)
(C)

FACILITIES FOR INTRASTATE ACCESS

16. **ADVANCED COMMUNICATIONS NETWORKS** (Cont'd)

16.1 Frame Relay Service* (Cont'd)

(F) Rates and Charges

(1) Standard Arrangements

	<u>Nonrecurring Charges</u>	<u>Monthly Rate</u>
(a) <u>Frame Relay UNI Port and Access Line, each*</u>		
56/64 Kbps# (FP8)	\$195.00	\$110.00
128 Kbps (FP8)	395.00	200.00
256 Kbps (FP8)	395.00	280.00
384 Kbps (FP8)	395.00	380.00
1.544 Mbps (FP8)	395.00	530.00
(b) <u>Frame Relay UNI Port Only, each@</u>		
56/64 Kbps*# (FP9)	95.00	24.00
128 Kbps* (FP9)	150.00	80.00
256 Kbps* (FP9)	150.00	115.00
384 Kbps* (FP9)	150.00	160.00
1.544 Mbps* (FP9)	295.00	213.00
45 Mbps	395.00	1490.00
(c) <u>Frame Relay NNI Port Only, each*@</u>		
384 Kbps	295.00	78.00
1.544 Mbps	295.00	180.00
45 Mbps	595.00	800.00

* For services established on or after September 10, 1997, the PVC CIR Capacity Rate Element set forth in 16.3(F)(1)(d)(2) will also apply.

@ Refer to Section 5 for the appropriate Special Access facilities rate.

Upon request and where available.

* Effective June 12, 2022, Frontier will no longer support Moves, Adds or Changes nor new installations for Frame Relay Service. Upon service term expiration, these services will transition to a Month-to-Month service arrangement.

(C)
 (C)

FACILITIES FOR INTRASTATE ACCESS

16. **ADVANCED COMMUNICATIONS NETWORKS** (Cont'd)

16.1 Frame Relay Service * (Cont'd)

(F) Rates and Charges

(1) Standard Arrangements

	<u>Nonrecurring Charges</u>	<u>Monthly Rate</u>
(d) <u>Frame Relay Permanent Virtual Circuit,* Each</u>		
(1) Permanent Virtual Circuit, Each## (Excluding 45 MBPS PVCs)	\$20.00	\$8.00
(2) Based on CIR Requested		
1 - 32 Kbps	--	8.00
33 - 64 Kbps	--	15.00
65 - 96 Kbps	--	22.00
97 - 128 Kbps	--	27.00
129 - 192 Kbps	--	36.00
193 - 256 Kbps	--	42.00
257 - 320 Kbps	--	48.00
321 - 384 Kbps	--	54.00
385 - 512 Kbps	--	60.00
513 - 768 Kbps	--	70.00
769 - 1152 Kbps	--	80.00
1153 - 1536 Kbps	--	90.00
1537 - 4000 Kbps	--	120.00
4001 - 10,000 Kbps	--	250.00
10,001 - 15,000 Kbps	--	330.00
15,001 - 20,000 Kbps	--	410.00
20,001 - 25,000 Kbps	--	490.00
25,001 - 30,000 Kbps	--	570.00
30,001 - 35,000 Kbps	--	650.00
35,001 - 40,000 Kbps	--	730.00
40,001 - 45,000 Kbps	--	800.00

Limited to services established prior to September 10, 1997 (grandfathered).

*PVCs which are deemed to be interstate in nature will fall under federal jurisdiction and the resulting CIR will be billed at rates from Frontier Telephone Companies Tariff FCC No. 8.

* Effective June 12, 2022, Frontier will no longer support Moves, Adds or Changes nor new installations for Frame Relay Service. Upon service term expiration, these services will transition to a Month-to-Month service arrangement.

(C)
(C)

FACILITIES FOR INTRASTATE ACCESS

16. **ADVANCED COMMUNICATIONS NETWORKS** (Cont'd)

16.1 Frame Relay Service * (Cont'd)

(F) Rates and Charges

(1) Standard Arrangements

Nonrecurring
Charges

Monthly
Rate

(d) Frame Relay Permanent Virtual
Circuit,* Each

(3) Statewide CIR and Priority PVCs
Based on CIR Requested

1 - 32 Kbps	--	25.00
Priority 1		31.25
Priority 2		27.50
33 - 64 Kbps	--	45.00
Priority 1		56.25
Priority 2		49.50
65 - 96 Kbps	--	60.00
Priority 1		75.00
Priority 2		66.00
97 - 128 Kbps	--	70.00
Priority 1		87.50
Priority 2		77.00
129 - 192 Kbps	--	95.00
Priority 1		118.75
Priority 2		104.50
193 - 256 Kbps	--	115.00
Priority 1		143.75
Priority 2		126.50
257 - 320 Kbps	--	130.00
Priority 1		162.50
Priority 2		143.00
321 - 384 Kbps	--	145.00
Priority 1		181.25
Priority 2		159.50
385 - 512 Kbps	--	170.00
Priority 1		212.50
Priority 2		187.00
513 - 768 Kbps	--	195.00
Priority 1		243.75
Priority 2		214.50
769 - 1152 Kbps	--	225.00
Priority 1		281.25
Priority 2		247.50
1153 - 1536 Kbps	--	250.00
Priority 1		312.50
Priority 2		275.00

*PVCs which are deemed to be interstate in nature will fall under federal jurisdiction and the resulting CIR will be billed at rates from Frontier Telephone Companies Tariff FCC No. 8.

* Effective June 12, 2022, Frontier will no longer support Moves, Adds or Changes nor new installations for Frame Relay Service.
 Upon service term expiration, these services will transition to a Month-to-Month service arrangement.

(C)
 (C)

FACILITIES FOR INTRASTATE ACCESS

16. **ADVANCED COMMUNICATIONS NETWORKS** (Cont'd)

16.1 Frame Relay Service* (Cont'd)

(F) Rates and Charges

(1) <u>Standard Arrangements</u>	<u>Nonrecurring Charges</u>	<u>Monthly Rate</u>
(d) <u>Frame Relay Permanent Virtual Circuit,* Each</u>		
(3) <u>Statewide CIR and Priority PVCs Based on CIR Requested</u>		
1537 - 4000 Kbps	--	325.00
Priority 1		406.25
Priority 2		357.50
4001 - 10,000 Kbps	--	710.00
Priority 1		887.50
Priority 2		781.00
10,001 - 15,000 Kbps	--	1000.00
Priority 1		1250.00
Priority 2		1100.00
15,001 - 20,000 Kbps	--	1250.00
Priority 1		1562.50
Priority 2		1375.00
20,001 - 25,000 Kbps	--	1475.00
Priority 1		1843.75
Priority 2		1622.50
25,001 - 30,000 Kbps	--	1675.00
Priority 1		2093.75
Priority 2		1842.50
30,001 - 35,000 Kbps	--	1900.00
Priority 1		2375.00
Priority 2		2090.00
35,001 - 40,000 Kbps	--	2150.00
Priority 1		2687.50
Priority 2		2365.00
40,001 - 45,000 Kbps	--	2375.00
Priority 1		2968.75
Priority 2		2612.50

*PVCs which are deemed to be interstate in nature will fall under federal jurisdiction and the resulting CIR will be billed at rates from Frontier Telephone Companies Tariff FCC No. 8.

* Effective June 12, 2022, Frontier will no longer support Moves, Adds or Changes nor new installations for Frame Relay Service. Upon service term expiration, these services will transition to a Month-to-Month service arrangement.

(C)
(C)

FACILITIES FOR INTRASTATE ACCESS

16. **ADVANCED COMMUNICATIONS NETWORKS** (Cont'd)

16.1 Frame Relay Service* (Cont'd)

(F) Rates and Charges (Cont'd)

(2) <u>Term Payment Plan (TPP)</u>		<u>Nonrecurring Charges</u>	<u>One Year Monthly Rate</u>	<u>Three Year Monthly Rate</u>	<u>Five Year Monthly Rate</u>
(a)	<u>Frame Relay UNI Port and Access Line, each*</u> (FP8)				
(1)	56/64 Kbps#	\$195.00	\$105.00	\$ 95.00	\$ 85.00
(2)	128 Kbps	395.00	180.00	165.00	160.00
(3)	256 Kbps	395.00	250.00	235.00	220.00
(4)	384 Kbps	395.00	370.00	355.00	340.00
(5)	1.544 Mbps	395.00	510.00	490.00	470.00
(b)	<u>Frame Relay UNI Port Only, each@</u> (FP9)				
(1)	56/64 Kbps*# (DDS)	95.00	23.00	22.00	21.00
(2)	128 Kbps*	150.00	75.00	70.00	68.00
(3)	256 Kbps*	150.00	110.00	105.00	100.00
(4)	384 Kbps*	150.00	150.00	140.00	130.00
(5)	1.544 Mbps* (DS1)	295.00	211.00	208.00	205.00
(6)	45 Mbps* (DS3)	395.00	1460.00	1430.00	1390.00
(c)	<u>Frame Relay NNI Port Only, each@</u> (NN7)				
(1)	384 Kbps*(6X64FT1)**	295.00	75.00	72.00	69.00
(2)	1.544 Mbps*(DS1)	295.00	170.00	160.00	150.00
(3)	45 Mbps*(DS3)	595.00	750.00	725.00	700.00
(d)	<u>Frame Relay Permanent Virtual Circuit, each</u> <u>Excluding 45 Mbps PVCs##</u>	20.00	7.00	6.00	5.00

* For services established on or after September 10, 1997, the PVC CIR Capacity Rate Element set forth in 16.3(F)(1)(d)(2) will also apply.

** Services Ungrandfathered as of September 10, 1997.

@ Refer to Section 5 for the appropriate Special Access Facilities rate.

Upon request and where available.

Limited to services established prior to September 10, 1997.

* Effective June 12, 2022, Frontier will no longer support Moves, Adds or Changes nor new installations for Frame Relay Service. Upon service term expiration, these services will transition to a Month-to-Month service arrangement.

(C)
(C)

FACILITIES FOR INTRASTATE ACCESS

16. ADVANCED COMMUNICATIONS NETWORKS (Cont'd)

16.2 Frame Relay Service II*

(C)

(A) Application

This section contains definitions, regulations and charges applicable to the provision of Frame Relay Service (FRS) furnished by the Company within the State of Michigan, where conditions and facilities permit.

(B) Definitions

Committed Information Rate (CIR) - The maximum information rate at which customer traffic will be admitted to the network without being designated eligible for discard.

Customer Designated Location (CDL) - The geographic location designated by the customer at which an access component of the customer's service is first considered to enter the Utility's network.

Data Link Connection Identifier (DLCI) - The Frame Relay virtual circuit number corresponding to a particular destination which is part of the frame relay header and is usually ten bits long.

Excess Burst Size B(e) - The data rate above the Committed Information Rate (CIR), but less than the port size, at which customer data will be admitted to the Frame Relay network. All Excess Burst data B(e) admitted to the network will be designated as eligible for discard.

Frame - A group of data bits, in a specific format, with a flag at either end to indicate the beginning and end of the frame. The defined format enables network equipment to recognize the meaning and purpose of specific bits.

Frame Relay Service - A connection oriented fast packet network service that permits the transmission of data at speeds of 56 Kbps to 44.736 Mbps using Permanent Virtual Connections (PVCs).

Local Area Network (LAN) - A network permitting the interconnection of multiple computers, typically within a single building or campus.

Logical Channel - A communications channel that allows two-way simultaneous transmission of data packets through the network. Capacity is made available as the data is transmitted. Each permanent virtual circuit is one logical channel.

Maximum Burst Rate (MBR) - The maximum information rate at which customer traffic will be admitted to the network. Traffic rates in excess of MBR will automatically be discarded on ingress to the network. The Maximum Burst Rate is equal to the sum of the Committed Information Rate (CIR) and Excess Burst Size B(e).

Permanent Virtual Circuit (PVC) - A logical channel, defined in software, that establishes a path from one customer port to another.

Port - The entry point on the switch to which the customer is connected. Ports are available which allow connection to the Frame Relay network at speeds of 56 Kbps to 44.736 Mbps.

Statistical Multiplexing - A multiplexing technique in which time slots are dynamically allocated on the basis of need rather than being predetermined. The data is typically transmitted on a first come, first served basis.

User-to-Network Interface (UNI) - A standard interface used to connect the end user to the Frame Relay Service network. It receives the data frame from the customer's Local Area Network (LAN) or other customer-provided equipment (CPE) devices and verifies that the Data Link Connection Identifier (DLCI) is valid before relaying the frame to the destination end point. The DLCI is a Frame Relay term defining a 10-bit field of the address field, and it identifies data links and their service parameters.

Network-to-Network Interface (NNI) - A standard interface used to connect two frame relay services, and includes elements such as bi-directional polling to assist the network services providers in gaining information on the status of the networks being connected.

* Effective June 12, 2022, Frontier will no longer support Moves, Adds or Changes nor new installations for Frame Relay Service II. Upon service term expiration, these services will transition to a Month-to-Month service arrangement.

(N)
(N)

FACILITIES FOR INTRASTATE ACCESS

16. ADVANCED COMMUNICATIONS NETWORKS (Cont'd)

16.2 Frame Relay Service II*

(C)

(C) Regulations

The regulations and rates specified herein are in addition to the applicable regulations and rates specified in other sections of this and other Tariffs of the Company.

(1) Description of Service

Frame Relay Service (FRS) is a data communications service that provides for data connectivity between/among widely distributed locations. This connectivity is provided via Permanent Virtual Circuit (PVC) connections implemented over access facilities utilizing a switch dedicated to high-speed data services.

FRS is a transport service that facilitates the exchange of variable length information units (frames) between end user connections by way of PVCs. Each frame is passed to the Frame Relay network with an address that specifies the permanent virtual circuit. In operation of Frame Relay Service, Customer premises equipment, such as routers, encapsulate arriving data into variable length frames. These frames contain information identifying which PVC in the network should be used to forward the frame to the proper destination. The Customer premises equipment then sends the frame into the Frame Relay network. The Frame Relay switch reads identifying information and routes the frame to the proper destination based on a pre-established PVC path.

Variable frame length capability is useful in communications between asynchronous Local Area Networks (LAN) and for transport of synchronous data traffic. FRS is capable of handling the requirements of bursty data sources because of the ability of the service to allocate additional bandwidth when not in use by other sources.

In operation of FRS, Customer Premises Equipment (CPE), such as routers, encapsulate arriving data into variable length frames. These frames contain information identifying which PVC in the network should be used to forward the frame to the proper destination. The CPE then sends the frame into the Frame Relay network. The Frame Relay switch reads identifying information and routes the frame to the proper destination based on a pre-established PVC path.

The statistical multiplexing Frame Relay switches are able to provide shared network resources to end users of this service. The statistical multiplexing Frame Relay switches are able to provide shared network resources to end users of this service.

The Committed Information Rate (CIR) and Excess Burst Size B(e) are traffic management parameters that allow the customer to fine tune implementation of FRS.

FRS, as provided for in this Tariff, is offered for intrastate use only.

* Effective June 12, 2022, Frontier will no longer support Moves, Adds or Changes nor new installations for Frame Relay Service II. Upon service term expiration, these services will transition to a Month-to-Month service arrangement.

(N)
(N)

FACILITIES FOR INTRASTATE ACCESS

16. ADVANCED COMMUNICATIONS NETWORKS (Cont'd)

16.2 Frame Relay Service II* (Cont'd)

(C)

(C) Regulations (Cont'd)

(2) Service Components

The major components of FRS are:

User-to-Network Interface (UNI) Port and Access Line
Port Only

- UNI Port Only

- Private Network-to-Network (NNI) Port Only

Permanent Virtual Circuit (PVC) Committed Information Rate (CIR)

PVC CIR Optional Features

User-to-Network Interface (UNI) Port and Access Line

Backup UNI

The UNI Port and Access Line forms the component which provides the customer access to the customer's serving wire center and interoffice transport from the customer's serving wire center to the Frame Relay switch. The UNI Port and Access Line is provided for use only with FRS and where facilities and conditions permit.

Port Only

Customers may access Port Only connections via Company-provided digital access facilities or via facilities provided by another carrier. The channel speed of the access channel must be sufficient to accommodate the Frame Relay port speed. When access facilities are provided by the Company, the associated regulations, rates and charges under the appropriate Company Tariff shall apply in addition to the regulations, rates and charges associated with FRS. Company-provided access facilities may also be provisioned on an per entity inquiry basis where access facilities are not generally available under the applicable tariff. Interconnection charges to connect access line services provided by the Company or another carrier may apply and will be billed separately. Any special construction or nonstandard charges assessed by the carrier supplying the access facilities will be the responsibility of the customer.

(a) UNI Port Only

The UNI Port Only provides for a user to carrier connection (i.e., end user customer to the Company).

(b) Private Network-to-Network (NNI) Port Only

The Private NNI port configuration is used for connecting two networks together for bi-directional messaging and is available on a private basis only. A Private NNI is a NNI port sold for the exclusive use of the customer.

* Effective June 12, 2022, Frontier will no longer support Moves, Adds or Changes nor new installations for Frame Relay Service II. Upon service term expiration, these services will transition to a Month-to-Month service arrangement.

(N)
(N)

FACILITIES FOR INTRASTATE ACCESS

16. ADVANCED COMMUNICATIONS NETWORKS (Cont'd)

16.2 Frame Relay Service II* (Cont'd)

(C)

(C) Regulations (Cont'd)

(2) Service Components (Cont'd)

Permanent Virtual Circuit (PVC) Committed Information Rate (CIR)

Permanent Virtual Circuits (PVCs) are logical circuits that define a specific path for data sent by the customer to another location. These circuits are virtual because they are established in software tables and do not tie up capacity when not in use. This also allows multiple paths (PVCs) to be defined on any given port, thereby providing a single access line the capability to transmit data to multiple destinations.

Since multiple PVCs may be defined on one physical port, it is possible for the cumulative Committed Information Rates (CIRs) to exceed the physical bandwidth of that port. This is referred to as over-subscription and when this occurs, the aggregate CIR defined for that port and PVC will not be available at any point in time.

The following types of PVC CIR are available:

- (a) Intrazone - An Intrazone PVC is a logical channel path between two customer Frame Relay ports within the same zone. Frame Relay zones are found in Application of Rates and Charges, under Frame Relay Zones.
- (b) Multi-jurisdictional - A Multi-jurisdictional PVC is a logical channel path between two customer Frame Relay ports, one being an interstate port and the other an intrastate port both located within the same Frame Relay zone. A Multi-jurisdictional PVC falls under federal jurisdiction and the PVC CIR rates, rules and regulations from the appropriate Company Tariff are applicable.

PVC CIR Optional Features

- (a) Interzone Transport - Interzone transport provides the mapping of a Frame Relay Intrazone PVC across one or more Frame Relay zone boundaries. Interzone Transport is available only with Intrazone PVC CIR at the rates set forth in 16.3.1(D)(6).
- (b) Frame Relay to ATM Service Interworking - Frame Relay to ATM Service Interworking provides for the conversion of Frame Relay packets to ATM cells and the conversion of ATM cells to Frame Relay Packets. Frame Relay to ATM Service Interworking is available with Intrazone and Multi-jurisdictional PVC CIR at no additional charge.

Backup UNI

Backup UNI service is a disaster avoidance and disaster recovery feature that consists of a Primary UNI and a Backup UNI, and incorporates PVC remapping capabilities of the Frame Relay network. The Primary UNI is terminated at the primary customer host location and in normal operation serves PVCs between the primary host location and various customer remote locations. A second UNI, which is designated by the customer as a Backup UNI, is installed and terminated at the customer's backup host location. During normal operations no PVCs are mapped to the Backup UNI. The customer will be required to purchase both UNIs. In the event of a Primary UNI, primary digital access line or, customer primary host location failure, the predefined PVC configuration can be remapped to the Backup UNI at the customer's request. Upon restoration of the Primary UNI service the customer must contact the Company to initiate remapping of PVCs from the Backup UNI back to the Primary UNI. A Backup UNI, which may serve as a backup to one or more Primary UNIs, can only backup one Primary UNI at a time. A Backup UNI must be the same port speed or greater than the Primary UNI(s).

* Effective June 12, 2022, Frontier will no longer support Moves, Adds or Changes nor new installations for Frame Relay Service II. Upon service term expiration, these services will transition to a Month-to-Month service arrangement.

(N)
(N)

FACILITIES FOR INTRASTATE ACCESS

16. ADVANCED COMMUNICATIONS NETWORKS (Cont'd)

16.2 Frame Relay Service II* (Cont'd)

(C)

(C) Regulations (Cont'd)

(3) Technical Specifications

FRS conforms to the transmission specification standards in the following references:

ANSI T1.602 Integrated Services Digital Network (ISDN) – Data Link Layer Signaling Specification for Application at the User-Network Interface – Issued 1989

ANSI T1.606 Frame Relay Bearer Service, Architectural Framework and Service Description – Issued 1990

ANSI T1.617 Integrated Services Digital Network (ISDN) – Digital Subscriber Signaling Specification for Frame Relay Bearer Service – Issued 1991.

ANSI T1.618 Integrated Services Digital Network (ISDN) – Core Aspects of Frame Relay Bearer Service – Issued 1991

(4) Provision of Service

FRS is provided to the customer in the form of the UNI Port and Access Line, UNI Port Only, Private NNI Port Only and CIR based PVCs. The UNI Port and Access Line forms the local access component to the customer's serving central office. The UNI Port Only and Private NNI Port Only include the electronic equipment necessary to interface the access line to the Frame Relay switch.

PVCs are provisioned on a specified speed and CIR basis, depending upon the customer's request. The actual throughput of aggregated PVC bandwidths in use at the same time on the same port cannot exceed the port speed.

The maximum CIR allowed is determined by the lower of the two port speeds connected by the PVC. The maximum CIR allowed for port speeds at 1.536 Mbps and below is 75% of the lower of the two port speeds. For port speeds above 1.536 Mbps to 44.7136 Mbps, the maximum CIR allowed is 50% of the lower of the two port speeds.

The PVC must be associated with at least one Frame Relay port. A Frame Relay port can be associated with multiple PVCs.

The customer subscribing to a Port Only or Port and Access Line will be referred to as the controller of the Frame Relay port. A separate entity may, with written authorization from the controller, subscribe to a PVC that allows communication between entities. A disconnect of a PVC does not result in the disconnect of the underlying access line and port. Only the controller may order the disconnect of the FRS.

The Frame Relay port with PVC CIR capacity may be ordered and billed separately from an associated Frame Relay port and PVC, and can have different customers as controllers.

4 Mbps, 6 Mbps, 10 Mbps and 22 Mbps speeds are provisioned utilizing 44.736 Mbps of transport bandwidth; no other service(s) may utilize the remaining bandwidth.

FRS is available where facilities and conditions permit.

* Effective June 12, 2022, Frontier will no longer support Moves, Adds or Changes nor new installations for Frame Relay Service II. Upon service term expiration, these services will transition to a Month-to-Month service arrangement.

(N)
(N)

FACILITIES FOR INTRASTATE ACCESS

16. ADVANCED COMMUNICATIONS NETWORKS (Cont'd)

16.2 Frame Relay Service II* (Cont'd)

(C)

(C) Regulations (Cont'd)

(5) Special Conditions

Maintenance Window

Occasionally, in order to perform software updates and other maintenance, it may be necessary to take the Frame Relay switch out of service, during the predetermined maintenance window of 11:00p.m. to 8:00 a.m. In these cases, all attempts will be made to notify the customer in advance as to the time and duration of these outages. The Company reserves the right to temporarily interrupt the FRS at other times in emergency situations.

(6) Obligations of the Customer

Where FRS is available for use in connection with communications systems or equipment provided by a customer or user, the operating characteristics of such systems or equipment shall be such as not to interfere with any services offered by the Company. Such use is subject to the further provisions that the equipment provided by the customer or user does not endanger the safety of the Company's employees or the public; damage, harm, require change in or alteration of the equipment or other services of the Company; interfere with the proper operation of the Company's equipment or otherwise injure the public in its use of the Company's services. Upon notice from the Company that the equipment provided by the customer or user is causing, or is likely to cause, such hazard or interference, the customer shall take such steps as shall be necessary to remove or prevent such hazard or interference.

The customer, upon request, shall furnish such information as may be required to permit the Company to design and maintain the FRS it offers and to assure that the service arrangement is in compliance with the regulations contained herein.

It shall be the responsibility of the customer to ensure the continuing compatibility of the customer-provided equipment that is used in conjunction with the FRS. The CPE shall be in compliance with the rules and regulations specified in this tariff.

The customer shall be responsible for obtaining permission for the Company's agents or employees to enter the premises of the customer at any reasonable hour for the purpose of installing, inspecting, repairing, or, upon termination of the service, removing the service components of the Company.

At service subscription, the customer must specify the CIR and is expected to provide the DLCI and the B(e) for each PVC ordered.

Error correction is the responsibility of the customer's terminal equipment and/or applications. If the FRS network experiences congestion or failures, customer data may be discarded. In addition, frames that are received in excess of the Maximum Burst Rate (MBR), with bad addresses, or other errors will be discarded on ingress to the network. The customer's Frame Relay terminal equipment has the responsibility for retransmitting frames that are discarded due to errors or network congestion.

The customer is responsible for provisioning the inside wire from the network interface to the Frame Relay compatible equipment.

* Effective June 12, 2022, Frontier will no longer support Moves, Adds or Changes nor new installations for Frame Relay Service II. Upon service term expiration, these services will transition to a Month-to-Month service arrangement.

(N)
(N)

FACILITIES FOR INTRASTATE ACCESS

16. ADVANCED COMMUNICATIONS NETWORKS (Cont'd)

16.2 Frame Relay Service II* (Cont'd)

(C)

(C) Regulations (Cont'd)

(6) Obligations of the Customer (Cont'd)

A customer ordering Backup UNI service is responsible for the following:

- Determining network configuration before and after the activation of Backup UNI service.
- Providing the Company with the appropriate information required for joint development of the Backup UNI database.
- Maintaining its own port configurations and router tables (for seamless changes from the Primary UNI to the Backup UNI, the customer must use the same addressing scheme on routers connected to the primary and backup sites).
- Contacting the Company to request all activations and deactivations of Backup UNI service.

(7) Obligations of the Company

The responsibility of the Company shall be limited to furnishing network equipment suitable for FRS and to the maintenance and operation of such equipment in a manner proper for such service. Subject to this responsibility, the Company shall not be responsible for the through transmission of signals generated by the customer-provided equipment or system, or for the quality of, or defects in, such transmission or the reception of signals by such equipment or systems.

The Company shall not be responsible for installation, operation or maintenance of any terminal equipment, data unit or communications system provided by a customer or user. The Company is not responsible for adapting FRS to the technological requirements of any specific customer equipment.

When a customer orders FRS which is relayed to Frame Relay networks of other carriers, the Company will provide advisory assistance as a part of the establishment of this service.

The Company shall not be responsible to the customer or user if changes in any of the equipment, operations or procedures of the Company used in the provision of FRS render any facilities provided by the customer or user obsolete or require modification or alteration of such equipment or system or otherwise affect its use or performance, provided the Company has met any applicable information disclosure requirements otherwise required by law.

The Company undertakes the responsibility to maintain and repair the service that it furnishes. Network equipment installed by the Company on the customer's premises shall be and remain the property of the Company. The customer or user may not rearrange, disconnect, remove, attempt to repair, remote test, or interface with any network equipment installed by the Company without prior written consent by the Company.

The Company, by written notice to the customer, may immediately discontinue the furnishing of FRS without incurring liability upon nonpayment of any sum due to the Company or a violation of any condition governing the furnishing of service.

The Company has the service responsibility up to and including the network interface.

* Effective June 12, 2022, Frontier will no longer support Moves, Adds or Changes nor new installations for Frame Relay Service II. Upon service term expiration, these services will transition to a Month-to-Month service arrangement.

(N)
(N)

FACILITIES FOR INTRASTATE ACCESS

16. **ADVANCED COMMUNICATIONS NETWORKS** (Cont'd)

16.2 Frame Relay Service II* (Cont'd)

(C)

(C) Regulations (Cont'd)

(8) Special Facilities Routing

The customer may request that the facilities used to provide FRS be specially routed. Additional charges will apply based on cost.

(9) Acceptance Testing

At the customer's request, the Company will cooperatively test at the time of installation at no additional charge. Acceptance tests will include tests for the parameters applicable to the service as specified in the order for service.

(10) Application of Rates and Charges

Rate Elements

The following rate elements are applicable to FRS:

UNI Port and Access Line
Port Only
- UNI Port Only
- Private NNI Port Only
PVC CIR
PVC CIR Optional Features
Subsequent PVC CIR Charge
Backup UNI
Software Change Charge

UNI Port and Access Line

A monthly recurring charge based on the speed of the port connection applies per port for each physical connection to the network supporting FRS. In addition, a nonrecurring charge applies to the month-to-month plan. Nonrecurring charges do not apply to UNI Port and Access Line offered on a Term Payment Plan (TPP). UNI Port and Access Line is offered on a month-to-month basis or as a TPP of one year, three years, or five years.

Port Only – UNI Port Only and Private NNI Port Only

A monthly recurring charge based on the speed of the port connection applies per port for each Port Only interface. In addition, a nonrecurring charge applies to the month-to-month plan. Nonrecurring charges do not apply to Port Only offered on a TPP. Port Only is offered on a month-to-month basis or as a TPP of one year, three years, or five years.

Refer to "Port Only" under "Service Components" for the rules and regulations associated with Port Only digital access facilities.

* Effective June 12, 2022, Frontier will no longer support Moves, Adds or Changes nor new installations for Frame Relay Service II. Upon service term expiration, these services will transition to a Month-to-Month service arrangement.

(N)
(N)

FACILITIES FOR INTRASTATE ACCESS

16. **ADVANCED COMMUNICATIONS NETWORKS** (Cont'd)

16.2 Frame Relay Service II* (Cont'd)

(C)

(C) Regulations (Cont'd)

(10) Application of Rates and Charges (Cont'd)

Rate Elements (Cont'd)

Permanent Virtual Circuit (PVC) Committed Information Rate (CIR)

Intrazone - A monthly recurring charge, based on CIR capacity, applies for each PVC requested by the customer. Frame Relay zones are found below.

Multi-jurisdictional - A Multi-jurisdictional PVC falls under federal jurisdiction and the PVC CIR rates, rules and regulations from the Frontier Telephone Companies FCC Tariff No. 8 are applicable.

PVC CIR Optional Features

(a) Interzone Transport – A monthly recurring charge, based on CIR capacity, applies for each application of Interzone Transport and is in addition to the applicable charges for Intrazone PVC CIR. Interzone Transport is available only with Intrazone PVC CIR.

(b) Frame Relay to ATM Service Interworking – Frame Relay to ATM Service Interworking is available with Intrazone and Multi-jurisdictional PVC CIR at no additional charge.

Subsequent PVC CIR Charge

A nonrecurring charge applies when a customer orders additional PVC CIR subsequent to the initial port installation.

<u>Frame Relay Zones:</u>	<u>Zone</u>	<u>Office</u>
	Adrian/Richmond	Adrian Richmond
	Alma/Alpena	Alma Alpena Roscommon
	Grand Ledge Muskegon	Grand Ledge Muskegon Three Rivers

Backup UNI

A nonrecurring charge applies when a customer requests an activation of the Backup UNI service. No additional charges are applied upon deactivation of Backup UNI service.

Software Change Charge

A nonrecurring charge applies per order, per UNI or Private NNI, when a customer requests a PVC parameter change (i.e., CIR, burst, DLCI re-map to a different host or remote). For each service order issued, the charge will be one Software Change Charge regardless of the number of changes made.

* Effective June 12, 2022, Frontier will no longer support Moves, Adds or Changes nor new installations for Frame Relay Service II. Upon service term expiration, these services will transition to a Month-to-Month service arrangement.

(N)
(N)

FACILITIES FOR INTRASTATE ACCESS

16. ADVANCED COMMUNICATIONS NETWORKS (Cont'd)

16.2 Frame Relay Service II* (Cont'd)

(C)

(C) Regulations (Cont'd)

(10) Application of Rates and Charges (Cont'd)

Service Charges

Unless otherwise stated in this Tariff, nonrecurring charges applicable to FRS are in lieu of service charges found elsewhere in this Tariff or other Company Tariffs. However, miscellaneous order modification charges may be applicable.

Minimum Period

The minimum period for FRS is one month except when the customer subscribes to a TPP. When PVCs are added to existing FRS, the minimum period for the PVC is one month.

Term Payment Plan (TPP)

- (a) The UNI Port and Access Line, UNI Port Only and Private NNI Port Only rate elements are available under a TPP. PVC CIR and PVC CIR Optional Features are not offered under a TPP.
- (b) Payment periods of one year, three years and five years are available to all customers at the applicable rates set forth in IV. following, regardless of when they subscribe to a TPP arrangement.
- (c) Termination Liability - See M.P.S.C. No. 7R, General Regulations Tariff.

Service Rearrangements

Additions to Service

- (a) With the exception of PVCs, when service elements are added to an existing service, the added elements must meet the minimum period requirements associated with the service to which they are added. When PVCs are added to an existing FRS, the minimum period for the added PVCs is one month.
- (b) Nonrecurring charges will apply for all additions to existing services or optional features for which nonrecurring charges normally apply at installation.
- (c) Related monthly rates and nonrecurring charges for addition(s) to service are the rate and charges in effect at the time of the addition(s).

* Effective June 12, 2022, Frontier will no longer support Moves, Adds or Changes nor new installations for Frame Relay Service II. Upon service term expiration, these services will transition to a Month-to-Month service arrangement.

(N)
(N)

FACILITIES FOR INTRASTATE ACCESS

16. ADVANCED COMMUNICATIONS NETWORKS (Cont'd)

16.2 Frame Relay Service II* (Cont'd)

(C)

(C) Regulations (Cont'd)

(10) Application of Rates and Charges (Cont'd)

Service Rearrangements (Cont'd)

Administrative Changes

Administrative changes to existing service will be made without charge(s) to the customer. Administrative changes may include but are not limited to the following:

- (a) Change of customer name, i.e., the customer or record does not change but rather the customer of record changes its name, e.g., XYZ Company to XYZ Communications,
- (b) Change of customer premises address when the change of address is not a result of a physical relocation of facilities,
- (c) Change in billing data (name, address, or contact name or telephone number), and
- (d) Change of customer contact name or telephone number.

Conversion of service to another jurisdiction will be treated as a disconnect of service and establishment of new service. However, if no other changes are ordered, no installation charges will apply.

Moves

When the customer requests a move or relocation of the UNI Port and Access Line, UNI Port Only or Private NNI Port Only, the move or relocation will be treated as a termination of the existing service and the establishment of a new service.

Upgrade to Higher Speed Service

The customer may elect to upgrade service(s) to a higher speed during a TPP period, subject to the following conditions:

- Both the existing and the new service are provided solely by the Company.
- The order to discontinue service at an existing speed or capacity and the order for the upgraded service are received by the Company at the same time.
- The new service will provided at the same customer location as the discontinued service.

* Effective June 12, 2022, Frontier will no longer support Moves, Adds or Changes nor new installations for Frame Relay Service II. Upon service term expiration, these services will transition to a Month-to-Month service arrangement.

(N)
(N)

FACILITIES FOR INTRASTATE ACCESS

16. **ADVANCED COMMUNICATIONS NETWORKS** (Cont'd)

16.2 Frame Relay Service II (Cont'd)

(D) Rates and Charges

(1) UNI Port and Access Line, each

	Nonrecurring Charge ¹	Monthly Rate
56 Kbps		
Month-to-Month	\$ 495.00	\$ 206.00
One Year	0.00	200.00
Three Years	0.00	188.00
Five Years	0.00	169.00
64 Kbps		
Month-to-Month	495.00	206.00
One Year	0.00	200.00
Three Years	0.00	188.00
Five Years	0.00	169.00
128 Kbps		
Month-to-Month	495.00	285.00
One Year	0.00	278.00
Three Years	0.00	249.00
Five Years	0.00	237.00
256 Kbps		
Month-to-Month	595.00	406.00
One Year	0.00	394.00
Three Years	0.00	358.00
Five Years	0.00	333.00
384 Kbps		
Month-to-Month	595.00	503.00
One Year	0.00	484.00
Three Years	0.00	460.00
Five Years	0.00	442.00
1.536 Mbps		
Month-to-Month	595.00	714.00
One Year	0.00	678.00
Three Years	0.00	636.00
Five Years	0.00	581.00

¹ Applies in lieu of service charges found elsewhere in this Tariff or other Company Tariffs.

* Effective June 12, 2022, Frontier will no longer support Moves, Adds or Changes nor new installations for Frame Relay Service II. Upon service term expiration, these services will transition to a Month-to-Month service arrangement.

(N)
 (N)

FACILITIES FOR INTRASTATE ACCESS

16. **ADVANCED COMMUNICATIONS NETWORKS** (Cont'd)

16.2 **Frame Relay Service II*** (Cont'd)

(C)

(D) **Rates and Charges** (Cont'd)

(1) UNI Port and Access Line, each (Cont'd)

	<u>Nonrecurring Charge¹</u>	<u>Monthly Rate</u>
4 Mbps		
Month-to-Month	\$ 795.00	\$ 3,509.00
One Year	0.00	3,358.00
Three Years	0.00	3,056.00
Five Years	0.00	2,783.00
6 Mbps		
Month-to-Month	795.00	3,993.00
One Year	0.00	3,812.00
Three Years	0.00	3,449.00
Five Years	0.00	3,146.00
10 Mbps		
Month-to-Month	795.00	4,417.00
One Year	0.00	4,235.00
Three Years	0.00	3,933.00
Five Years	0.00	3,509.00
22 Mbps		
Month-to-Month	795.00	4,659.00
One Year	0.00	4,477.00
Three Years	0.00	4,114.00
Five Years	0.00	3,630.00
44.736 Mbps		
Month-to-Month	795.00	5,082.00
One Year	0.00	4,780.00
Three Years	0.00	4,356.00
Five Years	0.00	3,872.00

¹ Applies in lieu of service charges found elsewhere in this Tariff or other Company Tariffs.

* Effective June 12, 2022, Frontier will no longer support Moves, Adds or Changes nor new installations for Frame Relay Service II. Upon service term expiration, these services will transition to a Month-to-Month service arrangement.

(N)
 (N)

FACILITIES FOR INTRASTATE ACCESS

16. **ADVANCED COMMUNICATIONS NETWORKS** (Cont'd)

16.2 Frame Relay Service II* (Cont'd)

(C)

(D) Rates and Charges (Cont'd)

(2) UNI Port Only², each

	Nonrecurring Charge ¹	Monthly Rate
56 Kbps		
Month-to-Month	\$ 95.00	\$ 61.00
One Year	0.00	58.00
Three Years	0.00	51.00
Five Years	0.00	45.00
64 Kbps		
Month-to-Month	95.00	61.00
One Year	0.00	58.00
Three Years	0.00	51.00
Five Years	0.00	45.00
128 Kbps		
Month-to-Month	150.00	107.00
One Year	0.00	101.00
Three Years	0.00	94.00
Five Years	0.00	83.00
256 Kbps		
Month-to-Month	150.00	167.00
One Year	0.00	160.00
Three Years	0.00	152.00
Five Years	0.00	140.00
384 Kbps		
Month-to-Month	150.00	212.00
One Year	0.00	204.00
Three Years	0.00	189.00
Five Years	0.00	172.00
1.536 Mbps		
Month-to-Month	295.00	327.00
One Year	0.00	315.00
Three Years	0.00	297.00
Five Years	0.00	276.00

1 Applies in lieu of service charges found elsewhere in this Tariff or other Company Tariffs.

2 Refer to "Port Only" under "Service Components" for the rules and regulations associated with Port Only digital access facilities.

* Effective June 12, 2022, Frontier will no longer support Moves, Adds or Changes nor new installations for Frame Relay Service II. Upon service term expiration, these services will transition to a Month-to-Month service arrangement.

(N)
 (N)

FACILITIES FOR INTRASTATE ACCESS

16. **ADVANCED COMMUNICATIONS NETWORKS** (Cont'd)

16.2 Frame Relay Service II* (Cont'd)

(C)

(D) Rates and Charges (Cont'd)

(2) UNI Port Only², each (Cont'd)

	Nonrecurring Charge ¹	Monthly Rate
4 Mbps		
Month-to-Month	\$ 395.00	\$ 847.00
One Year	0.00	787.00
Three Years	0.00	726.00
Five Years	0.00	666.00
6 Mbps		
Month-to-Month	395.00	908.00
One Year	0.00	817.00
Three Years	0.00	757.00
Five Years	0.00	696.00
10 Mbps		
Month-to-Month	395.00	968.00
One Year	0.00	878.00
Three Years	0.00	817.00
Five Years	0.00	726.00
22 Mbps		
Month-to-Month	395.00	1,089.00
One Year	0.00	968.00
Three Years	0.00	878.00
Five Years	0.00	787.00
44.736 Mbps		
Month-to-Month	395.00	1,210.00
One Year	0.00	1,089.00
Three Years	0.00	968.00
Five Years	0.00	878.00

1 Applies in lieu of service charges found elsewhere in this Tariff or other Company Tariffs.

2 Refer to "Port Only" under "Service Components" for the rules and regulations associated with Port Only digital access facilities.

* Effective June 12, 2022, Frontier will no longer support Moves, Adds or Changes nor new installations for Frame Relay Service II. Upon service term expiration, these services will transition to a Month-to-Month service arrangement.

(N)
 (N)

FACILITIES FOR INTRASTATE ACCESS

16. **ADVANCED COMMUNICATIONS NETWORKS** (Cont'd)

16.2 Frame Relay Service II* (Cont'd)

(C)

(D) Rates and Charges

(3) NNI Port Only², each

	<u>Nonrecurring Charge¹</u>	<u>Monthly Rate</u>
384Kbps		
Month-to-Month	\$150.00	\$ 212.00
One Year	0.00	204.00
Three Years	0.00	189.00
Five Years	0.00	172.00
1.536 Mbps		
Month-to-Month	295.00	327.00
One Year	0.00	315.00
Three Years	0.00	297.00
Five Years	0.00	276.00
44.736 Mbps		
Month-to-Month	395.00	1,210.00
One Year	0.00	1,089.00
Three Years	0.00	968.00
Five Years	0.00	878.00

- 1 Applies in lieu of service charges found elsewhere in this Tariff or other Company Tariffs.
- 2 Refer to "Port Only" under "Service Components" for the rules and regulations associated with Port Only digital access facilities.

* Effective June 12, 2022, Frontier will no longer support Moves, Adds or Changes nor new installations for Frame Relay Service II. Upon service term expiration, these services will transition to a Month-to-Month service arrangement.

(N)
 (N)

FACILITIES FOR INTRASTATE ACCESS

16. **ADVANCED COMMUNICATIONS NETWORKS** (Cont'd)

16.2 Frame Relay Service II* (Cont'd)

(C)

(D) Rates and Charges (Cont'd)

(4) Intrazone PVC CIR, per PVC

	<u>Monthly Rate</u>
4 Kbps	\$ 4.00
8 Kbps	5.00
16 Kbps	6.00
28 Kbps	7.00
32 Kbps	8.00
42 Kbps	11.00
48 Kbps	13.00
64 Kbps	15.00
96 Kbps	22.00
128 Kbps	27.00
192 Kbps	36.00
256 Kbps	42.00
288 Kbps	48.00
384 Kbps	54.00
512 Kbps	60.00
576 Kbps	65.00
768 Kbps	70.00
1152 Kbps	80.00
1536 Kbps	90.00
2 Mbps	95.00
3 Mbps	100.00
4 Mbps	120.00
5 Mbps	142.00
6 Mbps	164.00
7 Mbps	186.00
8 Mbps	207.00
9 Mbps	229.00
10 Mbps	250.00
11 Mbps	266.00
12 Mbps	282.00
13 Mbps	298.00
14 Mbps	314.00
15 Mbps	330.00
16 Mbps	346.00
17 Mbps	362.00
18 Mbps	378.00
19 Mbps	394.00
20 Mbps	410.00
21 Mbps	426.00
22 Mbps	442.00

(5) Multi-jurisdictional PVC falls under federal jurisdiction and the PVC CIR rates, rules and regulations from the Frontier Telephone Companies FCC Tariff No. 8 are applicable.

* Effective June 12, 2022, Frontier will no longer support Moves, Adds or Changes nor new installations for Frame Relay Service II.
 Upon service term expiration, these services will transition to a Month-to-Month service arrangement.

(N)
 (N)

FACILITIES FOR INTRASTATE ACCESS

16. **ADVANCED COMMUNICATIONS NETWORKS** (Cont'd)

16.2 Frame Relay Service II* (Cont'd)

(C)

(D) Rates and Charges

(6) Interzone Transport¹ PVC CIR Optional Features, per PVC

	<u>Monthly Rate</u>
4 Kbps	\$ 13.00
8 Kbps	14.00
16 Kbps	15.00
28 Kbps	16.00
32 Kbps	17.00
42 Kbps	20.00
48 Kbps	25.00
64 Kbps	30.00
96 Kbps	38.00
128 Kbps	43.00
192 Kbps	59.00
256 Kbps	73.00
288 Kbps	82.00
384 Kbps	91.00
512 Kbps	110.00
576 Kbps	115.00
768 Kbps	125.00
1152 Kbps	145.00
1536 Kbps	160.00
2 Mbps	180.00
3 Mbps	195.00
4 Mbps	205.00
5 Mbps	243.00
6 Mbps	286.00
7 Mbps	329.00
8 Mbps	373.00
9 Mbps	416.00
10 Mbps	460.00
11 Mbps	502.00
12 Mbps	544.00
13 Mbps	586.00
14 Mbps	628.00
15 Mbps	670.00
16 Mbps	704.00
17 Mbps	738.00
18 Mbps	772.00
19 Mbps	806.00
20 Mbps	840.00
21 Mbps	869.00
22 Mbps	898.00

(7) Frame Relay to ATM Service Interworking No Charge

¹ The monthly rate applies in addition to the applicable rates for Intrazone PVC CIR.

* Effective June 12, 2022, Frontier will no longer support Moves, Adds or Changes nor new installations for Frame Relay Service II. Upon service term expiration, these services will transition to a Month-to-Month service arrangement.

(N)
 (N)

FACILITIES FOR INTRASTATE ACCESS

16. **ADVANCED COMMUNICATIONS NETWORKS** (Cont'd)

16.2 Frame Relay Service II* (Cont'd)

(C)

(E) Rates and Charges (Cont'd)

Nonrecurring Charge¹

(8) Subsequent PVC CIR Charge, per PVC CIR	\$20.00
(8) Backup UNI, Per Activation	\$ 200.00
(9) Software Change Charge, Per Order, Per UNI or Private NNI	30.00

*

¹ Applies in lieu of service charges found elsewhere in the Tariff or other Company Tariffs.

* Effective June 12, 2022, Frontier will no longer support Moves, Adds or Changes nor new installations for Frame Relay Service II. Upon service term expiration, these services will transition to a Month-to-Month service arrangement.

(N)
(N)

FACILITIES FOR INTRASTATE ACCESS

16. ADVANCED COMMUNICATIONS NETWORKS (Cont'd)

16.3 Asynchronous Transfer Mode (ATM) Service*

Effective November 15, 2004, ATM Service as provided in Section 16.4. is no longer available to new customers. Existing OPP customers may continue their service until their OPP expires or their service is disconnected, whichever occurs first. Moves, additions or changes will not be permitted. Termination Liability as described in this section will not apply if a customer with an existing OPP discontinues service to subscribe to Asynchronous Transfer Mode Cell Relay Service on an Extended Service Plan of equal or greater value than the remaining OPP.

(A) Service Description

Asynchronous Transfer Mode (ATM) Service is a form of "fast packet" switching service for high speed networks which require flexible bandwidth, high-performance transport and switching for connectivity between and among widely distributed Customer locations. ATM is a cell-based, connection-oriented, switching and multiplexing technology designed to be a fast, general purpose transfer mode for multiple services.

ATM Network Service conforms to protocol standards created by the ITU-T (Telecommunication Standardization Bureau of the International Telecommunication Union, formerly Consultative Committee for International Telegraph and Telephone [CCITT]) and American National Standards Institute (ANSI), publications T1.511, T1.627 and T1.630.

ATM is a high-bandwidth medium with low delay and has the capability to be switched to a specific destination.

ATM Service is available where facilities and conditions permit.

(B) Service Provisioning

ATM is a data networking technology that uses 53 byte cells, consisting of a 5 byte header which contains addressing, payload type and network priority information and a 48 byte payload for data. The cells are transmitted through an ATM network in a "real time" (low delay in transmission) or "non-real time" sensitive manner on virtual channels.

ATM Service can be provisioned over DS1, DS3, OC3c, and OC12c access channels.

(1) UNI (User to Network Interface) Port and Access Line

Customers can subscribe to ATM Service based on the speed of the port connection (i.e., DS1, DS3, OC3c or OC12c facilities) applicable for each physical connection to the network switch supporting ATM service. A port is the entry point on the switch to which the Customer is connected. Ports are available which allow connection to the ATM network at speeds of DS1 to OC12c. Each port can accommodate multiple Permanent Virtual Circuits (PVCs). UNI Port and Access Lines are available on a one-year, three-year or five-year Optional Payment Plan (OPP).

* Effective June 12, 2022, Frontier will no longer support Moves, Adds or Changes nor new installations for Asynchronous Transfer Mode (ATM) Service. Upon service term expiration, these services will transition to a Month-to-Month service arrangement. (C)
(C)

FACILITIES FOR INTRASTATE ACCESS

16. ADVANCED COMMUNICATIONS NETWORKS (Cont'd)

16.3 Asynchronous Transfer Mode (ATM) Service * (Cont'd)

(B) Service Provisioning (Cont'd)

(2) UNI Port Only

Customers can order port only access based on the speed of port connection (DS1 or DS3 facilities) applicable for each access line or digital private line connection to the network switch supporting ATM Service. Each port can accommodate multiple PVCs. UNI Port Only is available on a one-year, three-year or five-year Optional Payment Plan (OPP). The regulations, rates and charges for the access facilities from Section 5 of this tariff are in addition to the rates and charges associated with the ATM rate elements.

Permanent Virtual Circuits (PVCs) are logical circuits that define a specific path for data sent by the Customer to another location. These circuits are virtual because they are established in software tables and do not tie up capacity when not in use. This also allows multiple paths to be defined on any given port, thereby providing a single access line the capability to transmit data to multiple destinations.

Permanent Virtual Path (PVP) provides for aggregation of multiple PVCs into a single path. The traffic management parameters for all PVCs in the PVP must be defined at the same level of service. All PVCs in the PVP must have the same originating and terminating end ports. The applicable Sustained Cell Rate (SCR) and Peak Cell Rate (PCR) rates apply for the aggregate SCR and PCR of all the PVCs in the PVP.

If the information provided by the Customer on the requested PVCs results in an interstate arrangement, the PVC falls under federal jurisdiction and the PVC rate from Frontier Telephone Companies Tariff FCC No. 8, is applicable.

Switched Virtual Circuits (SVCs) allows customers to setup temporary SVCs versus the fixed PVCs. The same UNI Port can simultaneously support both SVCs and PVCs. Frame Relay to ATM Interworking is not supported via ATM SVCs. Sustained Cell Rate (SCR) and/or Peak Cell Rate (PCR) for SVCs must be purchased on a per UNI port basis. In addition, SCR and/or PCR must be purchased on a per quality of service basis for Constant Bit Rate (CBR), Variable Bit Rate-Real Time (VBR-rt) and/or Variable Bit Rate-Non Real Time (VBR-nrt) per UNI port basis.

Customers can subscribe to pricing scheme(s), which charge for Sustained Cell Rate (SCR). SCR is an amount of bandwidth which the company commits to providing in the network for customer traffic. SCR is set for every PVC defined on an end-to-end basis. SCR is set for SVC service on a per UNI basis for each quality of service required.

* Effective June 12, 2022, Frontier will no longer support Moves, Adds or Changes nor new installations for Asynchronous Transfer Mode (ATM) Service. Upon service term expiration, these services will transition to a Month-to-Month service arrangement. (C)
(C)

FACILITIES FOR INTRASTATE ACCESS

16. ADVANCED COMMUNICATIONS NETWORKS (Cont'd)

16.3 Synchronous Transfer Mode (ATM) Service* (Cont'd)

(B) Service Provisioning (Cont'd)

Company ATM switches are responsible for guaranteeing the traffic priority parameter ordered by the Customer. Traffic prioritization parameters refer to priorities given to cell transmissions and sensitivity of cells to delay variation and loss within the network. Constant Bit Rate (CBR) traffic is given first priority, Variable Bit Rate-Real Time (VBR-rt) traffic is given second priority, Variable Bit Rate-Non Real Time (VBR-nrt) traffic is given third priority, and Unspecified Bit Rate (UBR) traffic is given last priority - based upon the traffic in the network at any given point in time.

The four traffic prioritization parameter categories are defined as follows:

- Constant Bit Rate (CBR): An ATM traffic management parameter that supports the transmission of a continuous bit stream of traffic from those applications such as video, voice, and circuit emulation, which require rigorous timing control and performance parameters.
- Variable Bit Rate-Real Time (VBR-rt): An ATM traffic management parameter that allows for applications where a PVC requires low cell delay variation. For example, VBR-rt would be utilized for applications such as variable bit rate video compression, and packet voice and video, which are somewhat tolerant of delay.
- Variable Bit Rate-Non Real Time (VBR-nrt): An ATM traffic management parameter that allows for applications where a PVC can tolerate larger cell delay variation than VBR-rt. For example VBR-nrt would be utilized for applications such as data file transfers.
- Unspecified Bit Rate (UBR): An ATM traffic management parameter that allows for applications that do not require a Quality of Service (QoS) like CBR and VBR. Unlike PCR and SCR, it is the lowest class of service. UBR is a bursty, not steady, flow of data with varying bandwidth requirements (e.g., LAN traffic). UBR is considered a best effort service.

In ATM transmission, Peak Cell Rate (PCR) is the highest available rate of information that can be transferred on a Variable Bit Rate connection, and the continuous cell rate allowed for Constant Bit Rate. Cells exceeding the Sustained Cell Rate and below the Peak Cell Rate will be limited to a maximum burst size.

Customers may purchase PCR in 1 Mbps increments.

* Effective June 12, 2022, Frontier will no longer support Moves, Adds or Changes nor new installations for Asynchronous Transfer Mode (ATM) Service. Upon service term expiration, these services will transition to a Month-to-Month service arrangement. (C)
(C)

FACILITIES FOR INTRASTATE ACCESS

16. ADVANCED COMMUNICATIONS NETWORKS (Cont'd)

16.3 Asynchronous Transfer Mode (ATM) Service* (Cont'd)

(B) Service Provisioning (Cont'd)

Frame Relay to ATM Service Interworking:

An end user may send data from a premise location with a Frame Relay User to Network Interface (UNI) or a Network to Network Interface (NNI) to another premise with an Asynchronous Transfer Mode (ATM) Service UNI. Frame Relay to ATM Service Interworking provides for the conversion of Frame Relay packets to ATM cells and the conversion of ATM Cells to Frame Relay packets. Frame Relay Service(s) and ATM Service(s) must be established in order to provision a Frame Relay to ATM Service Interworking PVC. This conversion occurs between bandwidth equivalent CIR (Committed Information Rates) and SCR (Sustained Cell Rates). Cell conversion occurs at VBR-nrt. Frame Relay to ATM Service Interworking cannot be supported with ATM SVCs.

(C) Obligations of the Telephone Company

The Company is responsible for service up to and including the network interface device. The Company shall provision service over facilities suitable for ATM transmission, where available, for the effective maximum data rates of a DS1 (1.536 Mbps per second), DS3 (44.2 Mbps per second), OC3c (155 Mbps per second, concatenated) or OC12c (622.08 Mbps per second, concatenated).

Occasionally, in order to perform software updates and other maintenance, it may be necessary to take the ATM switch out of service, during the predetermined maintenance window of 12:01 a.m. to 6:00 a.m. In these cases, all attempts will be made to notify the Customer in advance as to the time and duration of these outages. The Company reserves the right to temporarily interrupt ATM Service at other times in emergency situations.

(D) Obligations of the Customer

The Customer must provide compatible equipment in accordance with interface specifications defined in ANSI Standards for ATM services.

The Customer is responsible for the installation, operation and maintenance of any Customer provided equipment (CPE).

The Customer must specify the speed for each ATM port ordered. The Customer must specify the SCR, PCR, and traffic management parameters at the time of the order for each PVC and/or SVC activation. In addition, Customer must specify SVC Activation, SVC Bundle and SVC Closed User Group (CUG) requirement. SVC activation requires UNI 4.0 interface on Customer Provided Equipment (CPE).

* Effective June 12, 2022, Frontier will no longer support Moves, Adds or Changes nor new installations for Asynchronous Transfer Mode (ATM) Service. Upon service term expiration, these services will transition to a Month-to-Month service arrangement. (C)
(C)

FACILITIES FOR INTRASTATE ACCESS

16. ADVANCED COMMUNICATIONS NETWORKS (Cont'd)

16.3 Asynchronous Transfer Mode (ATM) Service* (Cont'd)

(D) Obligations of the Customer (Cont'd)

The Customer shall be responsible for obtaining permission for the Company's agents or employees to enter the Customer's designated location(s) at any reasonable hour for the purpose of installing, inspecting, repairing, or, upon termination of the service, removing the service components of the Company.

The Customer must provide to the Company a point of contact with information to include the contact name, telephone number, mailing address, and electronic mail (e-mail) address for notification purposes.

(E) Rate Regulations

(1) Minimum Period

The minimum period for ATM Network Service is one year, except when provided under an Optional Payment Plan (OPP) arrangement. The regulations applicable to ATM Network Service provided under an OPP arrangement are specified under 16.4(F).

(2) Rate Elements

(a) ATM UNI Port and Access Line

A nonrecurring charge and a monthly rate, based on the speed of the port connection (i.e., DS1, DS3, OC3c, or OC12c) apply per port for each ATM access line connection to the network supporting ATM Service. Each port can accommodate multiple PVCs or SVCs.

The OC3c Port and Access Line is provided in mileage bands according to the distance from the Company ATM switch to the Customer's serving wire center.

(b) ATM UNI Port Only

A nonrecurring charge and a monthly rate, based on the speed of the port connection (DS1 or DS3), apply per port for each ATM access channel connection to the network supporting ATM Service. Each port can accommodate multiple PVCs or SVCs.

Special access rates to the nearest Company ATM switch are in addition to the ATM UNI Port charges and are available from Section 5 of this Tariff.

* Effective June 12, 2022, Frontier will no longer support Moves, Adds or Changes nor new installations for Asynchronous Transfer Mode (ATM) Service. Upon service term expiration, these services will transition to a Month-to-Month service arrangement. (C)
(C)

FACILITIES FOR INTRASTATE ACCESS

16. ADVANCED COMMUNICATIONS NETWORKS (Cont'd)

16.3 Asynchronous Transfer Mode (ATM) Service* (Cont'd)

(C)

(E) Rate Regulations (Cont'd)

(2) Rate Elements (Cont'd)

(c) Sustained Cell Rate-Permanent Virtual Circuit (SCR-PVC)

A monthly rate applies for each PVC and/or SVC based on the SCR and traffic management parameter requested by the Customer. SCR cannot exceed the port size. SCR is applied on an end-to-end basis for PVC, and a per UNI basis by quality of service required for SVCs.

(d) Sustained Cell Rate-Additional

Sustained Cell Rate-Additional provides for additional SCR above the 50 Mbps available in this Tariff. A monthly recurring charge applies for each 5 Mbps of Sustained Cell Rate-Additional ordered based on the traffic management parameter selected. This charge is in addition to the Sustained Cell Rate.

(e) Peak Cell Rate (PCR)

Peak Cell Rate is the maximum data rate a Customer may send data into the ATM network on a PVC or SVC. The PCR on a PVC and/or SVC is defined as the SCR plus the incremental PCR. Incremental PCR is available in 1 Mbps increments and is in addition to the SCR.

(f) Frame Relay to ATM Service Interworking

A monthly recurring charge applies, based on SCR ordered, for a Frame Relay to ATM Service interworking PVC. Service includes SCR-PVC rates and equivalent Frame Relay CIR-PVC rates and provides for bandwidth transmission through the network. The minimum period for a Frame Relay Service to ATM Service Interworking PVC is one month.

(g) SVC Activation

The SVC Activation enables Customer to utilize SVCs on a per UNI port basis.

(h) SVC Bundle per Five SVCs

Each SVC bundle enables Customer to support up to five SVCs of any quality of service mix consisting of CBR, VBR-rt and/or VBR-nrt.

* Effective June 12, 2022, Frontier will no longer support Moves, Adds or Changes nor new installations for Asynchronous Transfer Mode (ATM) Service. Upon service term expiration, these services will transition to a Month-to-Month service arrangement. (C)
(C)

FACILITIES FOR INTRASTATE ACCESS

16. ADVANCED COMMUNICATIONS NETWORKS (Cont'd)

16.3 Asynchronous Transfer Mode (ATM) Service* (Cont'd)

(E) Rate Regulations (Cont'd)

(2) Rate Elements (Cont'd)

(i) SVC Closed User Group (CUG) (Per Establishment)

The SVC CUG enables Customer to establish a level of security to protect against SVCs being established from and/or to unauthorized user groups. Each user group establishment enables Customer to define a specific group of ATM addresses that are authorized to establish SVCs amongst themselves.

(j) SVC Closed User Group (CUG) (Per Entry)

The SVC CUG enables Customer to establish a level of security to protect against SVCs being established from and/or to unauthorized user groups. Each entry addition enables Customer to add a specific ATM address to an established CUG.

(k) Enabling UBR (Unspecified Bit Rate)

UBR is provided, upon customer request, only when the combination VBR and CBR bandwidth purchased (either SVC or PVC or any combination) is equal to at least 50% of the bandwidth capacity of the UNI. When UBR bandwidth is made available, it is available for both PVCs and SVCs.

(F) Optional Payment Plan (OPP)

(1) General

The terms and conditions specified herein are applicable to ATM Service and are in addition to other regulations as specified in this Tariff.

The ATM UNI Port with Access Line and ATM UNI Port Only rate elements are available under an OPP. Nonrecurring charges apply for initial OPP orders. NRCs will not be applied for changes in OPP lengths of Ports or Port and Access Lines. Digital special access lines and additional features are available at their tariffed rates and regulations.

Three-year and five-year OPP rates will be equal to or less than the one-year OPP rates. Decreases to the one-year OPP rates will flow through to the three-year and five-year OPP rates.

Payment periods of one-year, three-years, and five-years are available to all Customers at the applicable rates set forth in 16.4(G) regardless of when they subscribe to an OPP arrangement.

* Effective June 12, 2022, Frontier will no longer support Moves, Adds or Changes nor new installations for Asynchronous Transfer Mode (ATM) Service. Upon service term expiration, these services will transition to a Month-to-Month service arrangement. (C)
(C)

FACILITIES FOR INTRASTATE ACCESS

16. ADVANCED COMMUNICATIONS NETWORKS (Cont'd)

16.3 Asynchronous Transfer Mode (ATM) Service* (Cont'd)

(F) Optional Payment Plan (OPP) (Cont'd)

(1) General (Cont'd)

The Customer must designate the payment period for the OPP.

Inside moves as specified in Section 5.6.4(A) will not incur termination liability charges.

Outside moves as specified in Section 5.6.4(B) will allow the Customer to retain the same OPP payment period. Any other move will be treated as a disconnect of the service and termination liability charges will apply.

(2) Changes in Length of OPP Period

Prior to the completion of the selected OPP period, the Customer may elect to convert to a new OPP period of the same or different length, subject to the following conditions:

- No credit toward the new payment period will be given for payments made under the original OPP arrangement.
- Nonrecurring charges will not be reapplied for existing service(s).
- If the new OPP period is shorter in length than the time remaining under the existing OPP, the change to the new OPP period constitutes a discontinuance of the existing OPP service and termination liability charges apply.

(3) Renewal Options

At the expiration of an OPP period, the Company will automatically renew the service at the same OPP period unless the Customer chooses to convert to a different OPP period or discontinue service.

Conversion to a different OPP period will require the Customer to submit a change order. Conversion of existing OPP service to a different OPP period will be allowed without application of any nonrecurring or ordering charges.

(4) Notification of Discontinuance

A request for discontinuance of an OPP arrangement must be received by the Company at least thirty (30) days prior to actual disconnect of service. Recurring charges will apply for a period of thirty (30) days from the date the Company receives disconnect notification or until the requested disconnect date, whichever period is longer.

(5) Upgrade to Higher Speed Service

Customers may elect to upgrade service(s) to a higher speed during an OPP period, subject to the following conditions:

- The order to discontinue a service at an existing speed or capacity and the order for the upgraded service are received by the Company at the same time.
- The length of the OPP period for the upgraded service(s) meets or exceeds the remaining length of the existing OPP.

* Effective June 12, 2022, Frontier will no longer support Moves, Adds or Changes nor new installations for Asynchronous Transfer Mode (ATM) Service. Upon service term expiration, these services will transition to a Month-to-Month service arrangement. (C)
(C)

FACILITIES FOR INTRASTATE ACCESS

16. ADVANCED COMMUNICATIONS NETWORKS (Cont'd)

16.3 Asynchronous Transfer Mode (ATM) Service* (Cont'd)

(F) Optional Payment Plan (OPP) (Cont'd)

(5) Upgrade to Higher Speed Service (Cont'd)

- The total monthly rate of the new agreement is equal to or greater than the total monthly rate of the existing agreement period.
- The monthly rates for the upgraded service and/or service elements will be those in effect at the time of the service upgrade.
- Termination Liability charges will not apply as long as the upgraded service remains connected at the same point of termination(s) and is provided by the Company.
- Nonrecurring Charges will not apply to the upgraded Port or Port and Access Line. Special construction charges, if appropriate, may apply.

(6) Termination Liability

When an OPP arrangement is discontinued prior to the end of the period, termination liability charges, as set forth below, will apply based on the remainder of the OPP period in effect at the time of disconnect.

Charges will also be applicable if the number of services falls below the minimal amount of ATM services (Port Only or Port and Access) defined at the start of the contract. Charges are set forth below with the penalty assessed for each service that falls below the minimum number multiplied by the number of months required to attain the minimum contract commitment.

One-Year OPP -50% of any remaining portion of the first year recurring charges for the in-service quantity.

Three-Year OPP -50% of any remaining portion of the first year recurring charges. In addition, for any remaining portion of the second and third years, the Customer will be liable for 10% of the total monthly recurring charges in that time period for the in-service quantity.

Five-Year OPP -50% of any remaining portion of the first year recurring charges. In addition, for any remaining portion of the second through fifth years, the Customer will be liable for 20% of the total monthly recurring charges in that time period for the in-service quantity.

(7) Termination Without Liability

During an OPP period, should the current effective rate for a Customer's service increase, the Customer may, at his option, terminate the OPP arrangement without penalty or liability.

(8) Credit of Termination Liability

Credit of termination liability charges for ATM services may be applicable in the case of re-establishment of similar ATM service of equal to or higher speeds within six months of termination for the same length of the OPP. The amount of credit will be one-sixth of the penalty times the number of months service is re-established until the sixth month.

(G) Reserved for future use

* Effective June 12, 2022, Frontier will no longer support Moves, Adds or Changes nor new installations for Asynchronous Transfer Mode (ATM) Service. Upon service term expiration, these services will transition to a Month-to-Month service arrangement. (C)
(C)

FACILITIES FOR INTRASTATE ACCESS

16. **ADVANCED COMMUNICATIONS NETWORKS** (Cont'd)

16.3 Asynchronous Transfer Mode (ATM) Service* (Cont'd)

(H) Rates and Charges

	<u>Nonrecurring Charge</u>	<u>Monthly Rate</u>
(1) UNI Port and Access Line		
DS-1		
(1 Year)	\$ 650.00	\$ 650.00
(3 Years)	650.00	525.00
(5 Years)	650.00	500.00
DS-3		
(1 Year)	3,000.00	1,900.00
(3 Years)	3,000.00	1,750.00
(5 Years)	3,000.00	1,700.00
OC-3c		
Mileage Band A 0 Miles		
(1 Year)	3,000.00	1,900.00
(3 Years)	3,000.00	1,750.00
(5 Years)	3,000.00	1,700.00
Mileage Band B 1-10 Miles		
(1 Year)	3,000.00	2,100.00
(3 Years)	3,000.00	1,950.00
(5 Years)	3,000.00	1,800.00
Mileage Band C 11-20 Miles		
(1 Year)	3,000.00	2,300.00
(3 Years)	3,000.00	2,150.00
(5 Years)	3,000.00	2,000.00
Mileage Band D 21-30 Miles		
(1 Year)	3,000.00	2,500.00
(3 Years)	3,000.00	2,350.00
(5 Years)	3,000.00	2,200.00
Mileage Band E 31-40 Miles		
(1 Year)	3,000.00	2,700.00
(3 Years)	3,000.00	2,550.00
(5 Years)	3,000.00	2,400.00
OC-12c		
(1 Year)	3,000.00	4,800.00
(3 Years)	3,000.00	4,600.00
(5 Years)	3,000.00	4,350.00

* Effective June 12, 2022, Frontier will no longer support Moves, Adds or Changes nor new installations for Asynchronous Transfer Mode (ATM) Service. Upon service term expiration, these services will transition to a Month-to-Month service arrangement. (C)
 (C)

FACILITIES FOR INTRASTATE ACCESS

16. **ADVANCED COMMUNICATIONS NETWORKS** (Cont'd)

16.3 Asynchronous Transfer Mode (ATM) ServiceU^(*) (Cont'd)

(C)

(H) Rates and Charges (Cont'd)

	<u>Nonrecurring Charge</u>	<u>Monthly Rate</u>
(2) UNI Port Only*		
DS-1		
(1 Year)	\$ 650.00	\$ 180.00
(3 Years)	650.00	175.00
(5 Years)	650.00	170.00
DS-3		
(1 Year)	1,500.00	400.00
(3 Years)	1,500.00	370.00
(5 Years)	1,500.00	350.00

* The access line facility regulations, rates and charges from Section 5 are in addition to the rates associated with these ATM rate elements.

(*) Effective June 12, 2022, Frontier will no longer support Moves, Adds or Changes nor new installations for Asynchronous Transfer Mode (ATM) Service. Upon service term expiration, these services will transition to a Month-to-Month service arrangement. (C)
(C)

FACILITIES FOR INTRASTATE ACCESS

16. **ADVANCED COMMUNICATIONS NETWORKS** (Cont'd)

16.3 Asynchronous Transfer Mode (ATM) Service* (Cont'd)

(H)	<u>Rates and Charges</u> (Cont'd)	<u>Nonrecurring Charge</u>	<u>Monthly Rate</u>
(3)	Sustained Cell Rate Permanent Virtual Channel/Switched Virtual Circuit		
	0-32 Kbps SCR-CBR	\$ 0.00	\$ 12.00
	VBR-rt	0.00	10.00
	VRB-nrt	0.00	8.00
	33-64 Kbps SCR-CBR	0.00	22.50
	VBR-rt	0.00	18.75
	VRB-nrt	0.00	15.00
	65-96 Kbps SCR-CBR	0.00	33.00
	VBR-rt	0.00	27.50
	VRB-nrt	0.00	22.00
	97-128 Kbps SCR-CBR	0.00	43.50
	VBR-rt	0.00	36.25
	VRB-nrt	0.00	29.00
	129-192 Kbps SCR-CBR	0.00	54.00
	VBR-rt	0.00	45.00
	VRB-nrt	0.00	36.00
	193-256 Kbps SCR-CBR	0.00	63.00
	VBR-rt	0.00	52.50
	VRB-nrt	0.00	42.00
	257-320 Kbps SCR-CBR	0.00	72.00
	VBR-rt	0.00	60.00
	VRB-nrt	0.00	48.00
	321-384 Kbps SCR-CBR	0.00	81.00
	VBR-rt	0.00	67.50
	VRB-nrt	0.00	54.00
	385-512 Kbps SCR-CBR	0.00	90.00
	VBR-rt	0.00	75.00
	VRB-nrt	0.00	60.00
	513-768 Kbps SCR-CBR	0.00	97.50
	VBR-rt	0.00	81.50
	VRB-nrt	0.00	65.00
	769-1152 Kbps SCR-CBR	0.00	105.00
	VBR-rt	0.00	87.50
	VRB-nrt	0.00	70.00
	1.153-1.536 Mbps SCR-CBR	0.00	112.50
	VBR-rt	0.00	93.75
	VRB-nrt	0.00	75.00

* Effective June 12, 2022, Frontier will no longer support Moves, Adds or Changes nor new installations for Asynchronous Transfer Mode (ATM) Service. Upon service term expiration, these services will transition to a Month-to-Month service arrangement. (C)
 (C)

FACILITIES FOR INTRASTATE ACCESS

16. **ADVANCED COMMUNICATIONS NETWORKS** (Cont'd)

16.3 Asynchronous Transfer Mode (ATM) Service* (Cont'd)

(H) <u>Rates and Charges</u> (Cont'd)	<u>Nonrecurring Charge</u>	<u>Monthly Rate</u>
(3) Sustained Cell Rate- Permanent Virtual Circuit/Switched Virtual Circuit (SCR-PVC) (Cont'd)		
1.537-4 Mbps SCR-CBR	\$ 0.00	\$ 180.00
VBR-rt	0.00	150.00
VRB-nrt	0.00	120.00
4-6 Mbps SCR-CBR	0.00	270.00
VBR-rt	0.00	225.00
VRB-nrt	0.00	180.00
6-8 Mbps SCR-CBR	0.00	360.00
VBR-rt	0.00	300.00
VRB-nrt	0.00	240.00
8-10 Mbps SCR-CBR	0.00	450.00
VBR-rt	0.00	375.00
VRB-nrt	0.00	300.00
10-15 Mbps SCR-CBR	0.00	495.00
VBR-rt	0.00	412.50
VRB-nrt	0.00	330.00
15-20 Mbps SCR-CBR	0.00	615.00
VBR-rt	0.00	512.50
VRB-nrt	0.00	410.00
20-25 Mbps SCR-CBR	0.00	735.00
VBR-rt	0.00	612.50
VRB-nrt	0.00	490.00
25-30 Mbps SCR-CBR	0.00	855.00
VBR-rt	0.00	712.50
VRB-nrt	0.00	570.00
30-35 Mbps SCR-CBR	0.00	975.00
VBR-rt	0.00	812.50
VRB-nrt	0.00	650.00
35-40 Mbps SCR-CBR	0.00	1,095.00
VBR-rt	0.00	912.50
VRB-nrt	0.00	730.00
40-45 Mbps SCR-CBR	0.00	1,200.00
VBR-rt	0.00	1,000.00
VRB-nrt	0.00	800.00
45-50 Mbps SCR-CBR	0.00	1,305.00
VBR-rt	0.00	1,087.50
VRB-nrt	0.00	870.00

* SCR rates apply on an end-to-end basis per PVC and/or on a per UNI basis by quality of service required for SVCs.

(*) Effective June 12, 2022, Frontier will no longer support Moves, Adds or Changes nor new installations for Asynchronous Transfer Mode (ATM) Service. Upon service term expiration, these services will transition to a Month-to-Month service arrangement. (C)
 (C)

FACILITIES FOR INTRASTATE ACCESS

16. **ADVANCED COMMUNICATIONS NETWORKS** (Cont'd)

16.3 Asynchronous Transfer Mode (ATM) Service* (Cont'd)

(H)	<u>Rates and Charges</u> (Cont'd)	<u>Nonrecurring Charge</u>	<u>Monthly Rate</u>
(4)	SVC Activation Charge Per UNI Port	\$ 50.00	\$ 0.00
(5)	SVC Bundle per (5) SVCs Per UNI Port Activated	50.00	5.00
(6)	SVC Closed User Group (CUG) Per Group Establishment	50.00	0.00
(7)	SVC Closed User Group (CUG) Per Entry Addition	25.00	0.00

SCR Rates apply on an end-to-end basis per PVC and/or on a per UNI basis by QoS required for SVCs.

* Effective June 12, 2022, Frontier will no longer support Moves, Adds or Changes nor new installations for Asynchronous Transfer Mode (ATM) Service. Upon service term expiration, these services will transition to a Month-to-Month service arrangement. (C)
(C)

FACILITIES FOR INTRASTATE ACCESS

16. **ADVANCED COMMUNICATIONS NETWORKS** (Cont'd)

16.3 **Asynchronous Transfer Mode (ATM) Service**^{***} (Cont'd)

(H) **Rates and Charges** (Cont'd)

	<u>Nonrecurring Charge</u>	<u>Monthly Rate</u>
(8) Sustained Cell Rate- Additional 5 Mbps (SCR-PVC)		
Each 5 Mbps		
SCR-CBR	\$ 0.00	\$ 105.00
VBR-rt	0.00	87.50
VRB-nrt	0.00	70.00
(9) Peak Cell Rate (PCR) *		
1 Mbps PCR	\$ 0.00	\$ 5.00
(10) Frame Relay to ATM Interworking **		
0 - 32 Kbps	\$ 0.00	\$ 14.00
33 - 64 Kbps	0.00	26.25
65 - 96 Kbps	0.00	38.50
97 - 128 Kbps	0.00	50.75
129 - 192 Kbps	0.00	63.00
193 - 256 Kbps	0.00	73.50
257 - 320 Kbps	0.00	84.00
321 - 384 Kbps	0.00	94.50
385 - 512 Kbps	0.00	105.00
513 - 768 Kbps	0.00	113.75
769 - 1152 Kbps	0.00	122.50
1.153 - 1.536 Mbps	0.00	131.25
1.537 - 4 Mbps	0.00	210.00
4 - 6 Mbps	0.00	315.00
6 - 8 Mbps	0.00	420.00
8 - 10 Mbps	0.00	525.00
10 - 15 Mbps	0.00	577.50
15 - 20 Mbps	0.00	717.50
20 - 25 Mbps	0.00	857.50
25 - 30 Mbps	0.00	997.50
30 - 35 Mbps	0.00	1,137.50
35 - 40 Mbps	0.00	1,277.50
40 - 45 Mbps	0.00	1,400.00

* SCR rates apply on an end-to-end basis per PVC and/or on a per UNI basis by quality of service required for SVCs.

** Frame Relay to ATM Interworking cannot be supported with ATM SVCs.

*** Effective June 12, 2022, Frontier will no longer support Moves, Adds or Changes nor new installations for Asynchronous Transfer Mode (ATM) Service. Upon service term expiration, these services will transition to a Month-to-Month service arrangement. (C)
 (C)

FACILITIES FOR INTRASTATE ACCESS

16. **ADVANCED COMMUNICATIONS NETWORKS** (Cont'd)

16.4 Asynchronous Transfer Mode (ATM) Cell Relay Service (CRS)* (C)

(A) Application

This section contains definitions, regulations and charges applicable to the provision of Asynchronous Transfer Mode (ATM) Cell Relay Service (CRS) furnished by the Company within the State of Michigan, where conditions and facilities permit.

(B) Regulations

(1) Explanation of Terms

In addition to the definitions found in Section 1 of this tariff, the following definitions apply:

Hub - A Company designated serving wire center that is equipped to provide service.

Maximum Burst Size - The term "Maximum Burst Size" (MBS) denotes the consecutive number of ATM cells that can enter the ATM Cell Relay Service network above the Sustained Cell Rate level and below the Peak Cell Rate level.

* Effective June 12, 2022, Frontier will no longer support Moves, Adds or Changes nor new installations for Asynchronous Transfer Mode (ATM) Cell Relay Service (CRS). Upon service term expiration, these services will transition to a Month-to-Month service arrangement. (N)
(N)

FACILITIES FOR INTRASTATE ACCESS

16. ADVANCED COMMUNICATIONS NETWORKS (Cont'd)

16.4 Asynchronous Transfer Mode (ATM) Cell Relay Service (CRS)* (Cont'd)

(C)

(B) Regulations (Cont'd)

In addition to the Regulations set forth in Section 2 of this tariff, the following Regulations apply:

(2) Description of Service

Asynchronous Transfer Mode (ATM) Cell Relay Service (CRS) is a telecommunications transport and switching service that provides for high-speed connectivity between Customer-designated locations. ATM CRS consists of a User Network Interface (UNI) interface. This interface is available in various configurations including Port With Access Line Connection and Port Only Connection, with either incremental or full bandwidth.

The UNI Port With Access Line Connection is a dedicated digital line that provides a link from the Customer's premises to one of Company's ATM CRS hubs. UNIs are also provisioned as a Port with Access Line Connection as defined in (3)(a) and as a Port Only Connection as defined in (3)(b) following.

ATM CRS is a fast-packet, cell-based technology that can support user applications requiring high-bandwidth, high-performance transport and switching. This connectivity is provided via Permanent Virtual Circuits (PVCs) and/or Switched Virtual Circuits (SVCs) that are implemented over access facilities and switches that are dedicated to high-speed telecommunications services.

UNI Port With Access Line Connections, UNI IMA Port With Access Line Connections, UNI Port Only Connections, PVCs and SVCs are further described in (3) following.

(3) Service Components

The major components of ATM CRS are:

- UNI Port With Access Line Connection
- UNI Port Only Connection
- Permanent Virtual Circuit (PVC)
- Switched Virtual Circuit (SVC)
- Effective Bandwidth

* Effective June 12, 2022, Frontier will no longer support Moves, Adds or Changes nor new installations for Asynchronous Transfer Mode (ATM) Cell Relay Service (CRS). Upon service term expiration, these services will transition to a Month-to-Month service arrangement. (N)
(N)

FACILITIES FOR INTRASTATE ACCESS

16. ADVANCED COMMUNICATIONS NETWORKS (Cont'd)

16.4 Asynchronous Transfer Mode (ATM) Cell Relay Service (CRS)* (Cont'd)

(C)

(B) Regulations (Cont'd)

(3) Service Components (Cont'd)

(a) UNI Port With Access Line Connection

UNI Port With Access Line Connections, which are available at the DS1, DS3, OC3c, and OC12c levels, provide dedicated transport between Customer-designated premises and an ATM CRS hub. There are two types of UNIs: Full and Incremental. The Full UNI includes all available bandwidth in one rate, and the Incremental UNI is sold and provisioned with PVC and/or SVC bandwidth increments. The DS1 UNI is not offered in increments.

In order for Customer traffic to be carried on the network, each Incremental UNI requires at least one 5 Mbps increment of either PVC or SVC bandwidth. The Customer may elect to subscribe to multiple PVCs. This feature is established over the UNI via connection identifiers, which enables the Customer to have virtual connections to various locations.

UNIs are provided at nominal data rates of 1.536 Mbps (DS1), 44.21 Mbps (DS3), 149.76 Mbps (OC3c), or 599.04 Mbps (OC12c). OC3c and OC12c are provided as a concatenated signal in STS-3c and STS-12c (Synchronous Transport Signal) formats, respectively.

The rates and charges for a UNI are differentiated by the capacity of the UNI, the location where the UNI originates (i.e., Customer-designated premises) and mileage ranges (expressed as tiers) associated with extending the UNI to the wire center designated as the ATM CRS hub.

The OC3c and OC12c UNI Port With Access Line Connections are provisioned on Protected or Protected Diverse Synchronous Optical Network (SONET) facilities. SONET is a standards-based fiber optic communication network that transports both asynchronous and synchronous digital signals using the Synchronous Transport Signal (STS) format. ATM OC3c and OC12c Protected SONET UNI Port With Access Line Connections are provisioned over SONET as a survivable service with an alternate (not diverse) facility between the central office and the Customer premises. ATM OC3c and OC12c Protected Diverse SONET UNI Port With Access Line Connections are provisioned over SONET as a survivable service with an alternate and diverse path between the ATM CRS hub and the Customer premises. DS3, OC3c, OC12c and other interfaces, both electrical and optical, are supported and defined to the technical specifications set forth in (4) following.

* Effective June 12, 2022, Frontier will no longer support Moves, Adds or Changes nor new installations for Asynchronous Transfer Mode (ATM) Cell Relay Service (CRS). Upon service term expiration, these services will transition to a Month-to-Month service arrangement. (N)
(N)

FACILITIES FOR INTRASTATE ACCESS

16. **ADVANCED COMMUNICATIONS NETWORKS** (Cont'd)

16.4 Asynchronous Transfer Mode (ATM) Cell Relay Service (CRS)* (Cont'd)

(C)

(B) Regulations (Cont'd)

(3) Service Components (Cont'd)

(b) UNI Port Only Connection

Port Only Connections can be established as a User Network Interface (UNI) arrangement. The UNI Port Only connection provides an ATM Cell Relay Network connection based on the port connection speeds of DS1, DS3, OC3c and OC12c. The ATM port speed will be consistent with the channel speed of the access channel. The actual throughput of Customer traffic cannot exceed the bandwidth of the access channel and port speed.

UNI Port Only Connections are available as either Incremental or Full. This refers to the bandwidth that is required to provision PVCs on the port. Incremental ports come with no bandwidth and bandwidth is purchased in increments based on Customer bandwidth requirements. Full ports come with all bandwidth included up to the maximum rate of the port. Each port can accommodate multiple PVCs or SVCs depending on the bandwidth purchased. UNI Port Only is available on a one-year, two-year, three-year and five-year term.

Customers may access Port Only Connections via Company-provided digital access facilities or via facilities provided by another carrier. When access facilities are provided by the Company, the associated regulations, rates and charges under the appropriate Company Tariff shall apply in addition to the regulations, rates and charges associated with ATM CRS. Company-provided access facilities may also be provisioned on an Individual Case Basis (ICB) where access facilities are not generally available under the applicable tariff. Interconnection charges to connect access line services provided by the Company or another carrier may apply and will be billed separately. Any special construction or nonstandard charges assessed by the carrier supplying the access facilities will be the responsibility of the Customer.

* Effective June 12, 2022, Frontier will no longer support Moves, Adds or Changes nor new installations for Asynchronous Transfer Mode (ATM) Cell Relay Service (CRS). Upon service term expiration, these services will transition to a Month-to-Month service arrangement. (N)
(N)

FACILITIES FOR INTRASTATE ACCESS

16. ADVANCED COMMUNICATIONS NETWORKS (Cont'd)

16.4 Asynchronous Transfer Mode (ATM) Cell Relay Service (CRS)* (Cont'd)

(C)

(B) Regulations (Cont'd)

(3) Service Components (Cont'd)

(c) Permanent Virtual Circuit (PVC)

The PVC defines a virtual connection across a UNI between the Customer premises and Company's ATM CRS hub. Each UNI requires at least one PVC in order for Customer traffic to traverse the network. Each ATM cell carries a unique tag which identifies that ATM CRS cell as belonging to a particular PVC. A PVC is a logical channel connecting two or more Customer-designated premises with virtual connections through a Company provided ATM CRS switch (es). The PVCs may be provided on a point-to-point or point-to-multipoint basis. When a PVC is provided as a point-to-point virtual connection, transmission is bi-directional allowing for ATM CRS cells to be transmitted or received over the same PVC. For point-to-multipoint virtual connections, transmission is provided as transmit only. The virtual connection is set up by Company based on information contained on a service order rather than by dial-up signaling.

PVCs consist of two types: Virtual Channel Connections (VCCs) and Virtual Path Connections (VPCs). A VCC is a type of PVC with independent identity and defined service parameters that are provisioned via service order, and cannot be altered by the Customer without additional service order activity. A VPC is a type of PVC with defined service parameters that is provisioned via service order. Customers may provision their own virtual channels within the VPC, provided that the sum of the service parameters of all of the virtual channels does not exceed the aggregate service parameters of the VPC.

(d) Switched Virtual Circuit (SVC)

SVCs are similar in structure to PVCs, but SVCs are provisioned on demand by Customer premises equipment that signals the ATM cell relay network to set up and tear down logical connections. The network will respond to these requests by provisioning a virtual connection across the network based on the class of service parameters requested, provided that sufficient network resources are available to establish the connection. Each UNI that is SVC signal enabled will be provided with a SVC International Code Designator (ICD) prefix that will uniquely identify the UNI. Customers must use this Company assigned prefix when requesting SVC virtual connections across the Company Cell Relay Network. Each Constant Bit Rate (CBR) and Variable Bit Rate (VBR) SVC will be limited to a maximum Peak Cell Rate of 20 Mbps and a maximum Sustained Cell Rate of 20 Mbps.

Closed User Group (CUG) capability is a feature associated with SVCs. A CUG provides the ability to contain SVC calls between certain UNIs. A CUG functionally groups UNIs into logical associations and allows calling privileges to be specified network wide. A CUG provides a network-wide mechanism for access control. CUGs provide a logical grouping of UNIs, creating a SVC community of interest.

* Effective June 12, 2022, Frontier will no longer support Moves, Adds or Changes nor new installations for Asynchronous Transfer Mode (ATM) Cell Relay Service (CRS). Upon service term expiration, these services will transition to a Month-to-Month service arrangement. (N)
(N)

FACILITIES FOR INTRASTATE ACCESS

16. ADVANCED COMMUNICATIONS NETWORKS (Cont'd)

16.4 Asynchronous Transfer Mode (ATM) Cell Relay Service (CRS)* (Cont'd)

(C)

(B) Regulations (Cont'd)

(3) Service Components (Cont'd)

(e) Effective Bandwidth

Effective bandwidth is the bandwidth reserved for each logical connection (PVC or SVC) that is set up across a UNI. It is based on the Peak Cell Rate (PCR), Sustained Cell Rate (SCR), Maximum Burst Size, and the class of service parameters selected, i.e., CBR, VBRrt (Variable Bit Rate real time), VBRnrt (Variable Bit Rate non-real time), or UBR (Unspecified Bit Rate). The total effective bandwidth of all the logical connections on a UNI cannot exceed the total bandwidth available on the UNI. Effective bandwidth prices do not vary by class of service level selected. However, effective bandwidth is consumed in varying degrees based on the class of service parameters selected. The higher the class of service, the more bandwidth will be reserved. A CBR PVC with the same PCR as a VBR PVC will reserve more effective bandwidth.

(4) Technical Specifications

The technical specifications for ATM CRS are delineated in Technical References TR-NWT-001112, GR-1110-CORE, GR-1248-CORE, and SR-3330.

The technical specifications for DS1 and DS3 signals are delineated in TR-INS-000342.

The technical specifications for OC3c and OC12c signals are delineated in GR-253-CORE, Issue 2.

The technical specifications for UNIs are delineated in ATM Forum ATM User Network Interface Specifications V3.0, af-uni-0010.001, and V3.1, af-uni-0010.002. Interface specifications for Customer-provided ATM CRS compatible premises equipment or devices must also be in accordance with the specifications defined in these documents.

* Effective June 12, 2022, Frontier will no longer support Moves, Adds or Changes nor new installations for Asynchronous Transfer Mode (ATM) Cell Relay Service (CRS). Upon service term expiration, these services will transition to a Month-to-Month service arrangement.

(N)

(N)

FACILITIES FOR INTRASTATE ACCESS

16. ADVANCED COMMUNICATIONS NETWORKS (Cont'd)

16.4 Asynchronous Transfer Mode (ATM) Cell Relay Service (CRS)* (Cont'd)

(C)

(B) Regulations (Cont'd)

(5) Provision of Service

ATM CRS includes:

- (a) At least one UNI Port With Access Line or Port Only which has a maximum nominal capacity for either DS1 (1.536Mbps), DS3 (44.21 Mbps), OC3c (149.76 Mbps), or OC12c (599.04 Mbps). The OC3c and OC12c UNIs are provisioned over Protected or Protected Diverse SONET. The Protected and Protected Diverse SONET facilities provide a backup facility that automatically switches in the event of a failure on the primary facility.
- (b) Unlimited usage on purchased bandwidth.
- (c) Incremental UNIs must have at least one increment of effective bandwidth (either PVC or SVC) in order for traffic to traverse the network. The DS1, DS3, OC3c, and OC12c Full UNIs are equipped with the full effective bandwidth.
- (d) Either one or more PVCs. When PVC bandwidth is purchased, one or more PVCs must be selected for Customer traffic to traverse the network.
- (e) Two types of PVCs, (i) Virtual Channel Connections (VCCs) and (ii) Virtual Path Connections (VPCs), which support the following Classes of Service:
 - (1) Constant Bit Rate (CBR)
 - (2) Variable Bit Rate real time (VBRrt)
 - (3) Variable Bit Rate non-real time (VBRnrt)
 - (4) Unspecified Bit Rate (UBR)

(6) Tier Structure for Local Serving Offices

Locations (wire centers) that provide ATM CRS have been designated as ATM hubs. Each local serving office has been placed in a Tier 1, 2 or 3, based on its location relative to the closest ATM hub.

(7) Service Functionality

The ATM CRS functionality consists of transporting 53-byte cells of information from the Customer location to a Company ATM hub over a UNI. The traffic is routed in the switch to another UNI, or other suitable network connection.

* Effective June 12, 2022, Frontier will no longer support Moves, Adds or Changes nor new installations for Asynchronous Transfer Mode (ATM) Cell Relay Service (CRS). Upon service term expiration, these services will transition to a Month-to-Month service arrangement. (N)
(N)

FACILITIES FOR INTRASTATE ACCESS

16. **ADVANCED COMMUNICATIONS NETWORKS** (Cont'd)

16.4 Asynchronous Transfer Mode (ATM) Cell Relay Service (CRS)* (Cont'd)

(C)

(B) Regulations (Cont'd)

(8) Class of Service Parameters

(a) Constant Bit Rate (CBR)

(1) Peak/Sustained Cell Rate:

UNI. Customer specified in increments of 64 Kbps up to the maximum speed of the

(2) Non-conforming cells:

Discarded.

(3) Cell Delay Variation Tolerance (CDVT):

DS1 = 600 microseconds
DS3 = 600 microseconds
OC3c = 600 microseconds
OC12c = 600 microseconds

(b) Variable Bit Rate (VBR) Real Time/Non-Real Time

(1) Sustained Cell Rate (SCR):

UNI. Customer specified in increments of 64 Kbps up to the maximum speed of the

(2) Peak Cell Rate (PCR):

Customer selectable in increments of 64 Kbps up to line rate. Default is 200% of SCR for PVCs. (The ratio of PCR to SCR will be signaled by CPE for SVCs. Therefore there is no default value.)

(3) Non-conforming cells:

Discarded

(4) Cell Delay Variation Tolerance (CDVT):

DS1 = 600 microseconds
DS3 = 600 microseconds
OC3c = 600 microseconds
OC12c = 600 microseconds

* Effective June 12, 2022, Frontier will no longer support Moves, Adds or Changes nor new installations for Asynchronous Transfer Mode (ATM) Cell Relay Service (CRS). Upon service term expiration, these services will transition to a Month-to-Month service arrangement. (N)
(N)

FACILITIES FOR INTRASTATE ACCESS

16. ADVANCED COMMUNICATIONS NETWORKS (Cont'd)

16.4 Asynchronous Transfer Mode (ATM) Cell Relay Service (CRS)* (Cont'd)

(C)

(C) Special Conditions

(1) ATM CRS is available where facilities and conditions permit. For locations where the Customer requests ATM CRS and digital or SONET facilities are not available, special construction charges may apply

(2) Maintenance Window

To meet the Customers' requirements, occasional network upgrades must be performed. These network upgrades are needed to provide improved performance and new features. Generally these upgrades will be performed between the hours of 11 PM and 8 AM. Network upgrades are planned to provide Customers reasonable and timely notification in order to minimize any impact on the Customers' service.

(D) Obligation of the Customer

The Customer must provide the necessary compatible premise equipment or ATM CRS device capable of interfacing with the Company's ATM CRS.

(E) Obligation of the Company

Company is responsible for service up to and including the network interface. Company's responsibility is limited to the furnishing of communications facilities and switches suitable for ATM CRS.

ATM CRS is supported by the Company's Single Point of Contact (SPOC) center, which provides continuous support for ATM CRS 24 hours per day, seven days per week (24x7) with the ability to manage all of the Customer's ATM CRS as a single network. The SPOC performs maintenance, trouble resolution and network management functions on a 24x7 basis. Service order processing and network installation functions are performed only during normal business hours.

* Effective June 12, 2022, Frontier will no longer support Moves, Adds or Changes nor new installations for Asynchronous Transfer Mode (ATM) Cell Relay Service (CRS). Upon service term expiration, these services will transition to a Month-to-Month service arrangement. (N)
(N)

FACILITIES FOR INTRASTATE ACCESS

16. ADVANCED COMMUNICATIONS NETWORKS (Cont'd)

16.4 Asynchronous Transfer Mode (ATM) Cell Relay Service (CRS)* (Cont'd)

(C)

(F) Application of Rates and Charges (Cont'd)

(1) Rate Elements

The following rate elements are applicable to ATM CRS:

- UNI Port With Access Line Connection
- UNI Port Only Connection
- Permanent Virtual Circuits (PVCs)
- Effective Bandwidth for Incremental UNIs
- Closed User Groups (CUG)
- Administrative Charge

(a) UNI Port With Access Line Connection

A monthly rate apply on a per Port With Access Line basis, based on the speed (i.e., DS1, DS3, OC3c or OC12c) and/or type (i.e., Full or Incremental, SONET - Protected or Protected Diverse) of the access connection. UNI Port and Access is offered as a one-year, two-year, three-year or five-year Extended Service Plan (ESP). No nonrecurring charges apply.

(b) UNI Port Only Connection

A monthly rate applies on a per Port Only basis, based on the speed (i.e., DS1, DS3, OC3c or OC12c) and/or type (i.e., Full or Incremental) of the port only connection. UNI Port Only is offered as a one-year, two-year, three-year or five-year Extended Service Plan (ESP). No nonrecurring charges apply.

(c) Permanent Virtual Circuits (PVCs)

A nonrecurring charge applies per order for Virtual Channel Connection (VCC) or Virtual Path Connection (VPC). PVCs are ordered per UNI. If multiple UNIs are involved, a nonrecurring charge will apply to each UNI Port on which the virtual connections will reside. The nonrecurring charge does not apply when PVCs are installed at the same time as the respective UNIs.

* Effective June 12, 2022, Frontier will no longer support Moves, Adds or Changes nor new installations for Asynchronous Transfer Mode (ATM) Cell Relay Service (CRS). Upon service term expiration, these services will transition to a Month-to-Month service arrangement. (N)
(N)

FACILITIES FOR INTRASTATE ACCESS

16. ADVANCED COMMUNICATIONS NETWORKS (Cont'd)

16.4 Asynchronous Transfer Mode (ATM) Cell Relay Service (CRS)* (Cont'd)

(C)

(F) Application of Rates and Charges (Cont'd)

(1) Rate Elements (Cont'd)

(d) Effective Bandwidth for Incremental UNIs

A monthly rate applies for incremental UNIs for CBR or VBR PVC and SVC bandwidth at 5 Mbps for DS3 or OC3c and at 15 Mbps for OC12c. A monthly rate also applies for incremental UNIs for UBR PVC and SVC bandwidth for DS3, OC3c and OC12c. No nonrecurring charges apply.

The monthly rate for PVC and/or SVC UBR bandwidth will be waived when the combined VBR and CBR effective bandwidth purchased (either SVC or PVC or any combination) is equal to at least 50% of the effective bandwidth capacity of the UNI. When UBR bandwidth is made available, it is available for both PVCs and SVCs. No nonrecurring charges apply.

(e) Closed User Groups (CUG)

A nonrecurring charge applies per order and per UNI for each CUG established and for each subsequent CUG member added to a CUG. The nonrecurring charge does not apply when a CUG is installed at the same time as the respective UNI.

(f) Administrative Charge

A nonrecurring charge applies (per order, per UNI) when Customer initiates a change to one or more of the following: UNI bandwidth, PVCs, class of service parameters, and/or other service parameters that do not require changes in physical facilities and that can be provisioned by Company without the dispatch of a technician to Customer location. For each service order issued, the charge will be one Administrative Charge regardless of the number of changes made. The Administrative Charge does not apply for those items ordered on the same service order with the installation of a UNI.

* Effective June 12, 2022, Frontier will no longer support Moves, Adds or Changes nor new installations for Asynchronous Transfer Mode (ATM) Cell Relay Service (CRS). Upon service term expiration, these services will transition to a Month-to-Month service arrangement. (N)
(N)

FACILITIES FOR INTRASTATE ACCESS

16. ADVANCED COMMUNICATIONS NETWORKS (Cont'd)

16.4 Asynchronous Transfer Mode (ATM) Cell Relay Service (CRS)* (Cont'd)

(C)

(F) Application of Rates and Charges (Cont'd)

(2) Minimum Period

The minimum period for ATM CRS is one month.

(3) Extended Service Plan

The ATM CRS UNI Port and Access and UNI Port Only rate elements are available under an ESP.

Term commitments of one-, two-, three- and five-years are available to all Customers at the applicable rates set forth in M.P.S.C. No. 7R, General Regulations, regardless of when they subscribe to an ESP arrangement. Rate elements must be ordered under the same ESP period.

(a) Termination Liability

In the event ATM CRS is terminated by the Customer prior to completion of the initial term commitment period, Termination Liability charges, as set forth in M.P.S.C. No. 7R, General Regulations, will apply.

(4) Moves

When the Customer requests a move or relocation of the UNI, the move or relocation will be treated as a termination of the existing service and the establishment of a new service.

(5) Special Facilities Routing

The Customer may request that the facilities used to provide ATM CRS be specially routed. Additional charges will apply based on cost.

(6) Acceptance Testing

At no additional charge, the Company will, at the Customer's request, cooperatively test, at the time of installation. Acceptance tests will include tests for the parameters applicable to the service as specified in the order for service.

* Effective June 12, 2022, Frontier will no longer support Moves, Adds or Changes nor new installations for Asynchronous Transfer Mode (ATM) Cell Relay Service (CRS). Upon service term expiration, these services will transition to a Month-to-Month service arrangement. (N)
(N)

FACILITIES FOR INTRASTATE ACCESS

16. **ADVANCED COMMUNICATIONS NETWORKS** (Cont'd)

16.4 Asynchronous Transfer Mode (ATM) Cell Relay Service (CRS)* (Cont'd)

(C)

(G) Rates and Charges

1. UNI Port With Access Line Connection

	<u>One-Year Monthly Rate</u>	<u>Two-Year Monthly Rate</u>	<u>Three-Year Monthly Rate</u>	<u>Five-Year Monthly Rate</u>
(a) DS1, each				
Full				
Tier 1 (0 to 5 Miles)	\$ 805.00	\$ 765.00	\$ 684.00	\$ 644.00
Tier 2 (Over 5 to 25 Miles)	805.00	765.00	684.00	644.00
Tier 3 (Over 25 to 50 Miles)	805.00	765.00	684.00	644.00
(b) DS3, each				
Full				
Tier 1 (0 to 5 Miles)	4,060.00	3,857.00	3,451.00	3,247.00
Tier 2 (Over 5 to 25 Miles)	4,776.00	4,538.00	4,060.00	3,821.00
Tier 3 (Over 25 to 50 Miles)	5,731.00	5,444.00	4,872.00	4,585.00
Incremental				
Tier 1 (0 to 5 Miles)	3,407.00	3,205.00	2,895.00	2,725.00
Tier 2 (Over 5 to 25 Miles)	4,007.00	3,807.00	3,407.00	3,205.00
Tier 3 (Over 25 to 50 Miles)	4,808.00	4,568.00	4,088.00	3,847.00

* Effective June 12, 2022, Frontier will no longer support Moves, Adds or Changes nor new installations for Asynchronous Transfer Mode (ATM) Cell Relay Service (CRS). Upon service term expiration, these services will transition to a Month-to-Month service arrangement. (N)
 (N)

FACILITIES FOR INTRASTATE ACCESS

16. **ADVANCED COMMUNICATIONS NETWORKS** (Cont'd)

16.4 Asynchronous Transfer Mode (ATM) Cell Relay Service (CRS)* (Cont'd)

(C)

(G) Rates and Charges (Cont'd)

(1) UNI Port With Access Line Connection (Cont'd)

	<u>One-Year Monthly Rate</u>	<u>Two-Year Monthly Rate</u>	<u>Three-Year Monthly Rate</u>	<u>Five-Year Monthly Rate</u>
(c) OC3c, each				
SONET				
Full, Protected				
Tier 1 (0 to 5 Miles)	\$ 7,659.00	\$ 7,277.00	\$ 6,511.00	\$ 6,127.00
Tier 2 (Over 5 to 25 Miles)	9,011.00	8,561.00	7,659.00	7,209.00
Tier 3 (Over 25 to 50 Miles)	10,813.00	10,272.00	9,192.00	8,650.00
Full, Protected Diverse				
Tier 1 (0 to 5 Miles)	9,353.00	8,886.00	7,951.00	7,482.00
Tier 2 (Over 5 to 25 Miles)	11,003.00	10,453.00	9,353.00	8,803.00
Tier 3 (Over 25 to 50 Miles)	13,204.00	12,544.00	11,224.00	10,563.00
Incremental, Protected				
Tier 1 (0 to 5 Miles)	5,336.00	5,070.00	4,536.00	4,269.00
Tier 2 (Over 5 to 25 Miles)	6,278.00	5,964.00	5,336.00	5,023.00
Tier 3 (Over 25 to 50 Miles)	7,534.00	7,158.00	6,403.00	6,027.00
Incremental, Protected Diverse				
Tier 1 (0 to 5 Miles)	7,030.00	6,617.00	5,976.00	5,624.00
Tier 2 (Over 5 to 25 Miles)	8,271.00	7,856.00	7,030.00	6,679.00
Tier 3 (Over 25 to 50 Miles)	9,924.00	9,428.00	8,436.00	7,940.00

* Effective June 12, 2022, Frontier will no longer support Moves, Adds or Changes nor new installations for Asynchronous Transfer Mode (ATM) Cell Relay Service (CRS). Upon service term expiration, these services will transition to a Month-to-Month service arrangement. (N)
 (N)

FACILITIES FOR INTRASTATE ACCESS

16. **ADVANCED COMMUNICATIONS NETWORKS** (Cont'd)

16.4 Asynchronous Transfer Mode (ATM) Cell Relay Service (CRS)* (Cont'd)

(C)

(G) Rates and Charges (Cont'd)

(1) UNI Port With Access Line Connection (Cont'd)

	<u>One-Year Monthly Rate</u>	<u>Two-Year Monthly Rate</u>	<u>Three-Year Monthly Rate</u>	<u>Five-Year Monthly Rate</u>
(d) OC12c, each				
SONET				
Full, Protected				
Tier 1 (0 to 5 Miles)	23,668.00	22,484.00	20,118.00	18,934.00
Tier 2 (Over 5 to 25 Miles)	27,844.00	26,452.00	23,668.00	22,275.00
Tier 3 (Over 25 to 50 Miles)	33,413.00	31,742.00	28,401.00	26,730.00
Full, Protected Diverse				
Tier 1 (0 to 5 Miles)	25,604.00	24,323.00	21,764.00	20,483.00
Tier 2 (Over 5 to 25 Miles)	30,121.00	28,615.00	25,604.00	24,098.00
Tier 3 (Over 25 to 50 Miles)	36,146.00	34,339.00	30,724.00	28,917.00
Incremental, Protected				
Tier 1 (0 to 5 Miles)	15,730.00	14,944.00	13,371.00	12,584.00
Tier 2 (Over 5 to 25 Miles)	18,505.00	17,580.00	15,730.00	14,805.00
Tier 3 (Over 25 to 50 Miles)	22,207.00	21,097.00	18,876.00	17,765.00
Incremental, Protected Diverse				
Tier 1 (0 to 5 Miles)	17,666.00	16,783.00	15,016.00	14,133.00
Tier 2 (Over 5 to 25 Miles)	20,783.00	19,744.00	17,666.00	16,627.00
Tier 3 (Over 25 to 50 Miles)	24,940.00	23,693.00	21,199.00	19,952.00

* Effective June 12, 2022, Frontier will no longer support Moves, Adds or Changes nor new installations for Asynchronous Transfer Mode (ATM) Cell Relay Service (CRS). Upon service term expiration, these services will transition to a Month-to-Month service arrangement. (N)
 (N)

FACILITIES FOR INTRASTATE ACCESS

16. **ADVANCED COMMUNICATIONS NETWORKS** (Cont'd)

16.4 Asynchronous Transfer Mode (ATM) Cell Relay Service (CRS)* (Cont'd)

(C)

(G) Rates and Charges (Cont'd)

(2) UNI Port Only Connection

		One-Year Monthly <u>Rate</u>	Two-Year Monthly <u>Rate</u>	Three-Year Monthly <u>Rate</u>	Five-Year Monthly <u>Rate</u>
(a)	DS1, each				
	Full	\$ 420.00	\$ 399.00	\$ 358.00	\$ 337.00
(b)	DS3, each				
	Full	1,481.00	1,407.00	1,258.00	1,185.00
	Incremental	712.00	677.00	605.00	570.00
(c)	OC3c, each				
	Full	3,872.00	3,678.00	3,291.00	3,098.00
	Incremental	1,139.00	1,081.00	968.00	911.00
(d)	OC12c, each				
	Full	13,609.00	12,929.00	11,568.00	10,888.00
	Incremental	4,270.00	4,057.00	3,630.00	3,417.00

* Effective June 12, 2022, Frontier will no longer support Moves, Adds or Changes nor new installations for Asynchronous Transfer Mode (ATM) Cell Relay Service (CRS). Upon service term expiration, these services will transition to a Month-to-Month service arrangement. (N)
 (N)

FACILITIES FOR INTRASTATE ACCESS

16. **ADVANCED COMMUNICATIONS NETWORKS** (Cont'd)

16.4 Asynchronous Transfer Mode (ATM) Cell Relay Service (CRS)* (Cont'd)

(C)

(G) Rates and Charges (Cont'd)

(3) UNI Inverse Multiplexing ATM (IMA)

	<u>One-Year Monthly Rate</u>	<u>Two-Year Monthly Rate</u>	<u>Three-Year Monthly Rate</u>	<u>Five-Year Monthly Rate</u>
a. First DS1, each (1.5 Mbps total bandwidth)				
Full				
Tier 1 (0 to 5 Miles)	\$ 828.00	\$ 788.00	\$ 704.00	\$ 663.00
Tier 2 (Over 5 to 25 Miles)	828.00	788.00	704.00	663.00
Tier 3 (Over 25 to 50 Miles)	828.00	788.00	704.00	663.00
b. Second DS1, each (3 Mbps total bandwidth)				
Full				
Tier 1 (0 to 5 Miles)	787.00	747.00	684.00	644.00
Tier 2 (Over 5 to 25 Miles)	787.00	747.00	684.00	644.00
Tier 3 (Over 25 to 50 Miles)	787.00	747.00	684.00	644.00
c. Third DS1, each (4.5 Mbps total bandwidth)				
Full				
Tier 1 (0 to 5 Miles)	757.00	718.00	642.00	605.00
Tier 2 (Over 5 to 25 Miles)	757.00	718.00	642.00	605.00
Tier 3 (Over 25 to 50 Miles)	757.00	718.00	642.00	605.00
d. Fourth DS1, each (6 Mbps total bandwidth)				
Full				
Tier 1 (0 to 5 Miles)	757.00	718.00	642.00	605.00
Tier 2 (Over 5 to 25 Miles)	757.00	718.00	642.00	605.00
Tier 3 (Over 25 to 50 Miles)	757.00	718.00	642.00	605.00
e. Fifth DS1, each (7.5 Mbps total bandwidth)				
Full				
Tier 1 (0 to 5 Miles)	757.00	718.00	642.00	605.00
Tier 2 (Over 5 to 25 Miles)	757.00	718.00	642.00	605.00
Tier 3 (Over 25 to 50 Miles)	757.00	718.00	642.00	605.00
f. Sixth DS1, each (9 Mbps total bandwidth)				
Full				
Tier 1 (0 to 5 Miles)	757.00	718.00	642.00	605.00
Tier 2 (Over 5 to 25 Miles)	757.00	718.00	642.00	605.00
Tier 3 (Over 25 to 50 Miles)	757.00	718.00	642.00	605.00

* Effective June 12, 2022, Frontier will no longer support Moves, Adds or Changes nor new installations for Asynchronous Transfer Mode (ATM) Cell Relay Service (CRS). Upon service term expiration, these services will transition to a Month-to-Month service arrangement. (N)
 (N)

FACILITIES FOR INTRASTATE ACCESS

16. **ADVANCED COMMUNICATIONS NETWORKS** (Cont'd)

16.4 Asynchronous Transfer Mode (ATM) Cell Relay Service (CRS)* (Cont'd)

(C)

(G) Rates and Charges (Cont'd)

(4) Permanent Virtual Circuits (PVCs) per order

	Nonrecurring Charge ¹
(a) Virtual Channel Connections (VCCs)	
Constant Bit Rate (CBR)	\$ 75.00
Variable Bit Rate real time (VBRrt)	75.00
Variable Bit Rate non-real time (VBRnrt)	75.00
Unspecified Bit Rate (UBR)	75.00
(b) Virtual Path Connections (VPCs)	
Constant Bit Rate (CBR)	75.00
Variable Bit Rate real time (VBRrt)	75.00
Variable Bit Rate non-real time (VBRnrt)	75.00
Unspecified Bit Rate (UBR)	75.00

¹ Applies per order and in lieu of service charges found elsewhere in this Tariff or other Company Tariffs. If multiple UNIs are involved, a nonrecurring charge will apply to each UNI Port on which the virtual connections will reside. The nonrecurring charge does not apply when PVCs are installed at the same time as the respective UNIs.

* Effective June 12, 2022, Frontier will no longer support Moves, Adds or Changes nor new installations for Asynchronous Transfer Mode (ATM) Cell Relay Service (CRS). Upon service term expiration, these services will transition to a Month-to-Month service arrangement. (N)
 (N)

FACILITIES FOR INTRASTATE ACCESS

16. **ADVANCED COMMUNICATIONS NETWORKS** (Cont'd)

16.4 Asynchronous Transfer Mode (ATM) Cell Relay Service (CRS)* (Cont'd) (C)

(G) Rates and Charges (Continued)

(5) Effective Bandwidth for Incremental UNIs

	<u>Monthly Rate</u>	<u>Nonrecurring Charge</u>
(a) CBR or VBR PVC Bandwidth		
DS3, OC3c – 5 Mbps	\$ 97.00	N/A
OC12c – 15 Mbps	242.00	N/A
(b) CBR or VBR SVC Bandwidth		
DS3, OC3c – 5 Mbps	97.00	N/A
OC12c – 15 Mbps	242.00	N/A
(c) UBR PVC and SVC Bandwidth, Bandwidth up to the UNI line rate		
DS3	484.00	N/A
OC3c	1,452.00	N/A
OC12c	4,840.00	N/A

(6) Closed User Groups (CUG)¹, per order, per UNI

(a) Each CUG	N/A	\$75.00
(b) Each subsequent CUG member added to a CUG	N/A	75.00

(7) Administrative Charge², per order

N/A	75.00
-----	-------

¹ Applies per order, per UNI, and in lieu of service charges found elsewhere in this Tariff or other Company Tariffs. The nonrecurring charge does not apply when a CUG is installed at the same time as the respective UNI.

² Applies per order, per UNI, and in lieu of service charges found elsewhere in this Tariff or other Company Tariffs. The nonrecurring charge does not apply for those items ordered on the same service order with the installation of a UNI.

* Effective June 12, 2022, Frontier will no longer support Moves, Adds or Changes nor new installations for Asynchronous Transfer Mode (ATM) (N)
 Cell Relay Service (CRS). Upon service term expiration, these services will transition to a Month-to-Month service arrangement. (N)

FACILITIES FOR INTRASTATE ACCESS

16. ADVANCED COMMUNICATIONS NETWORKS (Cont'd)

16.5. Transport LAN Connect (TLC)

This service is no longer available to new customers.

(A) Service Description

- (1) Transport LAN Connect (TLC) is an intraexchange and interexchange network transport service provisioned via **private** fiber-optic facilities. TLC does not provide for direct inter-connection with public networks (e.g. Public ATM, Public Frame-Relay, etc.). TLC offers inter-site transport of the following:

- DS1 (1.544 Mbps)
- Ethernet 10 Base-T (10 Mbps)
- Fast Ethernet 100 Base TX (100 Mbps)
- OC3c ATM (155 Mbps)

- (2) TLC's recommended configurations conform to protocol standard publications 802.3 for 10 Base-T and 802.3u for 1-- Base-TX created by the Institute of Electrical and Electronic Engineering and/or American National Standards Institute (ANSI), publications T1.511, T1.627, and T1.630.

TLC is available where facilities and conditions permit.

- (3) TLC service consists of the OC3 Base Node (which includes the Initial OC3c Inter-Node Transport Port), Additional Inter-Node Transport Port(s), Interface Ports, IOF Termination and IOF Mileage.

- (4) Configurations:

(a) Recommended Configurations

The recommended TLC inter-node configurations include star (i.e., hub and spoke) and/or standard non-split fiber ring facility of up to eight nodes that are allocated (booked) at up to 100% of Inter-Node Transport Port bandwidth. These configurations require either DS-1, Ethernet (10 Base-T), Fast Ethernet 100 Base-TX), and/or OC3c ATM Interface Ports at each node as required by customer's specific applications.

(b) Configurations That Are Not Recommended

(1) Over-Booked Configurations

Over-booking of Inter-Node Transport Ports is not recommended due to their inherent degradation potential for quality and performance. In an over-booked configuration, the Inter-Node Transport Ports are allocated (booked) at over 100%. For example, two Fast Ethernet 100 Base-TX (100 Mbps each) Interface Ports competing for the bandwidth of a single OC3c (155 Mbps) Inter-Node Transport Port. In this example, the booking ratio is 200/155 Mbps or approximately 130% booking.

(2) Split Fiber Ring Configurations

Split fiber ring configurations are not recommended due to their inherent degradations potential for quality and performance. In a split fiber ring configuration, the Inter-Node Transport Port's transmit and receive fibers of a TLC node are "split" with the transmit fiber going to one TLC node and the receive fiber going to another.

FACILITIES FOR INTRASTATE ACCESS

16. ADVANCED COMMUNICATIONS NETWORKS (Cont'd)

16.5 Transport LAN Connect (TLC) (Cont'd)

(A) Service Description (Cont'd)

(4) Configurations (Cont'd)

(b) Configurations That Are Not Recommended (Cont'd)

(3) Non-Split Fiber Ring Configurations of More Than 8 Nodes

Standard non-split fiber ring configurations of more than eight nodes are not recommended due to their inherent degradation potential for quality and performance. In a standard non-split fiber ring configuration, both the transmit and receive fibers of a TLC node's Initial Inter-Node Transport Port are interconnected to one TLC node, and both the transmit and receive fibers of the Additional Inter-Node Transport Port are interconnected to another TLC node.

(B) Service Provisioning

- (1) TLC Service can be provisioned for inter-site transport between DS1, Ethernet, Fast Ethernet, and OC3c ATM customer premised facilities.
- (2) If fiber does not already exist between the OC3c Base Node and the serving wire center, The Company will provision fiber from the OC3c Base Node to the serving wire center as a per entity inquiry. Charges Applicable under Special Conditions as set forth in this tariff.

FACILITIES FOR INTRASTATE ACCESS

16. ADVANCED COMMUNICATIONS NETWORKS (Cont'd)

16.5. Transport LAN Connect (TLC) (Cont'd)

(C) Obligations of the Telephone Company

- (1) The Company is responsible for service up to and including the TLC interface port.
- (2) The Company shall provision service over facilities suitable for TLC transmission, where available, for the effective maximum line rate of a DS1 (1.544 Mbps), Ethernet (10 Mbps), Fast Ethernet (100 Mbps), or OC3c 155 Mbps concatenated).
- (3) Occasionally, in order to perform software updates and other maintenance, it may be necessary to take the TLC node out of service, during the predetermined maintenance window of 12:01 a.m. to 6:00 a.m.. In these cases, all attempts will be made to notify the customer in advance as to the time and duration of these outages. The Company reserves the right to temporarily interrupt TLC Service at other times in emergency situations.

(D) Obligations of the Customer

- (1) The customer is responsible for maintaining the facilities from the customer's provided equipment to the OC3c Base Node. If fiber does not already exist between the OC3c Base Node and the serving wire center, the customer will be responsible for the cost of any special construction required to provision such fiber.
- (2) The customer must provide compatible equipment in accordance with interface specifications defined in applicable IEEE and/or ANSI Standards.
- (3) The customer is responsible for installation, operation and maintenance of any customer provided equipment (CPE).
- (4) Customers who choose Ethernet (10 or 100 Mbps) must specify if they intend to utilize full or half duplex. Customers who choose OC3c (155 Mbps) must provide the virtual circuit requirements. All customers must specify the originating and terminating locations.
- (5) The customer shall be responsible for obtaining permission for the Company's agents or employees to enter the customer's designated location(s) at any reasonable hour for the purpose of installing, inspecting, repairing, or, upon termination of the service, removing the service components of the Company.
- (6) The customer must provide the Company a point of contact with information to include the contact name, telephone number, mailing address, and electronic mail (e-mail) address for notification purposes.
- (7) In order for the facilities to work properly, it is recommended that the customer not exceed facility capacity by over-booking or over-subscribing the bandwidth of the Inter-Node Transport Ports.

FACILITIES FOR INTRASTATE ACCESS

16. ADVANCED COMMUNICATIONS NETWORKS (Cont'd)

16.5. Transport LAN Connect (TLC) (Cont'd)

(E) Rate Regulations

(1) Minimum Period

The minimum period for TLC services is one contract year. All contracts are subject to the Contract Termination Liability.

(2) Rate Elements

(a) OC3c Base Nodes are charged on a per site basis, thus a minimum of two nodes must be ordered for any point-to-point inter-site transport. For example, inter-site transport between locations A and B requires an OC3c Base Node at Site A and another OC3c Base Node at Site B. (Each OC3c Base Node includes the Initial Inter-Node Transport Port. Additional Inter-Node Transport Ports may be added to the OC3c Base Node to support bandwidth requirements of inter-site transport.)

(b) Additional OC3c Inter-Node Transport Ports are charged on a per site basis, thus a minimum of two ports must be ordered for any additional point-to-point transport. For example, additional OC3c transport between locations A and B requires an Additional OC3c Inter-Node Transport Port at Site A and another Additional OC3c Inter-Node Transport Port at Site B.

(c) Interface Ports

(1) DS1, Ethernet 10 Base-T, Fast Ethernet 100 Base-TX, and OC3c ATM Interface Ports are charged on a per site basis, thus a minimum of two ports must be ordered for any point-to-point transport. For example, a DS1 circuit between locations A and B requires a DS1 Circuit Interface Port at Site A and another DS1 Circuit Interface Port at Site B.

(d) OC3c Inter-Node Transport IOF Termination is charged on a per termination basis for inter-office facility (IOF) transport required to support TLC inter-site configurations which involve more than one serving wire center, thus a minimum of two terminations must be ordered for this type of point-to-point transport. For example, an inter-site configuration involving one serving wire center for location A and a different serving wire center for location B requires an OC3c IOF Termination at the serving wire center for Site A and another OC3c IOF Termination at the serving wire center for Site B.

(e) OC3c Inter-Node Transport IOF Mileage is charged on a per airline mile basis for inter-office facility (IOF) transport required to support the TLC inter-site configurations which involve more than one serving wire center.

FACILITIES FOR INTRASTATE ACCESS

16. ADVANCED COMMUNICATIONS NETWORKS (Cont'd)

16.5 . Transport LAN Connect (TLC) (Cont'd)

(E) Rate Regulations (Cont'd)

(3) Definitions

(a) OC3c Base Node (Base TLC platform)

Provides the node's TLC hardware/software as well as the Initial OC3c Inter-Node Transport Port. The OC3c Base Node is located on the customer's premises.

(b) Additional OC3c Inter-Node Transport Port

Provides additional OC3c Inter-Node Transport Port to an existing OC3c Base Node to support bandwidth requirement of inter-site transport.

(c) Interface Ports

Interface Ports provide the interface between the provisioned facility from the customer's provided equipment and the OC3c Base Node for point-to-point or multi-point transport. Interface Ports represent the customer demarcation point for TLC.

(1) DS1 Circuit Interface Port (Per port)

Provides Interface Port required to support point-to-point transport for a DS-1 circuit.

(2) Ethernet 10 Base-T Interface Port (Per port)

Provides Interface Port required to support point-to-point or multi-point transport of Ethernet 10 Base-T.

(3) Fast Ethernet 100 Base-TX Interface Port (Per port)

Provides Interface Port required to support point-to-point or multi-point transport of Fast Ethernet 100 Base-TX.

(4) OC3c ATM Interface Port (Per port)

Provides ATM UNI Interface Port required to support point-to-point or multi-point transport of private ATM virtual circuits. Virtual circuits must be ATM adaptation layer 5 (AAL-5) Unspecified Bit Rate (UBR) only.

(d) OC3c Inter-Node Transport IOF Termination (Per inter-office termination basis)

Provides termination of inter-office facility (IOF) transport required to support TLC inter-site configurations involving more than one serving wire center.

(e) OC3c Inter-Node Transport IOF Mileage (Per airline mile basis)

Provides applicable mileage charges for inter-office facility (IOF) transport required to support TLC inter-site configurations involving more than one serving wire center.

FACILITIES FOR INTRASTATE ACCESS

16. ADVANCED COMMUNICATIONS NETWORKS (Cont'd)

16.5. Transport LAN Connect (TLC) (Cont'd)

(E) Rate Regulations (Cont'd)

(4) Conditions

(a) Contract Termination Liability

- (1) TLC services are offered on a contract basis for period of one, two, three, or five years. All contracts are subject to the Termination Liability charge. Prior to the expiration of the contract period, a customer must notify the Company of the customer's choice of the following options:
 - convert to a new contract period of the same or different length,
 - convert at the completed contract period's rate, but on a month-to-month basis, or
 - discontinue service.
- (2) If the customer does not notify the Company of one of the above options prior to the expiration of the contract period, then the Company will continue to bill the customer at the completed contract period's rate on a month-to-month basis.
- (3) If prior to the expiration of a contract the customer converts to a contract period with a longer period of time, then the customer (at the customer's option) may receive credit for the elapsed time under the old contract to be applied toward the new contract period.
- (4) If the customer orders additional service subsequent to existing service, then the contract period for the added service will be coterminous with the contract period in effect for the existing service. The rate for the added service will be for the same contract period option as the existing service.
- (5) The Termination Liability charge will apply when any portion of the service that is subject to the Termination Liability charge is terminated prior to completion of the elected contract period. The customer's liability will be equal to 25% of the monthly rate for the applicable service terminated times the number of months remaining in the contract period.
- (6) Deletions to the customer's service will be subject to Termination Liability per the original contract with the exception of customers who migrate to Asynchronous Transfer Mode (ATM) Service.

FACILITIES FOR INTRASTATE ACCESS

16. **ADVANCED COMMUNICATIONS NETWORKS** (Cont'd)

16.5. Transport LAN Connect (TLC) (Cont'd)

(F) Rates

	<u>Nonrecurring Charge</u>	<u>Monthly Rate</u>
(1) OC3c Base Node ¹		
(1 Year)	\$1,500.00	\$1,400.00
(2 Year)	1,500.00	1,150.00
(3 Year)	1,500.00	1,100.00
(5 Year)	1,500.00	1,000.00
(2) Additional OC3c Inter-Node Transport Port ²		
(1 Year)	500.00	600.00
(2 Year)	500.00	550.00
(3 Year)	500.00	500.00
(5 Year)	500.00	450.00
(3) 10 Base - T Interface Port Ethernet		
(1 Year)	200.00	225.00
(2 Year)	200.00	200.00
(3 Year)	200.00	175.00
(5 Year)	200.00	150.00

¹Includes Initial Inter-Node Transport Port.

²May be added to OC3c Base Node to support bandwidth requirements.

All contracts are subject to conditions for Contract Termination Liability.

FACILITIES FOR INTRASTATE ACCESS

16. **ADVANCED COMMUNICATIONS NETWORKS** (Cont'd)

16.5. Transport LAN Connect (TLC) (Cont'd)

(C) Rates (Cont'd)

	<u>Nonrecurring Charge</u>	<u>Monthly Rate</u>
(4) 100 Base - TX Interface Port Fast Ethernet		
(1 Year)	\$200.00	\$500.00
(2 Year)	200.00	475.00
(3 Year)	200.00	450.00
(5 Year)	200.00	400.00
(5) DS1 Circuit Interface Port		
(1 Year)	200.00	175.00
(2 Year)	200.00	150.00
(3 Year)	200.00	125.00
(5 Year)	200.00	100.00
(6) OC3c ATM Interface Port		
(1 Year)	500.00	800.00
(2 Year)	500.00	750.00
(3 Year)	500.00	700.00
(5 Year)	500.00	600.00
(7) OC3c IOF Termination ¹	-	-
(8) OC3c Inter-Node Transport IOF per airline mile ¹	-	-

¹IOF termination and mileage charges are applicable for inter-site transport which involves more than one serving wire center.

FACILITIES FOR INTRASTATE ACCESS

SECTION 19 TABLE OF CONTENTS

	<u>Page</u>
17. <u>EXPANDED INTERCONNECTION SERVICES (EIS)</u>	
17.1 <u>Service Description</u>	3
17.2 <u>Provision of EIS</u>	3
17.2.1 General.....	3
17.2.2 Responsibility of the Telephone Company.....	3
17.2.3 Rights of the Telephone Company.....	5
17.3 <u>Obligations of the Customer</u>	6
17.3.1 Responsibility of the Customer.....	6
17.3.2 Claims and Demands for Damage.....	7
17.3.3 Limitations.....	7
17.3.4 Mechanic's or Materialmen's Liens.....	7
17.3.5 Confidentiality.....	8
17.3.6 Network Outage, Damage and Reporting.....	8
17.4 <u>Discontinuance of Service</u>	8
17.4.1 General.....	8
17.5 <u>Ordering Options for EIS</u>	9
17.5.1 Physical EIS at Tariffed Locations.....	...9
17.5.2 Bona Fide Request for EIS for Non-Tariffed Locations or Equipment.....	10
17.5.3 Virtual EIS Service.....	10
17.5.4 Microwave Services.....	11
17.5.5 (Reserved for Future Use).....	11
17.5.6 Other Technologies.....	11
17.6 <u>EIS Service Request</u>	11
17.6.1 Application Form for Physical EIS. at tariffed Locations.....	11
17.6.2 Relocation Within the Same Wire Center or Access Tandem.....	12
17.6.3 Expansion of Existing Space.....	12
17.7 <u>Physical EIS</u>	13
17.7.1 Availability of Service.....	13
17.7.2 Existing Suitable Space.....	13
17.7.3 Power, Environmental Conditioning and dc Power.....	14
17.7.4 Customer Terminating Equipment Requirements.....	14
17.7.5 Security Requirements for Customer Access to Telephone Company Buildings.....	16
17.7.6 Insurance and Liability Requirements.....	17
17.7.7 Building Modification Classification.....	18

FACILITIES FOR INTRASTATE ACCESS

SECTION 17 TABLE OF CONTENTS (Cont'd)

17. <u>EXPANDED INTERCONNECTION SERVICES (EIS)</u> (Cont'd)	<u>Page</u>
17.8 <u>Virtual EIS</u>	19
17.8.1 Availability of Service.....	19
17.8.2 Obligations of the Customer.....	20
17.8.3 Operation and Maintenance.....	20
17.8.4 Customer Terminating Equipment Requirements.....	20
17.9 <u>Rate Regulations</u>	21
17.9.1 Types of Rates and Charges.....	21
17.9.2 Minimum Periods.....	25
17.10 <u>EIS Rates and Charges</u>	26
17.10.1 Cable Space and Cable Pull.....	26
17.10.2 dc Power.....	26
17.11 <u>Virtual EIS Wire Centers and Access Tandems</u>	26
17.12 <u>Virtual EIS Rates and Charges</u>	26
17.12.1 Equipment Rates and Charges.....	26
17.13 <u>Physical EIS Rates and Charges</u>	27
17.13.1 Engineering Fee.....	27
17.13.2 Building Modification.....	27
17.13.3 Cage Enclosure.....	27
17.13.4 Partition Space.....	27

FACILITIES FOR INTRASTATE ACCESS

17. EXPANDED INTERCONNECTION SERVICES

17.1 Service Description

17.1.1 Expanded Interconnection Service (EIS) provides Customers with the capability to collocate Customer provided transmission, concentration, and multiplexing equipment, at the Telephone Company premises. EIS Customers may terminate basic fiber optic transmission facilities at the Telephone Company premises for connection to their equipment or may lease facilities from the Telephone Company.

EIS Customers may lease transport from the Telephone Company to connect to their collocation equipment in lieu of constructing their own facility to the Telephone Company premises.

EIS is not available to Enhanced Service Providers. Customer premises equipment, protocol conversion equipment or other types of Customer equipment not required for basic transmission shall not be installed in Telephone Company premises.

17.2 Provision of EIS

17.2.1 General

- (A) EIS will be provided as Physical EIS where transmission facilities of the Customer interconnect with the facilities of the Telephone Company within the Telephone Company wire center or access tandem or as Virtual EIS where the interconnection with Telephone Company facilities occurs outside the wire center or access tandem in a manhole or other similar location.
- (B) EIS arrangements are available for Switched Access and DS0 (64 Kbps), DS1 (1.544 Mbps) and DS3 (44.736 Mbps) Special Access transmission facilities and terminating equipment to Telephone Company wire center or access tandem facilities in or near Telephone Company buildings.
- (C) EIS will be available for microwave transmission on a case by case basis where reasonably feasible. EIS is not available on non-fiber optic cable facilities.
- (D) Customer provided facilities and equipment are subject to the terms, conditions, and rates specified in this tariff.
- (E) Customers requests for space for terminating equipment other than within an access tandem or wire center will be handled on a case by case basis where technically feasible on a first-come, first-served basis.
- (F) The Telephone Company is not responsible for the design, engineering or performance of the Customer designated termination equipment and Customer provided facilities for virtual and physical EIS. The Telephone Company is not responsible for testing and maintenance of physical EIS arrangements.
- (G) The Telephone Company is not required to purchase additional plant or equipment, to relinquish floor space or facilities designated for Telephone Company use, to undertake construction of new wire centers or access tandems or to construct additions to existing wire centers or access tandems to satisfy a Customer request.

17.2.2 Responsibility of the Telephone Company

- (A) The Telephone Company will provide EIS, within the limitations of space and facilities.
- (B) The emergency provisioning and restoration of interconnection service shall be in accordance with Part 64, Subpart D, Paragraph 64.401, of the FCC's Rules and Regulations, which specifies the priority for such activities.

FACILITIES FOR INTRASTATE ACCESS

17. EXPANDED INTERCONNECTION SERVICES (Cont'd)

17.2 Provision of EIS (Cont'd)

17.2.2 Responsibility of the Telephone Company (Cont'd)

- (C) The Telephone Company will establish points of contact for the Customer to place a request for EIS. The point of contact will provide the Customer with a packet of general information, including an Application Form.
- (D) The Telephone Company will provide at least two separate points of entry to the wire center or access tandem where there are two entry points for the Telephone Company cable facilities, with the exception of situations where one entry of a two entry office is filled to capacity.
- (E) The Telephone Company will not purchase Customer designated termination equipment from a vendor for the Customer's use. If the Customer chooses, the Telephone Company will assist the Customer in the purchase of terminating equipment by establishing a contact point with Frontier supply.
- (F) The Telephone Company will coordinate with the Customer to ensure that services are installed in accordance with the service request. If the Telephone Company fails to install such equipment in accordance with the service request, the Telephone Company will correct the installation at its own expense.
- (G) The Telephone Company will be held liable for the actions and inactions of its employees, vendors or contractors having access to the Customer's equipment and facilities.

FACILITIES FOR INTRASTATE ACCESS

17. EXPANDED INTERCONNECTION SERVICES (Cont'd)

17.2 Provision of EIS (Cont'd)

17.2.3 Rights of the Telephone Company

- (A) The Telephone Company retains ownership of wire center or access tandem floor space and equipment used to provide EIS.
- (B) The Telephone Company reserves the right to refuse use of Customer designated termination equipment which does not meet network reliability standards and fire and safety codes.
- (C) The Telephone Company reserves the right, with five day's prior notice, to access the partitioned space to perform periodic inspections to ensure compliance with Telephone Company installation, safety and security practices.
- (D) The Telephone Company reserves the right, without prior notice, to access the partitioned space in an emergency, such as fire or other unsafe conditions, or for purposes of averting any threat of harm imposed by the Customer or the Customer's equipment upon the operation of the Telephone Company's equipment, facilities and/or employees located outside the partitioned space. The Telephone Company will notify the Customer as soon as possible when such an event has occurred.
- (E) The Telephone Company reserves the right to remove and dispose of the Customer's equipment on physical EIS arrangements if the Customer fails to remove and dispose of the equipment within the 30-day period following discontinuance of service whether the discontinuance was ordered by the Customer, or by the Telephone Company in accordance with this tariff. The Customer will be charged the appropriate Additional Labor charges in Section 6.2 for the removal and disposal of such equipment.
- (F) The Telephone Company reserves for itself and its successors and assignees, the right to utilize the wire center(s) or access tandem(s) space in such a manner as will best enable it to fulfill Telephone Company's service requirements.
- (G) The Telephone Company shall have the right, for good cause shown, and upon six (6) months' notice, to reclaim any partitioned space, cable space or conduit space in order to fulfill its obligation under Public Service law and its tariffs to provide telecommunication services to its end user Customers. In such cases, the Telephone Company will reimburse the Customer for reasonable direct costs and expenses in connection with such reclamation or migration to virtual collocation. The Telephone Company will make every reasonable effort to find other alternatives before attempting to reclaim any such space.

FACILITIES FOR INTRASTATE ACCESS

17. EXPANDED INTERCONNECTION SERVICES (Cont'd)

17.3 Obligations of the Customer

17.3.1 Responsibility of the Customer

- (A) The Customer is responsible for coordinating with the Telephone Company to ensure that services are installed in accordance with the service request. The Customer agrees to meet with the Telephone Company, if requested by the Telephone Company, to review design and work plans for installation of the Customer's designated equipment within the Telephone Company premises.
- (B) The Customer will be responsible for costs incurred by the Telephone Company for installation or maintenance of Customer designated termination equipment. Installation or maintenance will not begin until agreed to by the Customer.
- (C) In the event of a Telephone Company work stoppage, the Customer's employees, contractors or agents will comply with the emergency operation procedures established by the Telephone Company. Such emergency should not directly impact the Customer's access to its premises, or ability to provide service.
- (D) On the date of discontinuance of service of physical EIS arrangements, the Customer will disconnect and remove its equipment within 30 days from its partitioned space or work with the Telephone Company to retain as a virtual arrangement.
- (E) The Customer will provide access to the partitioned space at all times to allow the Telephone Company to react to emergencies, to maintain the building operating systems (where applicable and necessary) and to ensure compliance with OSHA/Telephone Company regulations and standards related to fire, safety, health and environment safeguards. The Telephone Company will attempt to notify the Customer in advance of any such emergency access. If advance notification is not possible, the Telephone Company will provide notification of any such entry to the Customer as soon as possible following the entry, indicating the reasons for the entry and any actions taken which might impact the Customer's facilities or equipment and its ability to provide service. The Telephone Company will restrict access to the Customer's cage to persons necessary to handle such an emergency.
- (F) The Customer's employee, agent, or contractor with access to a Telephone Company wire center(s) or access tandem(s) shall adhere at all times to all applicable laws, regulations and ordinances and to rules of conduct established by the Telephone Company for the wire center or access tandem and the Telephone Company's employees, agents and contractors. The Telephone Company reserves the right to make changes to such procedures and rules to preserve the integrity and operation of the Telephone Company network or facilities or to comply with applicable laws and regulations. The Telephone Company will provide written notification 30 days in advance of such changes.
- (G) The Customer is responsible for payment of all charges as set forth in Section 2.4. Disputed bills will be subject to provisions in Section 2.4. Failure to make payment will result in disconnection of service in accordance with Section 2.1.8.
- (H) The Customer will be responsible to obtain appropriate insurance coverage, including but not limited to, fire, theft, and liability as described in 17.7.6 for physical EIS arrangements.
- (I) The Customer be will held liable for the actions and inactions of its employees, vendors, or contractors having access to Telephone Company wire center or access tandem equipment, manholes and facilities.
- (J) The Customer is responsible for the purchase and delivery of Customer designated termination equipment to be installed in the Telephone Company wire center or access tandem for virtual EIS. The Customer will sell the Customer designated termination equipment to the Telephone Company for one dollar (\$1.00) at the time the equipment is delivered to the wire center or access tandem where it is to be installed. Upon termination of virtual EIS, the Customer will purchase the Customer designated termination equipment from the Telephone Company for one dollar (\$1.00).

FACILITIES FOR INTRASTATE ACCESS

17. **EXPANDED INTERCONNECTION SERVICES** (Cont'd)

17.3 Obligations of the Customer (Cont'd)

17.3.2 Claims and Demands for Damage

In addition to the provisions in Section 2.3.9, the Customer shall defend, indemnify and save harmless the Telephone Company from and against any and all suits, claims and demands by third persons caused by, arising out of or in any way related to the installation, maintenance, repair, replacement, presence, use or removal of the Customer's equipment or by the proximity of such equipment to the equipment of other parties occupying space in the Telephone Company's wire center(s) or access tandem(s) or caused by, arising out of or in any way related to the Customer's failure to comply with any of the terms of this tariff.

17.3.3 Limitations

- (A) All Customer facilities must terminate in the Telephone Company equipment.
- (B) The Customer shall not assign, sublease, rent or share with or without charge, partitioned space with another Customer.
- (C) Other than marking equipment for identification purposed, the Customer shall not paint or affix any signs, posters, advertisements or notices on any portion of, or any equipment located in, the Telephone Company wire center(s) or access tandem(s).
- (D) The Customer shall not use cellular telephones within the wire center or access tandem locations. The Customer may order local exchange business service to be installed within the Customer's partitioned space.

17.3.4 Mechanic's or Materialmen's Liens

The Customer shall not permit to be placed upon the wire center or access tandem or any of the Telephone Company's property any mechanic's or materialmen's liens caused by or resulting from any work performed, materials furnished or obligations incurred by or at the request of the Customer. In the case of the filing of any such lien, the Customer shall immediately pay the lien in full.

If default in the payment continues for ten (10) days after written notice from the Telephone Company to the Customer, the Telephone Company will have the right, at the Telephone Company's option, of paying the lien or any portion of the lien, without inquiry as to the validity of the lien, and the Customer shall reimburse the Telephone Company for any amounts paid, including expenses and interest, within ten (10) days after delivery to the Customer of an invoice. Failure to remit payment to the Telephone Company within ten (10) days will result in disconnection of service as set forth in Section 2.1.8.

FACILITIES FOR INTRASTATE ACCESS

17. EXPANDED INTERCONNECTION SERVICES (Cont'd)

17.3 Obligations of the Customer (Cont'd)

17.3.5 Confidentiality

The Customer shall hold in confidence all information of a competitive nature provided to the Customer by the Telephone Company in connection with EIS or known to the Customer as a result of the Customer's access to the Telephone Company's wire center(s) or access tandem(s) or as a result of the interconnection of the Customer's equipment to the Telephone Company's facilities. Similarly, the Telephone Company shall hold in confidence all information of a competitive nature provided to it by the Customer in connection with EIS or known to the Telephone Company as a result of the interconnection of the Customer's equipment to the Telephone Company's facilities. Such information is to be considered proprietary and shared within the Telephone Company on a need to know basis only. Neither the Telephone Company nor the Customer shall be obligated to hold in confidence information that:

- (1) was already known to the Customer free of any obligation to keep such information confidential;
- (2) was or becomes publicly available by other than unauthorized disclosure; or
- (3) was rightfully obtained from a third party not obligated to hold such information in confidence.

17.3.6 Network Outage, Damage and Reporting

- (A) The Customer shall be responsible for any damage or network outage occurring as a result of termination of Customer owned equipment or Customer designated termination equipment in the Telephone Company wire center or access tandem.
- (B) The Customer is responsible for providing trouble report status when requested.
- (C) The Customer is responsible for providing a contact number that is readily accessible 24 hours a day, 7 days a week.
- (D) The Customer shall be responsible for notifying the Telephone Company of significant outages which could impact or degrade the Telephone Company's switches and services and provide estimated clearing time for restoral.
- (E) The Customer is responsible for testing its equipment to identify and clear a trouble report when the trouble has been sectionalized (isolated) to a Customer service.
- (F) Credit for interruption of service for physical EIS will be given only for the switched or special access facility and associated cross connect as set forth in Sections 4 and 5.

17.4 Discontinuance of Service

17.4.1 General

- (A) Upon discontinuance of service, the Customer shall disconnect and remove its equipment from the partitioned space. The Telephone Company reserves the right to remove the Customer's equipment if the Customer fails to remove and dispose of the equipment within the 30 days of discontinuance. The Customer will be charged the appropriate Additional Labor charge in Section 6.2 for the removal of such equipment.

FACILITIES FOR INTRASTATE ACCESS

17. EXPANDED INTERCONNECTION SERVICES (Cont'd)

17.4 Discontinuance of Service (Cont'd)

17.4.1 General (Cont'd)

- (B) The Telephone Company will make every effort to contact the Customer in the event the Customer's equipment disrupts the network. If the Telephone Company is unable to make contact with the Customer, the Telephone Company shall temporarily disconnect the Customer's service as set forth in 2.2.1 (B). The Telephone Company will notify the Customer as soon as possible after any disconnect of Customer's equipment.
- (C) The Telephone Company reserves the right to terminate EIS, in the event the Customer is not in conformance with Telephone Company standards and requirements and/or in the event the Customer imposes continued disruption and threat of harm to Telephone Company employees and/or network, or the Telephone Company's ability to provide service to other Customers.
- (D) Upon discontinuance of virtual EIS service, the Telephone Company will disconnect and remove the Customer designated termination equipment from the Telephone Company wire center or access tandem. The Telephone Company will work with the Customer to coordinate return of the equipment to the Customer.

17.5 Ordering Options for EIS

17.5.1 Physical EIS at Tariffed Locations

- (A) Customers requesting physical EIS at a wire center or access tandem location will be required to complete the Application Form and submit the Engineering Fee as set forth in 17.13.1. Upon notification of available space, the Customer will be required to place an EIS Access Service Order (ASR). In addition, the Customer must submit 50% of the other applicable nonrecurring charges within 90 days after notification of available space or the Customer will be required to submit a new Application Form and Engineering Fee(s).
- (B) The Telephone Company will process Application Forms on a first-come, first-served basis as set forth in 17.6.1(B).
- (C) Upon receipt of the completed EIS ASR, the Telephone Company will schedule a meeting with the Customer to determine engineering and network requirements. The Telephone Company will provide to the Customer the general information packet including lists of technical publications and procedures necessary to meet network, engineering, security and safety standards.
- (D) Upon receipt of the ASR and 50% of the Building Modification, Cage Enclosure and dc Power charges, the Telephone Company will initiate necessary modifications to the wire center or access tandem to accommodate the Customer's request. The Customer and the Telephone Company will work cooperatively to ensure that services are installed in accordance with the service requested. The balance of the Building Modification, Cage Enclosure and dc Power charges are due at the time the space is turned over to the Customer.
- (E) The Customer is responsible to have cable and other equipment ready for installation on the date scheduled. If the Customer fails to notify the Telephone Company of a delay in the installation date, the Customer will be subject to the appropriate Additional Labor Charge in Section 6.2.
- (F) The Telephone Company will advise the Customer of any delay in completion of the preparation of the wire center or access tandem space, and reschedule a new installation date for earliest possible date.
- (G) The Telephone Company and the Customer must meet and begin implementation of the request within six (6) months of receipt of the Application Form and the Physical Engineering Fee or the identified space becomes available for use by other Customers.

FACILITIES FOR INTRASTATE ACCESS

17. EXPANDED INTERCONNECTION SERVICES (Cont'd)

17.5 Ordering Options for EIS (Cont'd)

17.5.2 Bona Fide Request for EIS for Non-Tariffed Locations or Equipment

- (A) Customers requesting EIS for a location or for equipment not appearing in 17.7.7 or 17.11 will be required to initiate a bona fide request for each wire center or access tandem. Submission of an Application Form and \$2500 is considered a bona fide request.
- (B) Customers initiating a bona fide request must have the capability of terminating transmission facilities at the Telephone Company wire center or access tandem within a reasonable period of time, not to exceed 6 months from the date the request is initiated.
- (C) Customers initiating a bona fide request shall be required to submit \$2500 for each wire center or access tandem, which will be applied toward the Physical Engineering or Virtual Engineering/Installation Fee to perform a preconstruction verification of the available conduit space or preliminary rate for equipment installation, training and maintenance.
- (D) The Customer must complete the Application Form, providing all required information before the Telephone Company will begin work on the request. The Customer will be required to provide information such as, wire center or access tandem location, number and type of terminations, power requirements, type of equipment, etc.
- (E) Within 10 days from receipt of the completed request form, the Telephone Company will verbally notify the Customer if conduit space is available. If space is not available, the Customer will be notified in writing.
- (F) If existing conduit space is not available, or the Customer cancels the request within 10 days, the Telephone Company will refund the \$2500 to the Customer. The Telephone Company will not make any refund after notification of availability of existing suitable space.
- (G) Tariff revisions to add a wire center or access tandem location or virtual equipment will be filed no later than 45 days from receipt of the original request to be effective when approved by the Commission.
- (H) Upon receipt of a bona fide request, the Telephone company will advise the Customer within 30 days the rates for engineering, installation and maintenance of the customer designated equipment, which is purchased by Frontier from the Customer. Upon acceptance by the Customer, tariff revisions will be filed to be effective when approved by the Public Service Commission. (T)
- (I) The Telephone Company will not begin necessary modifications to the wire center or access tandem until after the tariff becomes effective and an ASR is received. The Customer must submit the balance of the Engineering/Installation Fee with the ASR.

17.5.3 Virtual EIS Service

- (A) Customers seeking virtual EIS shall submit an Application Form and a \$2500 non-refundable fee for each wire center or access tandem which will be applied toward the Engineering/Installation Fee. The Customer will be required to provide information such as, wire center or access tandem location, number and type of terminations, type of equipment, etc. The Customer must provide all required information before the Telephone Company will begin work on the request.

FACILITIES FOR INTRASTATE ACCESS

17. EXPANDED INTERCONNECTION SERVICES (Cont'd)

17.5 Ordering Options for EIS (Cont'd)

17.5.3 Virtual EIS Service (Cont'd)

- (B) Upon receipt of the \$2500 fee, the Telephone Company will initiate a search of engineering records, an inspection of facilities, and other administrative activities required to process the request.
- (C) Virtual EIS will be provided to Customers at rates and charges, including the Engineering/Installation Fee, specific to the location and Customer designated termination equipment installed.

17.5.4 Microwave Services

EIS through microwave service will be provided, where reasonably feasible, only on a case-by-case basis. Rules, regulations and rates will be developed and filed upon a bona fide request from Customers to provide microwave interconnection.

17.5.5 (Reserved for Future Use)

17.5.6 Other Technologies

EIS will not be provided through technologies other than fiber optic facilities and microwave.

17.6 EIS Service Request

17.6.1 Application Form for Physical EIS at Tariffed Locations

- (A) Customers requesting physical EIS will be required to submit the applicable Physical Engineering Fee(s) as set forth in 17.13.1 for each wire center(s) or access tandem(s) location ordered.
- (B) Receipt of the Application Form and the Physical Engineering Fee(s) and 50% of the applicable nonrecurring charges will determine the order of priority of the Customers requesting physical EIS.
- (C) The Application Form will require the Customer to provide all engineering, floor space, power, environmental and other requirements necessary for the function of the service. The Telephone Company will notify the Customer in writing following receipt of the completed application if the Customer's requirements cannot be accommodated as specified.
- (D) If existing suitable space is not available, the Physical Engineering Fee will be refunded. If the Customer withdraws or cancels the request within fifteen (15) days after receipt of the Application Form, 50% of the Physical Engineering Fee will be refunded to the Customer.

If the Customer withdraws or cancels the request after the fifteenth day, no refund of the Physical Engineering Fee will be made.
- (E) The Telephone Company will provide an information packet containing a list of engineering and technical specifications, fire, safety, security policies and procedures.
- (F) Customers initiating an Application Form must have the capability of terminating transmission facilities at the Telephone Company wire center or access tandem within a reasonable period of time, not to exceed six (6) months from the date the request is initiated.

FACILITIES FOR INTRASTATE ACCESS

17. EXPANDED INTERCONNECTION SERVICES (Cont'd)

17.6 EIS Service Request (Cont'd)

17.6.1 Application Form for Physical EIS (Cont'd)

- (G) Section 17.11.1 will indicate those wire centers or access tandems in which existing suitable space has been exhausted. The Telephone Company will not maintain a list of Customers requesting space in a wire center or access tandem after the space is initially exhausted.
- (H) If a Customer elects to collocate equipment in non-environmental conditioned space, the Customer will be responsible for all costs associated with the environmental conditioning of space. This charge will be rated as an ICB.
- (I) The first Customer in a wire center or access tandem will be responsible for Building Modification charges as shown in 17.13.2. This charge will be prorated and the prorated share refunded as additional Customers utilize physical EIS within that wire center or access tandem.
 - (1) The Building Modification charge will apply in full to the first Customer in each wire center or access tandem.
 - (2) If a second Customer orders service in the same wire center or access tandem as the initial Customer, and if the second Customer can be located within the same collocation area as the first Customer, the second Customer in that wire center or access tandem will be charged one-half of the Building Modification charge. The Telephone Company will retain \$1,000 of the amount paid by the second Customer to cover administrative costs for processing the request. The first Customer will receive either a refund or a credit for the remaining amount.
 - (3) If a third Customer orders service in the same wire center or access tandem as the initial Customer, and if the third Customer can be located within the same collocation area as the first two Customers, the third Customer will be charged one-third of the Building Modification charge. The Telephone Company will retain \$1,000 of the amount paid by the third Customer to cover administrative costs for processing the request. The first and the second Customer will receive one-half of the remaining amount via a refund or a credit. This process will be repeated as additional Customer order service within the same wire center or access tandem.
 - (4) The first Customer ordering service in the same wire center or access tandem but placed in a different collocation area will be charged the full Building Modification charge. As additional Customers are placed in the same collocation area as this Customer, the same process of payments and associated refunds or credits will apply.
 - (5) Customers ordering service will be charged the appropriate Additional Labor charges in Section 6.2 only if additional modifications are required.

17.6.2 Relocation Within the Same Wire Center or Access Tandem

Customer requests for relocation of the termination equipment from one location to a different location for the same Customer within the same wire center or access tandem will be handled on an individual case basis.

17.6.3 Expansion of Existing Space

Customer requests for expansion of existing space within a specific wire center or access tandem will be treated as a new service application.

FACILITIES FOR INTRASTATE ACCESS

17. EXPANDED INTERCONNECTION SERVICES (Cont'd)

17.7 Physical EIS

17.7.1 Availability of Service

- (A) (Reserved for Future Use)
- (B) Physical EIS will be made available where there is existing suitable space as defined in 17.7.2.
- (C) Wire Centers and access tandems which are exempt from physical EIS requirements due to lack of existing suitable space or are not technically feasible are shown in 17.11.1. The Telephone Company will notify the FCC and the Michigan Public Service Commission when existing cable space has been exhausted in a particular wire center or access tandem.
- (D) Existing suitable space in Telephone Company wire centers or access tandems available for physical EIS will be provided to Customers on a first-come, first-served basis as specified in 17.7.2.
- (E) Wire Centers and access tandems which are exempt from virtual EIS requirements due to lack of suitable space are shown in 17.8.1.

17.7.2 Existing Suitable Space

- (A) Existing suitable space is defined as space in which ac/dc power, heat and air conditioning, battery and/or generator back-up dc power, and other requirements necessary for provision of wire center or access tandem equipment currently exists and is not required space and facilities designated for use by the Telephone Company.
- (B) The Telephone Company and the Customer will work cooperatively to determine proper space requirements, and efficient use of space.
- (C) The amount of floor space available to each Customer at the time of the initial application will be 100 square feet per wire center or access tandem. The Telephone Company will enclose the Customer's space in a cage.
- (D) The Customer is permitted to obtain additional floor space when his existing floor space is being used efficiently. Additional space will be ordered in increments of 100 square feet, where available. The maximum amount of space available to each Customer will be limited only by the amount of existing suitable space available in a specific wire center or access tandem.
- (E) The Telephone Company reserves the right to require Customers to relinquish such space which is not used within a reasonable time. Upon receipt of a collocation request that must be denied due to lack of existing space or the Telephone Company requires additional space for its own growth and the only available space is unused space for any existing collocated Customer, existing Customers must provide documentation for their use of unused space for the next twelve months.

Otherwise, the Customer must relinquish unused space to new requests on a first-come, first-served basis.

- (F) The Customer shall use the partitioned space solely for the purposes of installing, maintaining and operating the Customer's equipment to interconnect with the facilities of the Telephone Company in accordance with Sections 64.1401 and 64.1402 of the FCC Rules and Regulations in 47 C.F.R. and for no other purposes.

FACILITIES FOR INTRASTATE ACCESS

17. EXPANDED INTERCONNECTION SERVICES (Cont'd)

17.7 Physical EIS (Cont'd)

17.7.2 Existing Suitable Space (Cont'd)

- (G) The Customer shall not construct improvements or make alterations or repairs to the partitioned space without the prior written approval of the Telephone Company.
- (H) If the Customer elects to collocate equipment in non-environmental conditioned space, the Customer will be responsible for all costs associated with environmental conditioning the space. These costs will be provided as an ICB.

17.7.3 Power, Environmental Conditioning and dc Power

- (A) The Telephone Company will provide, at rates set forth following, dc power with generator and/or battery back-up, heat, air conditioning and other environmental support to the Customer's equipment in the same standards and parameters required for Telephone Company equipment.
- (B) The Customer will provide the Telephone Company with specifications for any non-standard or special requirements at the time of application. The Telephone Company reserves the right to assess the Customer any additional charges on an individual case basis associated with complying with the requirements or to refuse an application where extensive modifications are required.

17.7.4 Customer Terminating Equipment Requirements

- (A) Customer equipment installed in the Telephone Company wire center or access tandem must comply with either the Telephone Company's list of approved products, or equipment that complies with wire center or access tandem environmental and transmission standards in effect at the time the interconnection is made. The list of approved products and/or equipment is the same as used by the Telephone Company and its contractors. EIS Customers will be notified of any change in the Telephone Company's list of approved products and/or equipment.
- (B) The Customer shall be responsible for servicing, supplying, repairing and maintaining the following:
 - Fiber Optic Cable and Fire Retardant Sheath (if Customer provided)
 - Equipment located within the wire center or access tandem
 - Interconnection cable to the point of demarcation
- (C) The Customer shall be required to provide DS1 cable facilities in sufficient capacity for the Telephone Company to wire DS1 services in multiples of 28 or DS0 cable facilities in sufficient capacity for the Telephone Company to wire DS0 services in multiples of 24.

FACILITIES FOR INTRASTATE ACCESS

17. EXPANDED INTERCONNECTION SERVICES (Cont'd)

17.7 Physical EIS (Cont'd)

17.7.4 Customer Terminating Equipment Requirements (Cont'd)

- (D) The interconnection point for physical EIS is the point where the Customer owned cable facilities connect to the Telephone Company termination equipment.
- The Telephone Company will designate a DSX panel(s) as the point(s) of termination within each wire center or access tandem as the point(s) of physical demarcation between the Customer's maintenance and ownership responsibilities and the Telephone Company's maintenance and ownership responsibilities. Maintenance and related activities up to the Telephone Company side of the point of termination will be the responsibility of the Telephone Company.
- (E) If the Customer provides his own fiber optic facility then the Customer shall be responsible for bringing his fiber optic cable to the wire center or access tandem manhole and leave sufficient cable length for the Telephone Company to be able to fully extend such cable through to the Customer's space. No splicing will be permitted in the manhole. Upon discontinuance of EIS, the Customer relinquishes all rights, title and ownership of cable to the Telephone Company.
- (F) The Telephone Company is responsible for installing Customer provided fiber optic cable in the cable space or conduit from the manhole to the wire center or access tandem. This may be shared conduit with dedicated inner duct. The Customer shall not be permitted to reserve wire center or access tandem cable space or conduit. If new conduit is required, the Telephone Company will negotiate with the Customer to determine the specific location. The Telephone Company reserves the right to manage its own wire center and access tandem conduit requirements and to reserve vacant space for planned facility additions.
- (G) The Telephone Company is responsible for installing a cable splice where the Customer provided fiber optic cable meets Customer provided fire retardant riser cable within the wire center or access tandem cable vault or designated splicing chamber. The Telephone Company will provide space and racking for the placement of the splice enclosure. The Telephone Company will tag all entrance facilities to indicate ownership. The Telephone Company is responsible for placing the Customer's fire retardant riser cable from the cable vault to the partitioned space. The Customer is responsible for providing fire retardant riser cable that meets Telephone Company standards.
- (H) Customer interconnection equipment installed with the Telephone Company's wire center or access tandem facilities shall be subject to and comply with Telephone Company practices for ac/dc bonding and grounding requirements. This information will be provided to the Customer in the general information packet.
- (I) Upon installation of the Customer's equipment, with prior notice, the Telephone Company will schedule time to work with the Customer during the turn-up phase of the equipment to ensure proper functionality between the Customer's equipment and the connections to the Telephone Company equipment. The time period for this to occur will correspond to the Telephone Company's maintenance window time period.

FACILITIES FOR INTRASTATE ACCESS

17. EXPANDED INTERCONNECTION SERVICES (Cont'd)

17.7 Physical EIS (Cont'd)

17.7.4 Customer Terminating Equipment Requirements (Cont'd)

- (J) All equipment installed within the Telephone Company wire center or access tandem facilities shall meet the industry standard requirements as shown in the following publications:

TR-NWT-000499

TR-NWT-000063

TR-TSY-000191

TR-TSY-000487

TR-NPL-000320

Part 15.109 47 C.F.R. FCC Rules and Regulations

ANSI T1.102

UL 94

17.7.5 Security Requirements for Customer Access to Telephone Company Buildings

- (A) The Telephone Company will permit the Customer's employees, agents, and contractors approved by the Telephone Company to have access to the Customer's partitioned space at all times. The Customer's employees, agents, or contractors must comply with the policies and practices of the Telephone Company pertaining to fire, safety, and security. The Telephone Company will also permit all approved employees, agents and contractors to have access to the Customer's cable and associated equipment, e.g., repeaters. This will include access to riser cable, cableways, and any room or area through which necessary access is available.
- (B) All employees, agents and contractors must meet certain minimum requirements established by the Telephone Company. This information will be provided to the Customer as set forth in 17.5.1(B). At the time the Customer places the EIS ASR for physical EIS, the Customer must submit a list of employees, agents and contractors and the associated Telephone Company wire centers and/or access tandems where access is requested. The Customer must also certify that each of the individuals on the list meets the minimum requirements. The information will be submitted to the Telephone Company's Security Department for approval.
- (C) Access cards or keys will be provided to no more than six individuals per Customer for each Telephone Company wire center or access tandem.

FACILITIES FOR INTRASTATE ACCESS

17. EXPANDED INTERCONNECTION SERVICES (Cont'd)

17.7 Physical EIS (Cont'd)

17.7.5 Security Requirements for Customer Access to Telephone Company Buildings (Cont'd)

(D) Upon approval, the Customer must provide all employees, agents and contractors a photo identification card which identifies the person by name and the name of the Customer. The ID must be worn on the individual's exterior clothing while in the Telephone Company buildings. The Telephone Company will provide the Customer with instructions and necessary access cards or keys to obtain access to Telephone Company buildings.

(E) In wire centers and access tandems where the Customer's space cannot be partitioned, the Customer's employee, agent or contractor will be escorted to and from the Customer's area by a Telephone Company employee.

Customers shall be subject to the applicable labor rates as set forth in Section 6.2(G) where the Customer's employee, agent or contractor requires security escort service.

(F) The Telephone Company reserves the right to deny access to Telephone Company buildings for any Customer's employee, agent or contractor who cannot meet the Telephone Company's established security standards.

(G) The Telephone Company also reserves the right to deny access to Telephone Company buildings for any Customer's employee, agent and contractor for falsification of records, violation of fire, safety or security practices and policies or other just cause.

(H) The Customer is required to immediately notify the Telephone Company by the most expeditious means, when any Customer's employee, agent or contractor with access privileges to Telephone Company buildings is no longer in its employ, or when keys, access cards or other means of obtaining access to Telephone Company buildings are lost, stolen or not returned by an employee, agent or contractor no longer in its employ.

(I) The Customer is responsible for the immediate retrieval and return to the Telephone Company of all keys, access cards or other means of obtaining access to Telephone Company buildings if lost, stolen or upon termination of employment of the Customer's employee and/or discontinuance of service. The Customer shall be responsible for the replacement cost of keys, access cards or other means of obtaining access when lost, stolen or failure of the Customer or the Customer's employee, agent or contractor to return to the Telephone Company.

17.7.6 Insurance & Liability Requirements

(A) The Customer shall, at his sole cost and expense, obtain, maintain, pay for and keep in force insurance as specified following and underwritten by an insurance company(s) having a best insurance rating of at least AA-12.

FACILITIES FOR INTRASTATE ACCESS

17. EXPANDED INTERCONNECTION SERVICES (Cont'd)

17.7 Physical EIS (Cont'd)

17.7.6 Insurance and Liability Requirements (Cont'd)

- (B) The Telephone Company shall be named as an additional insured and a loss payee on all applicable policies as specified following.
 - (1) Comprehensive general liability coverage on an occurrence basis in an amount of \$2,000,000 combined single limit for bodily injury and property damage with a policy aggregate of \$4,000,000. This coverage shall include the contractual, independent contractors products/completed operations, broad form property and personal injury endorsements.
 - (2) Umbrella/Excess Liability coverage in an amount of \$10,000,000 excess of coverage specified in (1) above.
 - (3) All Risk Property coverage on a full replacement cost basis insuring all of the Customer's real and personal property located on or within the Telephone Company wire centers. The Customer may also elect to purchase business interruption and contingent business interruption insurance, knowing that the Telephone Company has no liability for loss of profit or revenues should an interruption of service occur.
 - (4) Statutory Workers Compensation coverage.
 - (5) Contractual Liability coverage.
 - (6) Automobile Liability coverage.
 - (7) Employers Liability coverage in an amount of \$2,000,000.
- (C) All policies purchased by the Customer shall be deemed to be primary and not contributing to or in excess of any similar coverage purchased by the Telephone Company.
- (D) All insurance must be in effect on or before the Customer occupies the partitioned space and shall remain in force as long as the Customer's facilities remain within any space governed by this tariff. If the Customer fails to maintain the coverage, the Telephone Company may pay the premiums and seek reimbursement from the Customer. Failure to make a timely reimbursement will result in disconnection of service as set forth in Section 2.1.8.
- (E) The Customer shall submit certificates of insurance and copies of policies reflecting the coverage specified in (B) above at the time the ASR is placed. Commencement of work by the Telephone Company will not begin until these are received.
- (F) The Customer shall arrange for the Customer's insurance company to provide the Telephone Company with thirty (30) days advance written notice of cancellation.

17.7.7 Building Modification Classification

<u>Central Office</u>	<u>Wire Center</u>	<u>Building Classification</u>
Muskegon-Main	MSKGMIXK	Complex

FACILITIES FOR INTRASTATE ACCESS

17. **EXPANDED INTERCONNECTION SERVICES** (Cont'd)

17.8 Virtual EIS

17.8.1 Availability of Service

- (A) Virtual EIS will be available to Customers at all wire centers and access tandems except as set forth following.

The Telephone Company will work cooperatively with a Customer placing a bona fide request for service at this location to provide alternative service.

<u>Wire Center</u>	<u>Address</u>	<u>City</u>	<u>CLLI Codes</u>
--------------------	----------------	-------------	-------------------

(Reserved for Future Use)

- (B) Virtual EIS provides the means to interconnect, through an optical channel interface, to specified intrastate Access Services. Virtual EIS provides:
- (1) Connection between Customer provided and Telephone Company provided fiber optic transport facilities at a meet point within the mutually agreed to Telephone Company designated space outside a Telephone Company wire center or access tandem, such as a manhole, and
 - (2) Conversion of optical to electrical signals, as appropriate, to allow interconnection between Customer provided transport facilities and other specified intrastate Telephone Company services.
- (C) The interconnection point for virtual EIS is the demarcation between ownership of the cable facilities.
- (D) The Telephone Company will designate locations close to the wire center or access tandem to be used as interconnection points for Customer's facilities.
- (E) None of the provisions of Section 17.5.3 apply or extend to any patron of the Customer purchasing virtual EIS from the Telephone Company.

17.8.2 Obligations of the Customer

- (A) When ordering virtual EIS, the Customer shall designate the type of wire center or access tandem and the type of transmission equipment dedicated to his use. The Customer may specify equipment which may be different from the equipment normally used by the Telephone Company to provide intrastate Access Services.
- (B) The Customer may monitor and control the performance of all facilities and equipment used in the provision of virtual EIS.
- (C) The Customer is responsible for initiating a request for maintenance of Customer's facilities and termination equipment.
- (D) The Customer is responsible for costs associated with training Telephone Company employees to install and maintain equipment other than equipment normally used by the Telephone Company.
- (E) The Telephone Company and the Customer will work cooperatively to determine proper equipment and facilities requirements.
- (F) The Customer shall provide spare cards for the equipment that is virtually collocated.

FACILITIES FOR INTRASTATE ACCESS

17. EXPANDED INTERCONNECTION SERVICES (Cont'd)

17.8 Virtual EIS (Cont'd)

17.8.3 Operation and Maintenance

Where the Telephone Company uses contractors for installation, maintenance or repair of services, the Customer may hire the same contractor directly for installation, maintenance or repair of Customer designated equipment.

Where the Telephone Company does not use contractors, Customer designated equipment and Customer provided facilities used in the provision of virtual EIS will be installed, maintained and repaired by the Telephone Company. The Telephone Company will maintain and repair the Customer designated termination equipment under the same time frame and standards as its own equipment.

17.8.4 Customer Terminating Equipment Requirements

- (A) Customer equipment installed in the Telephone Company manhole or similar location must comply with either the Telephone Company's list of approved products, or equipment that complies with wire center or access tandem environmental and transmission standards in effect at the time the interconnection is made. This list of approved products and/or equipment is the same as used by the Telephone Company and its contractors. EIS Customers will be notified of any change in the Telephone Company's list of approved products and/or equipment.
- (B) The Customer shall be responsible for supplying the following:
 - Fiber Optic Cable and Fire Retardant Sheath
Equipment located within the wire center or access tandem
- (C) The Customer shall be required to provide DS1 cable facilities in sufficient capacity for the Telephone Company to wire DS1 services in multiples of 28.
- (D) The Customer shall be responsible for bringing his fiber optic cable to the wire center or access tandem manhole and leave sufficient cable length in order for the Telephone Company to be able to fully extend such cable through to the Customer's space. No splicing will be permitted in the manhole. Upon discontinuance of EIS, the Customer relinquishes all rights, title and ownership of cable to the Telephone Company.
- (E) The Telephone Company is responsible for installing Customer provided fiber optic cable in the cable space or conduit from the manhole to the wire center or access tandem. This may be shared conduit with dedicated inner duct. The Customer shall not be permitted to reserve wire center or access tandem cable space or conduit. If new conduit is required, the Telephone Company will negotiate with the Customer to determine the specific location. The Telephone Company reserves the right to manage its own wire center or access tandem conduit requirements and to reserve vacant space for planned facility additions.
- (F) The Telephone Company is responsible for installing a cable splice where the Customer provided fiber optic cable meets Customer provided fire retardant riser cable within the wire center or access tandem cable vault or designated splicing chamber. The Telephone Company will provide space and racking for the placement of the splice enclosure. The Telephone Company will tag all entrance facilities to indicate ownership. The Telephone Company is responsible for placing the Customer's fire retardant riser cable from the cable vault to the terminating equipment. The Customer is responsible for providing fire retardant riser cable that meets Telephone Company standards.
- (G) Customer interconnection equipment installed with the Telephone Company's wire center or access tandem facilities shall be subject to and comply with Telephone Company practices for ac/dc bonding and grounding requirements. This information will be provided to the Customer in the general information packet.

FACILITIES FOR INTRASTATE ACCESS

17. EXPANDED INTERCONNECTION SERVICES (Cont'd)

17.8 Virtual EIS (Cont'd)

17.8.4 Customer Terminating Equipment Requirements (Cont'd)

- (H) Upon installation of the Customer's equipment, with prior notice, the Telephone Company will schedule time to work with the Customer during the turn-up phase of the equipment to ensure proper functionality between the Customer's equipment and the connections to the Telephone Company equipment. The time period for this to occur will correspond to the Telephone Company's maintenance window time period.
- (I) All equipment installed within the Telephone Company wire center or access tandem facilities shall meet standard requirements as applicable for Physical EIS as in Section 17.7.4.

17.9 Rate Regulations

This section contains specific regulations governing the rates and charges that apply for EIS. These charges are in addition to the applicable rates and charges for the Switched and Special Access Service ordered, as specified in Sections 4 and 5 of this tariff.

17.9.1 Types of Rates and Charges

There are two types of rates and charges. These are monthly rates and nonrecurring charges.

(A) Monthly Rates

Monthly rates are recurring charges that apply each month or fraction thereof that an EIS is provided. Monthly rates for EIS will commence upon completion of the Customer's partitioned space, irrespective of when the Switched or Special Access service is connected.

(1) Partition Space Charge

Partition Space is a monthly recurring charge associated with the provision of the environmentally conditioned space in a specific wire center or access tandem. The Partition Space Charge applies on a per square foot basis for physical EIS.

(2) Cable Space Charge

The Cable Space Charge is a monthly recurring charge, applied per twelve fiber cable, associated with the space within the conduit, riser, cable racks, manhole and cable vault which the Customer's cable occupies. This charge applies for physical or virtual EIS.

(3) dc Power

The dc Power Charge is a monthly recurring charge associated with the provision of dc power to the Customer's space for physical or virtual EIS. The dc Power Charge applies on a per 40 amp increment.

(4) Maintenance

The Maintenance Charge is a monthly recurring charge associated with maintenance of the Customer provided equipment. The charge is applicable per base module for virtual EIS.

FACILITIES FOR INTRASTATE ACCESS

17. EXPANDED INTERCONNECTION SERVICES (Cont'd)

17.9 Rate Regulations (Cont'd)

17.9.1 Types of Rates and Charges (Cont'd)

(B) Nonrecurring Charges

Nonrecurring charges are one-time charges that apply for specific work activity. The types of nonrecurring charges that apply for EIS are those listed below.

(1) Conversion Fee

The Conversion Fee of \$2,500 is associated with the work performed to convert existing collocated services to virtual EIS arrangements where no changes in Customer designated termination equipment or facilities or Telephone Company provided equipment and facilities are required. The Customer may request multiple wire centers or access tandems to be converted on one order. The Conversion Fee applies per order in lieu of the Engineering/Installation Fee.

(2) Cable Pull Charge

The Cable Pull Charge is associated with the work performed by the Telephone Company to pull and splice the Customer's cable from the manhole to the cage or to the Customer designated termination equipment.

This charge applies per wire center or access tandem, per twelve fiber cable terminated for physical or virtual EIS.

(3) Physical Engineering Fee

The Physical Engineering Fee is associated with work performed by the Telephone Company to determine space requirements, engineer adequate amounts of power, heat, ventilation and air conditioning, and ensure adequate fire protection for physical EIS. This charge applies on a per order, per wire center or access tandem basis.

(4) Building Modification Charge

The Building Modification Charge is associated with work performed by the Telephone Company to provide modifications to the wire center or access tandem to accommodate provisioning of physical EIS. These include, but are not limited to, security access card swipe equipment, construction of separate entrance/exit, construction of separate pathway or corridors, and/or additional security locks.

There are three levels of the Building Modifications Charge; Simple, Moderate and Complex. The rates correspond to the amount of work and construction required for each central office. Each central office is mapped to the appropriate rate level as shown in 17.7.7.

FACILITIES FOR INTRASTATE ACCESS

17. EXPANDED INTERCONNECTION SERVICES (Cont'd)

17.9 Rate Regulations (Cont'd)

17.9.1 Types of Rates and Charges (Cont'd)

(5) Cage Enclosure

The Cage Enclosure charge is associated with work performed by the Telephone Company to construct a cage for the Customer's terminating equipment for physical EIS. This charge includes one ac outlet, one charge circuit system, and electrical sub-panel and adequate lighting. This element also includes material cost for the cage enclosure. This element is optional, the Customer may sub-contract this work to a Telephone Company approved contractor.

This charge provides a 100 square foot enclosure. Upon request of the Customer, additional space may be provided in increments of 100 square feet for \$1,000.00 per additional 100 square feet.

(6) Engineering/Installation Fee

The Engineering/Installation Fee is associated with work performed by the Telephone Company to determine space requirements, engineer adequate amounts of power to the equipment, ensure adequate fire protection and install Customer designated termination equipment for virtual EIS.

An Engineering/ Installation fee as shown in 17.12.1 applies for the installation of the base unit and each DS1, DS3 or DSO card.

DSO card installations are also available in ranges of 144 to 224, 225 to 448, 449 to 784, 785 to 1232, 1233 to 1680, 1681 to 2128, 2129 to 2576 and 2577 to 3024 blocks. The Engineering/Installation Fee for DSO Block is applied for the initial installation of the block and determined by the range in which the number of DSOs ordered appears. Subsequent additions of DSOs to the block will be charged the Per DSO Card Installed Fee. For example, an installation request for a block of 200 DSOs will be charged the DSO Block Fee of the 144 to 224 range. A subsequent request of 30 more DSOs will be charged 30 DSO Per Card Installed Fees. A subsequent request for another DSO Block for an additional 150 DSOs will be charged the DSO Block Fee of the 144 to 224 range.

(7) Overhead Superstructure

The Overhead Superstructure is associated with work performed by the Telephone Company for the extension of overhead racking for the placement of Customer provided cable for physical EIS. This charge is rated as an ICB.

FACILITIES FOR INTRASTATE ACCESS

17. EXPANDED INTERCONNECTION SERVICES (Cont'd)

17.9 Rate Regulations (Cont'd)

17.9.1 Types of Rates and Charges (Cont'd)

(8) dc Power

The dc power charge is associated with work performed by the Telephone Company for the extension of power to the Customer's cage. This charge applies on a per 40 amp increment for physical or virtual EIS.

(9) Training

The training charge is associated with the costs incurred by the Telephone Company to train Telephone Company personnel on equipment that the Telephone Company does not use in normal operations within the requested central office for the provision of virtual EIS. The interconnecting customer will be responsible for the arrangement and payment for required training seminars, including tuition and related course materials. The technicians training time will be based on labor rates as set forth in Section 6.2(G) and will be billed per hour or fraction thereof. When travel is required, travel expenses associated with training will be charged to the interconnecting customer based directly on ticket stubs and/or receipts.

(10) Environmental Conditioning Charge

The Environment Conditioning Charge is related to the costs incurred by the Telephone Company for the environmental conditioning of space within a wire center or access tandem when a Customer chooses to collocate equipment in non-environmental conditioned space. This charge will be rated as an ICB and filed under 17.14.

- (a) The Environmental Conditioning Charge will apply in full to the first Customer in each wire center or access tandem.

FACILITIES FOR INTRASTATE ACCESS

17. **EXPANDED INTERCONNECTION SERVICES** (Cont'd)

17.9 Rate Regulations (Cont'd)

17.9.1 Types of Rates and Charges (Cont'd)

(10) Environmental Conditioning Charge (Cont'd)

- (b) If a second Customer orders service in the same wire center or access tandem and can be located within the same collocation area as the first Customer, the second Customer in that wire center or access tandem will be charged one-half of the Environmental Conditioning Charge. The Telephone Company will retain \$1,000 of the amount paid by the second Customer to cover administrative costs for processing the request. The first Customer will receive either a refund or credit for the remaining amount.
- (c) If a third Customer orders service in the same wire center or access tandem and can be located within the same collocation area as the first two Customers, the third Customer in that wire center or access tandem will be charged one-third of the Environmental Conditioning Charge. The Telephone Company will retain \$1,000 of the amount paid by the third Customer to cover administrative costs for processing the request. The first and the second Customer will receive one-half of the remaining amount via a refund or credit. This process will be repeated as additional Customers order service within the same wire center or access tandem.
- (d) The first Customer ordering service in the same wire center or access tandem but placed in a different collocation area will be charged the full Environmental Conditioning Charge. As additional Customers are placed in the same collocation area, the same process of payments and associated refunds or credits will apply.

(11) Access Ordering Charge

The Switched Access Ordering Charge applies, per ASR, for the installation, addition, change, rearrangement or move of EIS Switched and Special Access Service facilities, except as specified in 4.5.2(A)(3)(h). The appropriate service installation charge for the service terminations(s) will also apply.

When an EIS is moved to a different CDL, a new minimum period will be established for the installed Switched or Special Access Service. The Customer will remain responsible for all remaining minimum period charges associated with the disconnected Switched or Special Access Service. For Switched or Special Access Services subject to payment plan regulations, the same payment plan will remain in force.

17.9.2 Minimum Periods

- (A) The Minimum Period applicable to monthly EIS rate elements specified is six months.
- (B) When EIS is discontinued prior to the expiration of the Minimum Period, charges are applicable for the remaining month(s) and/or fraction thereof of the Minimum Period.

FACILITIES FOR INTRASTATE ACCESS

17. EXPANDED INTERCONNECTION SERVICES (Cont'd)

17.10 EIS Rates and Charges

17.10.1 Cable Space and Cable Pull

<u>Monthly Charge</u> <u>Per 12 Fiber Cable</u> <u>Cable Space</u>	<u>Nonrecurring Charge</u> <u>Per 12 Fiber Cable</u> <u>Cable Pull</u>
\$28.57	\$1,192.00

17.10.2 dc Power

<u>Monthly Charge</u> <u>Per 40 Amps</u>	<u>Nonrecurring Charge</u> <u>Per 40 Amps</u>
\$436.61	\$2,472.00

17.11 Virtual EIS Wire Centers and Access Tandems

17.11.1 The following wire centers and access tandems are exempt from physical EIS requirement due to lack of existing suitable space. Virtual EIS will be available in these offices.

<u>Wire Center</u>	<u>Address</u>	<u>City</u>	<u>CLLI Codes</u>
--------------------	----------------	-------------	-------------------

(Reserved for Future Use)

17.12 Virtual EIS Rates and Charges

17.12.1 Equipment Rates and Charges

Maintenance Per Base Module, Per Month \$182.55

Nonrecurring Charges

Engineering/Installation Fee,

Per base module

OCI	\$3,337.64
90 Mbps	3,337.64
OC3	3,882.36
OC12	4,427.08
OC24	5,074.14
OC48	5,721.20
NGDLC	5,721.20

Engineering/Installation Fee,

Per card installed

OCI DS1	\$211.12
DS3	435.94
90 Mbps DS1	211.12
DS3	435.94
OC3 DS1	211.12
DS3	435.94
OC12 DS3	435.94
OC24 DS3	435.94
OC48 DS3	435.94
NGDLC DSO	105.56

FACILITIES FOR INTRASTATE ACCESS

17. **EXPANDED INTERCONNECTION SERVICES** (Cont'd)

17.12 Virtual EIS Rates and Charges (Cont'd)

17.12.1 Equipment Rates and Charges (Cont'd)

Nonrecurring Charges

Engineering/Installation Fee,
 Per DSO Blocks Installed
 Ranges

144-224	\$ 2,405.80
225-448	3,368.12
449-784	4,571.02
785-1232	6,014.50
1233-1680	7,457.98
1681-2128	8,901.46
2129-2576	10,344.94
2577-3024	11,788.42
DS1	211.12
DS3	435.94

17.13 Physical EIS Rates and Charges

Physical EIS will be provided at the rates and charges set forth following. The rates and charges shown will apply to each EIS at the specific wire center or access tandem.

17.13.1 Engineering Fee

Nonrecurring Charge \$3,874.00

17.13.2 Building Modification

Nonrecurring Charges:

<u>Simple</u>	<u>Moderate</u>	<u>Complex</u>
\$13,580.00	\$18,550.00	\$23,670.00

17.13.3 Cage Enclosure

Nonrecurring Charge \$4,723.00

17.13.4 Partition Space

Monthly Charge, per Square Foot \$2.98